

LGIRS Liquor Licensing Performance Report March Quarter 2026

This report presents information on liquor licensing application timeframes in Western Australia for the March quarter 2026. It outlines the total time taken to finalise applications across selected licence types and provides a baseline for ongoing performance monitoring and reporting.

Scope and coverage

This report covers nine of the 14 permanent liquor licence types, and approved manager applications (new and renewals).

Temporary licences and permits are excluded because their timeframes are set within the *Liquor Control Act 1988* and are linked to event dates.

Licence types not included at this stage make up a small share of total applications and/or have unique characteristics that are difficult to report in standard timeframes. Coverage may expand in future reports as data quality and reporting capabilities improve.

Establishing a baseline

Some of the timeframes shown in this report are longer than internal service expectations.

Publishing these results establishes a baseline so performance can be measured and improved over time.

The department is continuing to review its processes and system capabilities to improve visibility and transparency of application stages to support more efficient licensing outcomes.

It is intended that future reports will provide more information about what work has been undertaken

and to identify how any process changes or enhancements have affected licensing timeframes (positively or negatively).

A new licensing and compliance system, due to be implemented in early 2027, is expected to enable more detailed tracking of an application as it moves through the assessment and determination stages.

March quarter 2026

This is the first quarterly release of liquor licensing performance data. The purpose is to establish a reliable baseline so that over time we can identify trends and application volumes and decision timeframes over the coming years. The current baseline has been developed using the last two years of data. During the March quarter of 2026, the following applications were determined:

- 47 permanent liquor licences; and
- 1,573 approved manager (new and renewals)

Timeframes vary depending on licence types. This reflects differences in legislative requirements, application complexity, and consultation processes. The department aims to achieve 80% of applications determined within the defined target business days (BD) relevant to the licence types reported on. Figures do not include applications that are lodged during the quarter that have not been determined and those that are withdrawn by the applicant prior to a decision being made.

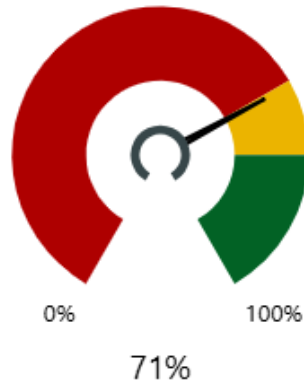
Performance will continue to be monitored and reported for each quarter.

The Department of Local Government, Industry Regulation and Safety (LGIRS) was formed on 1 July 2025. Prior to this date, the activities included in this report were undertaken by the Department of Local Government, Sport and Cultural Industries. The Director of Liquor Licensing is the regulator of the liquor industry in Western Australia.

Restaurant

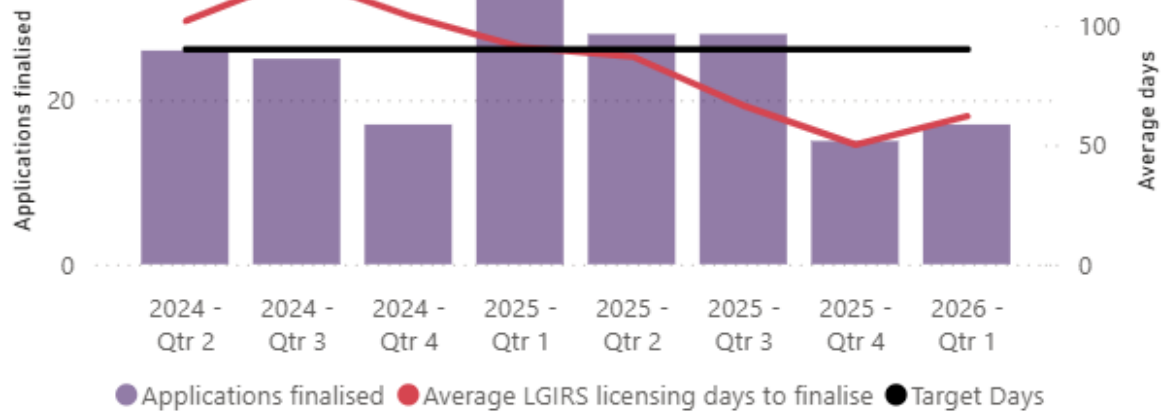
Per cent finalised within target timeline

Target 90 BD



Average 62 business days total

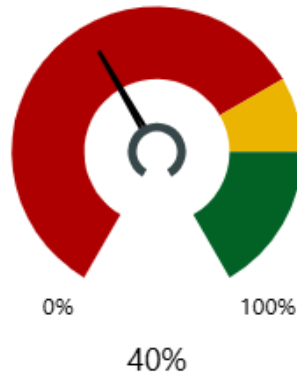
Trends for finalised applications and average business days to finalise



Small Bar

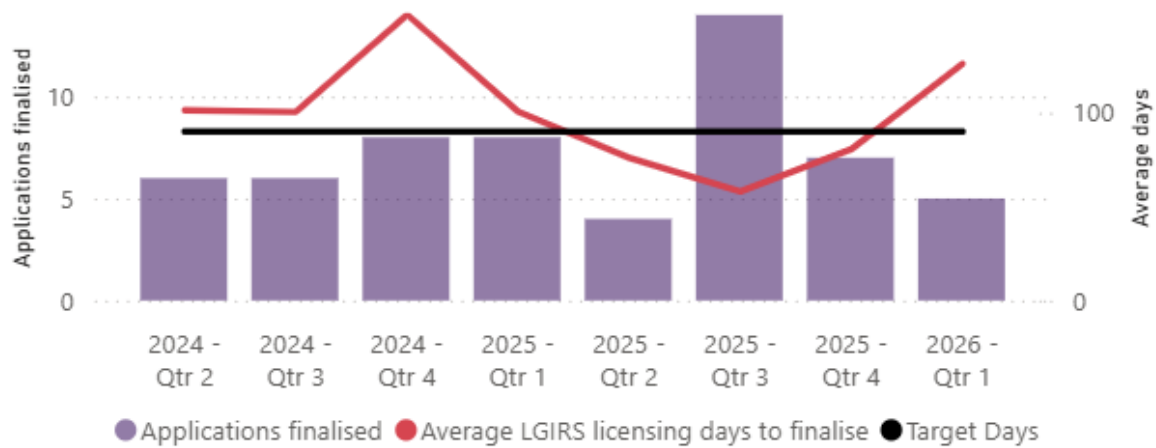
Per cent finalised within target timeline

Target 90 BD



Average 126 business days total

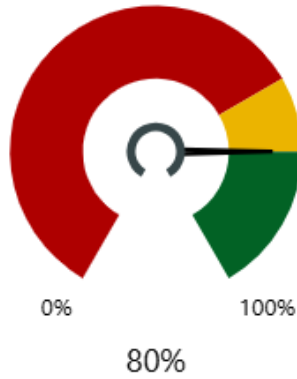
Trends for finalised applications and average business days to finalise



Producers

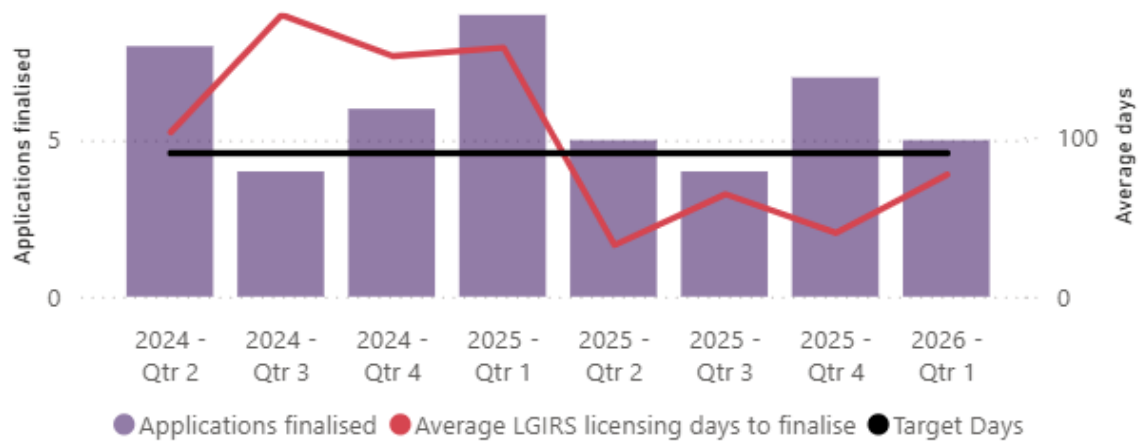
Per cent finalised within target timeline

Target 90 BD



Average 77 business days total

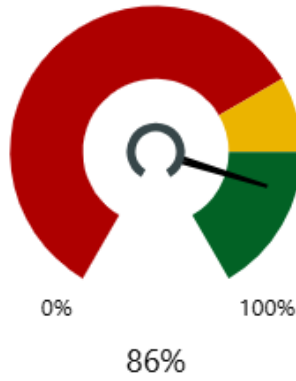
Trends for finalised applications and average business days to finalise



Wholesalers

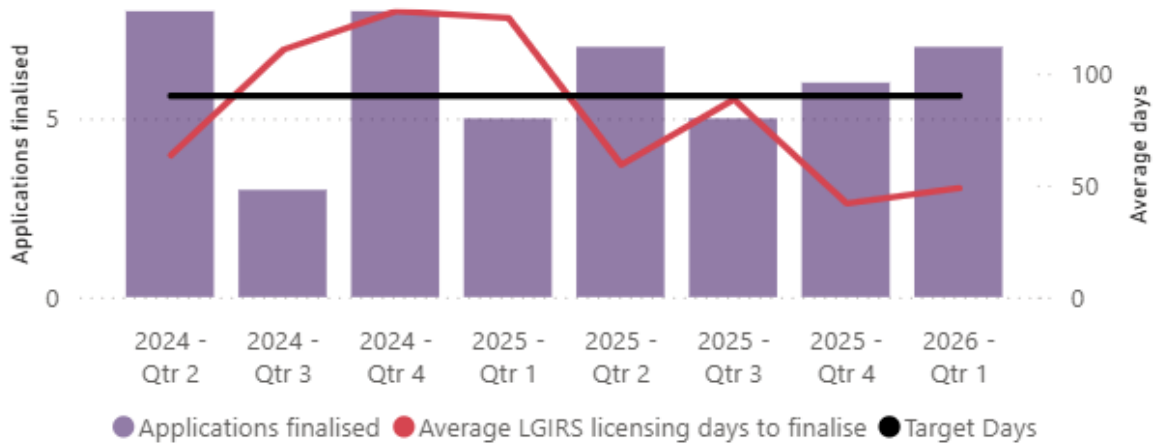
Per cent finalised within target timeline

Target 90 BD



Average 49 business days total

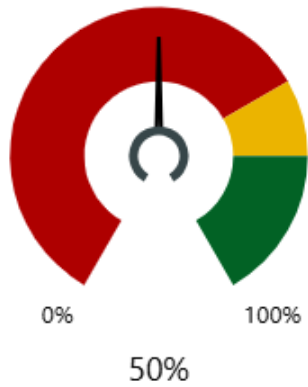
Trends for finalised applications and average business days to finalise



Liquor Store

Per cent finalised within target timeline

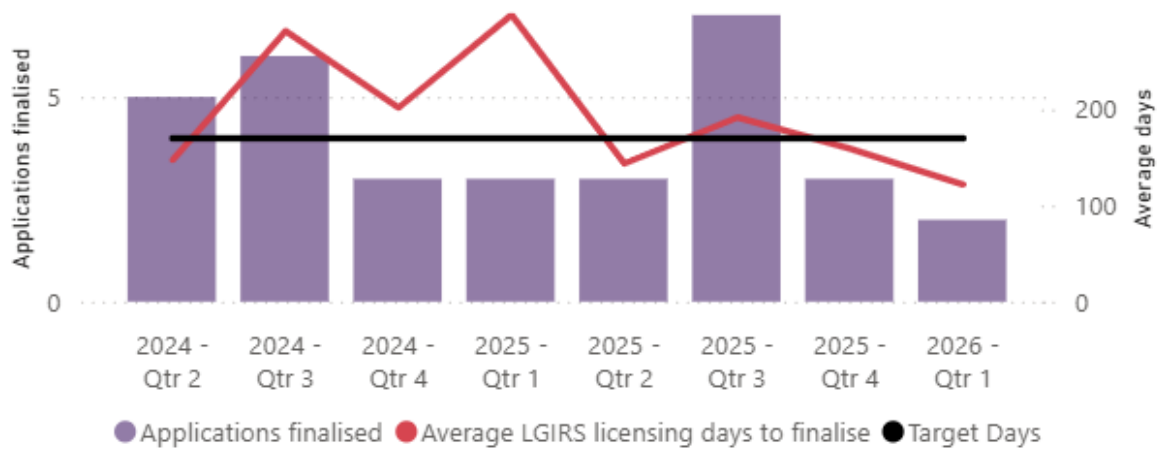
Target 170 BD*



* These applications include public interest assessments and public advertising requirements. Any objections or interventions lodged during this process can affect the timeframe for making a determination. Liquor Store applications have been known to attract significant public interest.

Average 122 business days total

Trends for finalised applications and average business days to finalise



Tavern and Tavern Restricted

Per cent finalised within target timeline

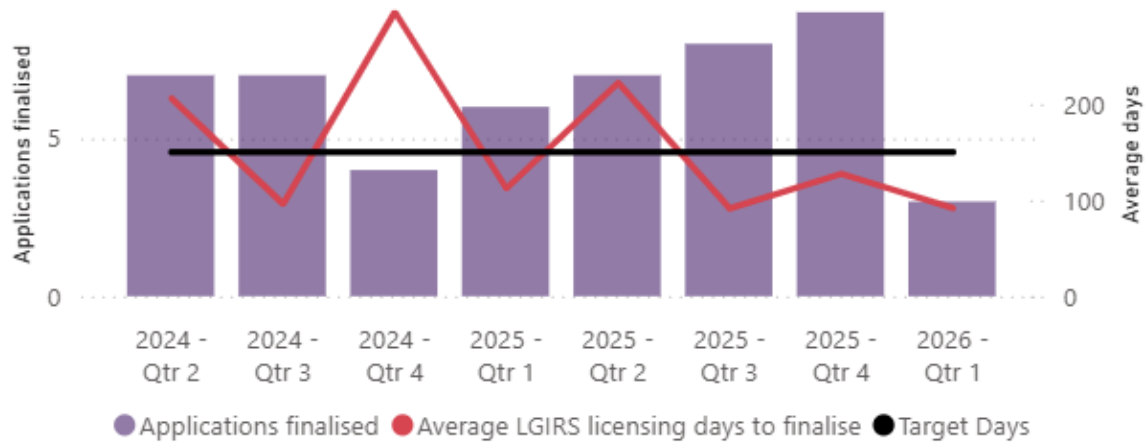
Target 150 BD*



*These applications include public interest assessments and public advertising requirements. Any objections or interventions lodged during this process can affect the duration of assessment.

Average 92 days total

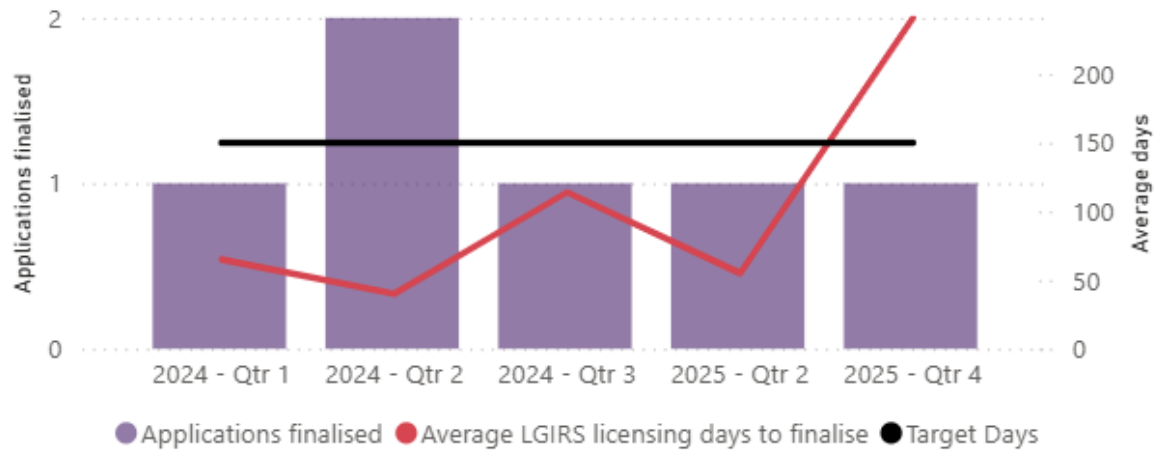
Trends for finalised applications and average business days to finalise



Hotel and Hotel Restricted

No applications finalised in the reporting period

Trends for finalised applications and average business days to finalise



New Approved Managers

Per cent finalised within target timeline

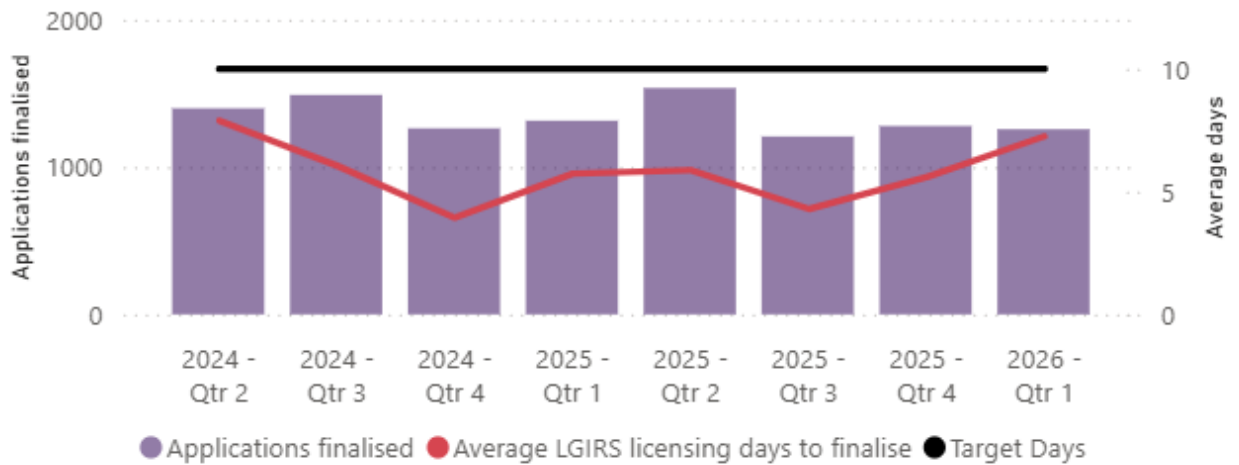
Target 10 BD



Note: Approved Manager applicants may act in the role from the date the application is lodged. These applications are usually determined within two weeks, provided that the application is complete. Applications that require an assessment of the persons National Police Clearance may take longer to finalise.

Average 7 business days total

Trends for finalised applications and average business days to finalise



Approved Managers Renewals

Per cent finalised within target timeline

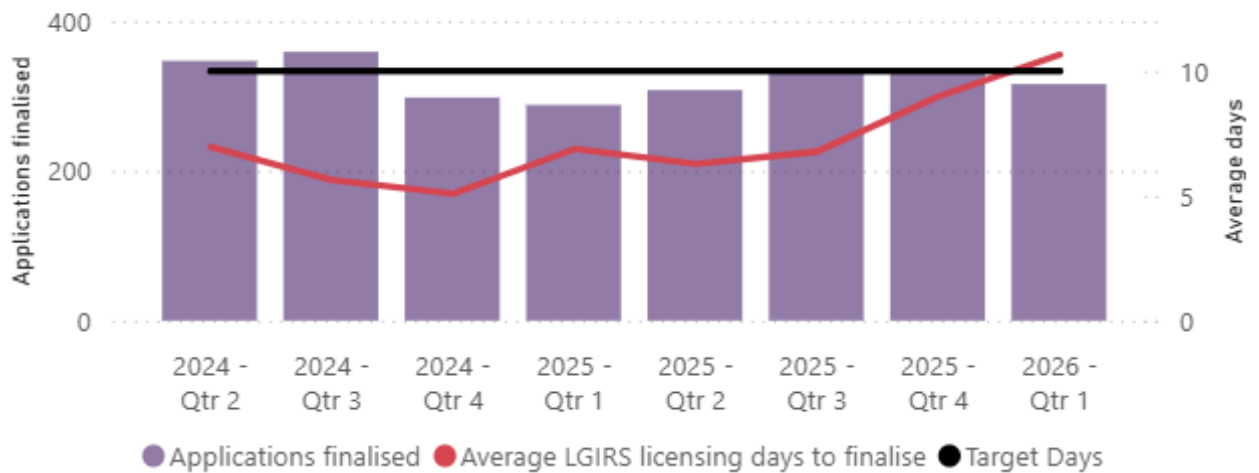
Target 10 BD



Note: Approved Manager applicants may act in the role from the date the application is lodged. These applications are usually determined within two weeks, provided that the application is complete. Applications that require an assessment of the person’s National Police Clearance may take longer to finalise.

Average 11 business days total

Trends for finalised applications and average business days to finalise



Licence Holders as at 31 March 2026

Restaurant

- Restaurant 1,191

Small Bar

- Small Bar 302

Producers

- Producers 559

Wholesalers

- Wholesalers 311

Liquor Store

- Liquor Store 700

Tavern and Tavern Restricted

- Tavern 473
- Tavern Restricted 205

Hotel and Hotel Restricted

- Hotel 258
- Hotel Restricted 76

Approved Managers

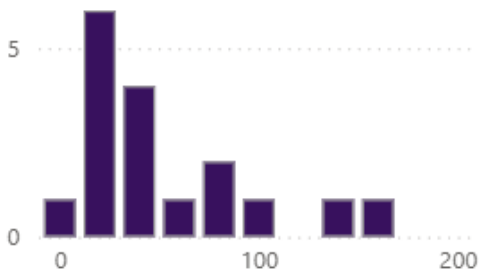
- Restricted Approved Managers 2,324
- Unrestricted Approved Managers 27,942

Licence types not included in this report

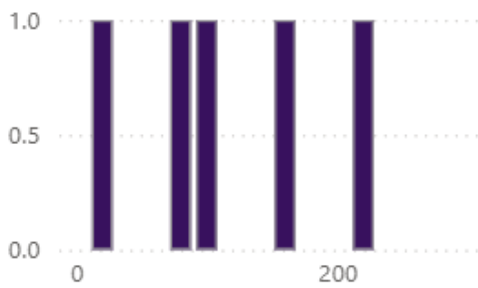
- Casino 1
- Nightclub 36
- Club 393
- Club Restricted 615
- Special Facility Licences (all) 660

Distribution of business days to finalise applications – 2026 Q1

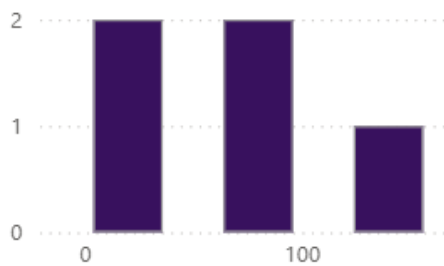
Restaurant



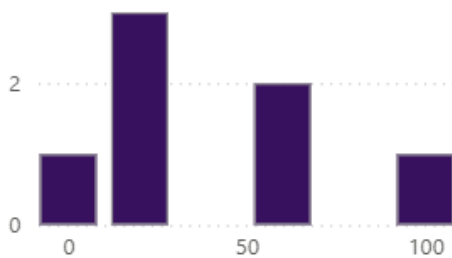
Small Bar



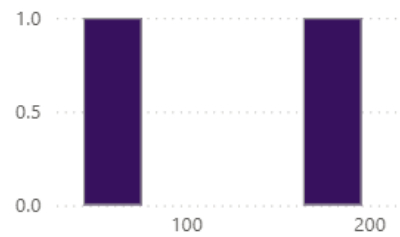
Producers




Wholesalers



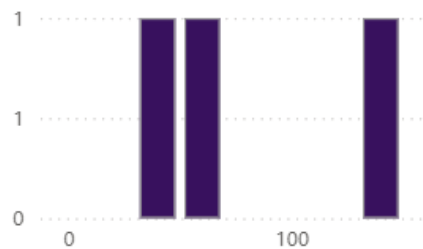
Liquor Store



Hotel and Hotel Restricted

 No applications finalised in the reporting period

Tavern and Tavern Restricted



Approved Managers

