GOVERNMENT OF
WESTERN AUSTRALIA

Department of
Justice

Annual Report 2025/26

Acknowledgment of Country

The Department of Justice respectfully acknowledges the Traditional Custodians of the land as the First Peoples of this Country. We embrace the vast Aboriginal cultural diversity throughout Western Australia and recognise Aboriginal peoples' continuing connection to Country, water and sky. We pay our respects to Elders past, present and emerging.

The Department of Justice is committed to fostering respectful partnerships with Aboriginal colleagues, clients and those in our care. We acknowledge that while the vast majority of Aboriginal people have no involvement with the justice system, Aboriginal people remain disproportionately represented within it, and we are committed to working with Aboriginal communities to achieve better justice outcomes.

The Department of Justice uses the term Aboriginal peoples throughout this document to refer to both Aboriginal and Torres Strait Islander peoples.

Mail: GPO Box F317, PERTH WA 6841
Phone: 9264 1600

www.justice.wa.gov.au

ISSN: 1837-0500 (Print)
ISSN: 1838-4277 (Online)

Front cover: Kalgoorlie Courthouse, Kalgoorlie-Boulder, Western Australia
This page: Image of sand art created during National Reconciliation Week from Banksia Hill Detention Centre

Statement of Compliance

Hon Dr Tony Buti BPE; DipEd; MIR; LLB; DPhil

MLA

Attorney General; Minister for Corrective Services; Commerce; Tertiary and International Education.

In accordance with Section 61 of the *Financial Management Act 2006*, I hereby submit for your information and presentation to Parliament, the Annual Report of the Department of Justice for the financial year ended 30 June 2026.

Kylie Maj

Director General
Department of Justice
13 October 2026

An Image of Dr Tony Buti, Attorney General; Minister for Corrective Services; Commerce; Tertiary and International Education.

Purpose and Accessibility Statement

This Annual Report provides information on the Department's performance, governance, priorities, results and challenges during the 2025/26 financial year. It explains how the Department contributed to safer and more inclusive communities through service delivery, justice reform and stewardship of the Western Australian justice system.
The Department of Justice is referred to throughout this Report as the Department.

The Annual Report is intended for our community, customers, volunteers, people in our care, stakeholders and partners. It provides an account of our activities and performance and outlines the opportunities and challenges that have influenced delivery of our services during the year.

This Report is available in PDF and accessible Word formats and has been prepared in accordance with accessibility standards wherever possible.

Some complex financial tables have limitations in accessibility. The Department is committed to improving accessibility and providing information in formats that meet the needs of diverse audiences, including people with disability.

We welcome your feedback on the Report and our approach to public reporting. If you require information in an alternative format or would like to provide feedback, please contact the Department through the Customer Feedback Management System.

Scan the QR code to access the Customer Feedback Management System including accessibly requests.

The Breastscreen WA van visits Melaleuca Prison

Contents

Overview **5**
- Director General's Message 6
- Snapshot of the Year 10
- About Us 11

Governance **13**
- Legislative and Policy Context 14
- Performance Management Framework 15
- Our Leaders 16
- Extended Executive 18
- Organisational Structure 20
- Regional Locations 22

Performance **23**
- Agency Capability Review 24
- Strengthening Organisational Capability and Accountability 25
- Strategic Plan 26
- Strategic Reform in Focus 27
- Key Performance Indicators Summary 28
- Financial Summary 30

Services **31**
- Services to State Government 32
- Victim and Justice Services in the Community 65
- Office of the Commissioner for Victims of Crime 67
- Office of the Public Advocate 72
- Public Trustee 75
- Registry of Births, Deaths and Marriages 77
- Equal Opportunity Commission 80
- Court and Tribunal Services 81
- Corrective Services 101

Capability **119**
- Our People 121
- Our Assets and Supply Agreements 134
- Our Digital Plans 137

Disclosures and Compliance **139**

Financials **163**

Key Performance Indicators **235**

Overview

Director General's Message

This year has been one of significant challenge and transformation for Western Australia's justice system. Growing demand, increasing complexity and changing community expectations have required difficult decisions to keep the community safe while continuing to deliver fair, accessible and effective services.

Throughout the year, I have seen our people respond with professionalism, resilience and a strong sense of purpose. Across courts and tribunals, corrective services, victim support, trustee and guardianship services, policy and legislation, reform, and our operational and corporate functions, our staff have remained focused on serving the Western Australian community and improving outcomes for those who rely on our services.

We are privileged to have such a dedicated workforce. Many of our people work in challenging environments and manage complex situations every day. We recognise the inherent risks in the justice sector and remain committed to strengthening our systems, processes and culture so our people are supported to perform their work safely, respectfully and effectively.

We have also heard clearly from the community, particularly Aboriginal people and victims, about the importance of addressing complex and enduring challenges. These include the over-representation of Aboriginal people in the justice system, family and domestic violence, youth justice, and the need for services that are more inclusive, accessible and responsive.

This Annual Report outlines the work underway across the Department to respond to these challenges through law reform, service improvement, stronger partnerships and more effective stewardship of the justice system.

An important mechanism in strengthening that stewardship has been the re-establishment of the Justice Planning and Reform Committee. By bringing together leaders from across government and the justice sector, the Committee provides a forum to identify shared priorities, strengthen coordination and address complex challenges that no single agency can resolve alone.

A shared strategic direction

A significant focus this year has been developing the Department's refreshed Strategic Plan, which will be released in the coming year. The Public Sector Commission's Agency Capability Review provided an important opportunity to consider our strengths, the challenges we face and the capabilities we will need for the future. The review highlighted the effect that sustained operational pressures can have on longer-term planning. It also reinforced the importance of maintaining a clear, shared vision that connects our day-to-day work with the outcomes we seek for the community.

In response, we have taken deliberate steps to strengthen our strategic direction and bring the Department together around a common purpose. Leaders and staff from across the organisation have contributed their experience, knowledge and ideas to this work. I have particularly valued the contribution of our Extended Executive team, whose insight and commitment have helped shape

our future direction. This work has enabled us to define our priorities more clearly and adopt a more disciplined and collaborative approach to planning, testing and delivering improvements over time.

Importantly, the work to clarify our strategic direction is being supported by tangible progress across the Department. Throughout the year, we continued to strengthen service delivery across courts and tribunals, corrective services, victim support and trustee and guardianship services, while also progressing legislative and policy reforms that will support longer-term improvements across the justice system.

This work has also reaffirmed the values that must underpin everything we do. To maintain community confidence, we must act with integrity, prioritise safe behaviours, respect cultural differences and create inclusive environments in which people feel valued and supported.

Strengthening services and partnerships

Western Australia's growing population and the increasing complexity of community needs continue to affect demand across the justice system. In response, we have strengthened how we plan for emerging pressures and how we design and deliver services across the State.

During the year, the Department expanded its use of data, analytics and forecasting. This has improved our ability to understand demand, anticipate pressure points and make informed decisions about the services and infrastructure the community needs.

We have also continued to strengthen our engagement with stakeholders and communities. Meaningful and lasting reform must be informed by the experiences of the people who use our services, as well as those who deliver them.

The Aboriginal Justice Advisory Committee is an important part of this work, providing independent cultural advice and guidance on issues affecting Aboriginal people and communities. During the year, we welcomed new members, continued to benefit from the expertise of existing members and farewelled members whose contributions helped shape the Committee's work and the Department's approach to Aboriginal justice. I thank all members, past and present, for the knowledge, experience and commitment they have brought to improving justice outcomes for Aboriginal people across Western Australia.

During the reporting period, the Department benefited from the leadership and support of the Honourable Paul Papalia CSC MLA in his role as Minister for Corrective Services. Mr Papalia retired from politics in July 2026 after a distinguished 19-year career in public service. I thank him for his commitment to the justice portfolio and his contribution to advancing important reform.

I look forward to continuing to work closely with the Honourable Dr Tony Buti MLA in his roles as Attorney General and Minister for Corrective Services as we progress our shared commitment to improving justice outcomes.

This year has reinforced both the progress we are making and the scale of the challenges that remain. As Western Australia continues to grow, demand across the justice system will continue to evolve and increase.

Meeting these challenges will require sustained focus, strong partnerships and a willingness to think differently about how we deliver services. I am confident that the dedication and expertise of our people, together with our renewed strategic focus, will position the Department well to respond to future challenges and continue strengthening Western Australia's justice system.

Kylie Maj
Director General

IN FOCUS

Our Way Forward – Supporting Aboriginal Families Experiencing Family Violence

A community-led strategy to address family violence and improve justice outcomes for Aboriginal families.

Image of Our Way Forward; Supporting Aboriginal Families Experiencing Family Violence strategy

Addressing family violence and the over-representation of Aboriginal people in the justice system required a dedicated process to reshape existing approaches and to progress integrated responses, in partnership with Aboriginal representative bodies and community-controlled organisations.

This comprehensive strategy is the result of engagement with Aboriginal and Torres Strait Islander peoples, who highlighted the need for solutions that are designed, delivered and led by community.

It represents the work and voices of many Aboriginal people involved with the justice system and in the community. More than 690 people contributed to this work, the vast majority being Aboriginal women, men and young people. It was informed by a multi-agency reference group comprising of State Government and non-government organisations, co-chaired by Aboriginal Family Legal Services, which provided solutions to family violence.

Professor Victoria Hovane, a Ngarluma, Jaru and Gooniyandi psychologist and consultant, authored the strategy. Her deep expertise regarding family violence in Aboriginal communities, intergenerational trauma and healing has ensured that Our Way Forward is grounded in evidence and culturally informed practice.

Our Way Forward aligns with state and national strategies and agreements that reinforce the importance of culturally grounded, Aboriginal-led approaches in preventing and responding to family violence.

The community-led vision, goals and priorities have informed the drafting of the Department's new Strategic Plan and prioritisation of actions.

Priorities of the Our Way Forward strategy

1. Systems transformation

A culturally aware justice system that is trauma informed and guided by Aboriginal led, place-based approaches

2. Safety for people who experience violence

Ensure Aboriginal people, including children and young people, are safe, supported and able to thrive through culturally safe and holistic responses

3. Rehabilitation for people who use violence

Support long-term, culturally informed rehabilitation and healing to break cycles of harm, and strengthen families and communities

Smoking Ceremony taking place at the launch of Our Way Forward strategy

Scan the QR code for more information from the Department's website.

Snapshot of the Year

Community

4,431
people under the Guardianship of the Office of the Public Advocate.

9,006
clients have trust accounts managed by the Public Trustee.

424
hearings of the Prisoners Review Board attended by victim representatives.

144,699
certificates or acknowledgment documents for births, deaths, marriages, change of name and change of sex or gender.

Corrections

7,687
average daily adult male prisoners.

79
average daily young people in detention.

872
average daily adult female prisoners.

1,107
average daily young people supervised in the community.

7,401
average daily adults managed in the community.

282
new custodial recruits, with 229 Prison Officers and 53 Youth Custodial Officers strengthening front line custodial services across Western Australia.

Courts and Tribunals

$122.2m
awarded to victims of crime through the Criminal Injuries Compensation Scheme.

116
referrals to the Intellectual Disability Diversion Program Court.

46,729
people summoned for jury duty.

Justice Reform

226
items of subsidiary legislation drafted and published.

$207m
in State and Commonwealth funding allocated to Legal Assistance.

$3.1m
allocated to 16 applicants under the Criminal Property Confiscation Grants Program.

112
Aboriginal Justice Open Days occurred.

3,407
community members accessed essential identification, registration and licensing documents at the Aboriginal Justice Open Days.

About Us

The Department of Justice is a diverse agency that brings highly skilled and passionate staff, industry leaders and volunteers together to deliver justice services and reform for the Western Australian community, State Government, Judiciary and Parliament.

Our mission

A fair, just and safe community for all Western Australians.

Our principles

- High performing and professional
- Ethical and accountable
- Trained, safe and supported

Our values

- Respecting rights and diversity
- Fostering service excellence
- Being fair and reasonable

Our services

The Department supports the community, State Government, Judiciary and State Parliament by providing access to high-quality justice services.

- Services to State Government
- Victims and Justice Services in the Community
- Court and Tribunal Services
- Corrective Services

Smoking ceremony at Banksia Hill Youth Detention Centre.

Central Law Court, Perth

Governance

Legislative and Policy Context

The Department was established in 2017 following the amalgamation of the Department of the Attorney General and Corrective Services. The Department administers 176 Acts on behalf of the State Government and complies with a range of other legislation and policies.

Administered legislation

During 2025/26 the Director General was accountable to:

Hon Dr Tony Buti BPE DipEd MIR LLB DPhil MLA

Attorney General; Minister for Commerce; Tertiary and International Education; Multicultural Interests

Hon Paul Papalia CSC MLA

Minister for Emergency Services; Corrective Services; Defence Industries; Veterans; Racing and Gaming

The Department assisted these Ministers to administer 176 Acts either through policy advice or service delivery. Of the total, 167 Acts supported the Attorney General to uphold the rule of law and administer the justice system. The remaining nine supported the Minister for Corrective Services in overseeing prisons and correctional services. For the full list see the compliance section at the end of this Report.

Legislative and policy compliance

The Department complied with relevant legislative, policy and governance requirements, as outlined in the Disclosure and Compliance section of this Report. Its operations and reporting aligned with State Government requirements relating to performance and outcome setting, financial management, industrial relations, work health and safety, digital governance and procurement.

The Department's work was also informed by relevant Commonwealth legislation, intergovernmental agreements, and engagement through Ministerial and agency forums, supporting coordinated policy development and service delivery across the justice sector.

Perth city skyline.

Performance Management Framework

Broad, high-level government goals are supported at agency level by specific desired outcomes. Agencies deliver services to achieve these desired outcomes that ultimately contribute to meeting the higher level government goals.

Alignment with State Government Goals

Government Goal:
Safe, Strong and Fair Communities. Supporting our local and regional communities to thrive.

Department of Justice Desired Outcomes	Services
1. An efficient, accessible court and tribunal system	1. Court and Tribunal Services
2. Trustee, Guardianship and Administration services are accessible to all Western Australians	2. Advocacy, Guardianship and Administration Services 3. Trustee Services
3. Western Australian birth, death, marriage and change of name certificates are accurate and accessible	4. Births, Deaths and Marriages
4. Government receives quality and timely legislative drafting and publication services	5. Services to Government
5. People who experience unlawful discrimination, harassment and victimisation have efficient and accessible avenues of redress	6. Equal Opportunity Commission Services
6. Equitable access to legal services and information	7. Legal Assistance[1]
7. A safe, secure and decent corrective services which contributes to community safety and reduces offenders' involvement in the justice system	8. Adult Corrective Services 9. Youth Justice Services

1 *This outcome and service is delivered by legal assistance agencies that support the delivery of legal services to Western Australians. Grant funding is provided through the Department of Justice to the Legal Aid Commission of Western Australia, Aboriginal Legal Service of Western Australia Limited and Community Legal Centres. The Legal Aid Commission of Western Australia prepares a separate annual report, including reporting against key performance indicators for this desired outcome and service.*

Strategic Priorities

During 2025/26, the Department focused on the following priority areas to improve outcomes for the Western Australian community.

- Being responsive to Government
- Improving data, analytical and evaluative capability
- Delivering targeted and strategic policy development and legislative reform
- Improving service delivery and collaboration
- Improving community safety and security
- Sustainable strategies and outcomes
- Improved community understanding of equal opportunity and human rights

These areas of focus have guided the Department since 2021 and conclude the current Strategic Framework in 2025/26. This year the Department re-engaged its leaders and staff to reflect and plan for a renewed Strategic Plan due for release in 2026/27.

Our Leaders

The Department maintains a diverse and experienced leadership team.

Corporate Executives

Kylie Maj – Director General

Appointed in June 2024

Kylie previously served as the Department's Deputy Director General Strategic Reform from 2019. Kylie has been a driving force for justice reform in Western Australia and a senior executive at several WA Government departments and statutory authorities including the Department of the Premier and Cabinet (DPC), the Office of the Auditor General and the Ombudsman Western Australia.

Brad Royce APM – Commissioner, Corrective Services

Appointed in November 2024

Appointed as the Commissioner of Corrective Services in November 2024 after serving as Interim Commissioner from October 2023. With more than 30 years in the Western Australia Police Force, including senior leadership roles, he received the Australian Police Medal in 2015. Brad has a record of strategic leadership and delivering outcomes in complex operational environments. His vision is a connected Corrective Services contributing to a safer Western Australia.

Joanne Stampalia PSM – Deputy Director General, Court and Tribunal Services

Appointed in 2018

Joanne has worked in the Western Australian public service for more than 30 years, starting with the Office of the Auditor General, before joining BHP and returning to public service within the Department of Justice. Joanne's focus has been continuous improvement to service delivery. She holds a Master of Business Administration and was awarded the Public Service Medal in the Queen's Birthday Honours 2022.

Alexandra Filipe – Deputy Director General, People, Culture and Standards

Appointed in November 2024

Alex has held senior positions in public and private settings including with IBM, PwC and with the Department of Primary Industries and Regional Development. Throughout her career, Alex has worked closely with stakeholders at all levels to provide strategic direction and advice on implementing contemporary risk, integrity and assurance frameworks to increase organisational performance and retain public confidence.

Janine Kingston – Acting Deputy Director General, Strategic Reform[1]

Appointed in 2025

Janine has over 25 years' experience in senior public sector leadership roles across strategy, policy, reform and performance. Janine has held executive leadership roles across the Western Australian public sector, including with the Departments of the Premier and Cabinet, Housing, and Health. She is recognised for driving complex reform agendas, leading cross-agency collaboration, and strengthening organisational performance and system stewardship. Janine holds a Master of Science (Public Health) and is a Fellow of the Australia and New Zealand School of Government (ANZSOG).

Leisa van der Zanden – Acting Deputy Director General, Strategy and Organisational Performance[1]

Appointed in 2025

Leisa has almost 30 years' experience across the Western Australian justice and broader public sectors. Her career spans frontline corrections and community services, psychology, legal practice, public sector oversight and strategic reform. Since joining the Department of Justice in 2015, Leisa has led significant projects and reform initiatives. Leisa is recognised for her practical understanding of service delivery, strong stakeholder relationships and commitment to improving outcomes through effective policy, governance and organisational performance.

Mark Burgess – Acting Deputy Director General, Corporate Services[1]

Appointed in 2025

Mark brings extensive senior executive experience across government and the not-for-profit sector and has a strong understanding of this Department, having previously worked with Justice in senior leadership roles. Mark is recognised for leading organisational reform, strengthening corporate capability, and driving initiatives that improve service delivery, performance, and accountability.

Trent Davies – Acting Executive Director Aboriginal Justice Transformation

Appointed to the Corporate Executive in November 2025

Trent has more than 15 years of experience in the WA Public Sector. Before joining the Department in 2019, he held roles with Education and the Public Sector Commission, leading initiatives in workforce diversity, Aboriginal employment, and public sector capability. A proud Noongar man, Trent has driven strategic programs and policy reform to improve outcomes for Aboriginal people and communities and is committed to advancing Aboriginal self-determination.

Rodolfo Montilva FCCA – Executive Director Finance and Procurement, and designated as Chief Financial Officer

Appointed to the Corporate Executive in November 2025

Rodolfo has more than 24 years of experience in finance and executive leadership across the public and private sectors. Prior to entering the Western Australian public sector, Rodolfo spent 11 years with PwC across Australia, Europe, the Caribbean and South America. A Fellow of the Association of Chartered Certified Accountants, he brings expertise in financial management, governance, business transformation and organisational performance, strengthening financial stewardship and service delivery across the Department.

[1] *Changes in 2025/26:*

- *Deputy Director General Corporate Services, Tony Clark – (July 2025)*
- *Deputy Director General Strategic Reform, Chad Stewart – (July – August 2025)*
- *Acting Deputy Director General Strategic Reform, Dr Shona Hyde – (August – October 2025)*
- *Acting Deputy Director General Strategy and Organisational Performance, Janine Kingston – (July – November 2025)*

Extended Executive

Independent Statutory Officers[2]

The Department supports the independent operations of these Statutory Officers in the exercise of their functions.

Alison Jackson – Registrar Births, Deaths and Marriages

Births, Deaths and Marriages Registration Act 1998

Alison was appointed Registrar in 2021 after acting in the role since 2020. With more than 20 years' experience at the Department of Justice, she previously served as Registrar of the Fines Enforcement Registry and Deputy Sheriff of Western Australia. Alison has led service improvement and business modernisation initiatives, championing reforms that promote inclusivity and equitable access to services, particularly for vulnerable and regional communities.

Brian Roche – Public Trustee

Public Trustee Act 1941

Brian has extensive senior management experience in both the private and public sectors with a focus on governance, fiduciary responsibility, investment management, and public policy. He is a Churchill Fellow and has served as a Non-Executive Director and Chair on State and national boards where he has contributed to government, financial services, legal, health, education, aged care, and disability sectors.

Pauline Bagdonavicius PSM – Public Advocate

Guardianship and Administration Act 1990

Pauline was initially appointed as the Public Advocate in 2008 and subsequently reappointed. She has more than 25 years as a senior executive in government. Her extensive experience in working with vulnerable people has included both service delivery and program development for child protection and family support, as well as for adults experiencing homelessness and alcohol and drug dependency.

Dr John Byrne AM – Commissioner for Equal Opportunity

Equal Opportunity Act 1984

The Commissioner is independent in the performance of statutory functions under the *Equal Opportunity Act 1984*. John commenced in the role in 2016; he has PhD and Master of Business Administration degrees from the University of Western Australia and in 2020 was appointed a Member of the Order of Australia.

[2] *Roles were on the Corporate Executive Committee from July to November 2025.*

Independent Non-Statutory[2]

The Department supports the independent operation of the Parliamentary Counsel's Office in its work to support Parliament and Government with legislative drafting and publication services.

Andrew Jones[3] – Parliamentary Counsel

Andrew took up the position of Parliamentary Counsel in March 2026. He brings more than 20 years of legislative drafting and leadership experience across multiple jurisdictions, including the Northern Territory, Victoria and the United Kingdom. Andrew is keen to improve stewardship of the WA statute book and embrace the opportunities that technology brings to both drafting and access to law.

Reporting to the Director General

Kati Kraszlan – Commissioner for Victims of Crime

Appointed in 2020. Kati has extensive private sector experience and many years with the Department. She contributed to the introduction of the Drug Court and Joondalup Family Violence Court, delivered the award-winning West Kimberley Regional Prison, supported new family violence laws, implemented the National Redress Scheme in WA, helped establish a funeral fund for homicide victims, and helped introduce landmark intimate images abuse laws.

Dr Shona Hyde – Executive Director Western Australian Office of Crime Statistics and Research

Appointed in 2019. Dr Shona Hyde has been with the Department for 20 years, contributing across research, evaluation, and policy development. She holds a PhD from the Australian National University and First Class Honours from Curtin University. Prior to joining the Department, Shona worked in the Office of Crime Prevention within the Department of the Premier and Cabinet and was a Research Associate at the United Nations University in Tokyo.

Dominic Fernandes[4] – Executive Director Legislative Services

Appointed in 2020, Dominic brings more than 25 years' legal experience having worked extensively as a solicitor and general counsel in the private sector. Dominic joined the Department in 2015 and currently leads the Legislative Services directorate. He served as Executive Officer of the Law Reform Commission of WA from 2015 until 2022 and before that, developed legislation for the Department of Fire and Emergency Services.

[2] *Roles were on the Corporate Executive Committee from July to November 2025.*

[3] *Changes to Parliamentary Counsel 2025/26, Geoff Lawn – (July – November 2025), and Roger Jacobs – (November – March 2026)*

[4] *Changes in 2025/26 year, role reported to the Director General from September 2025.*

Organisational Structure

As at 30 June 2026

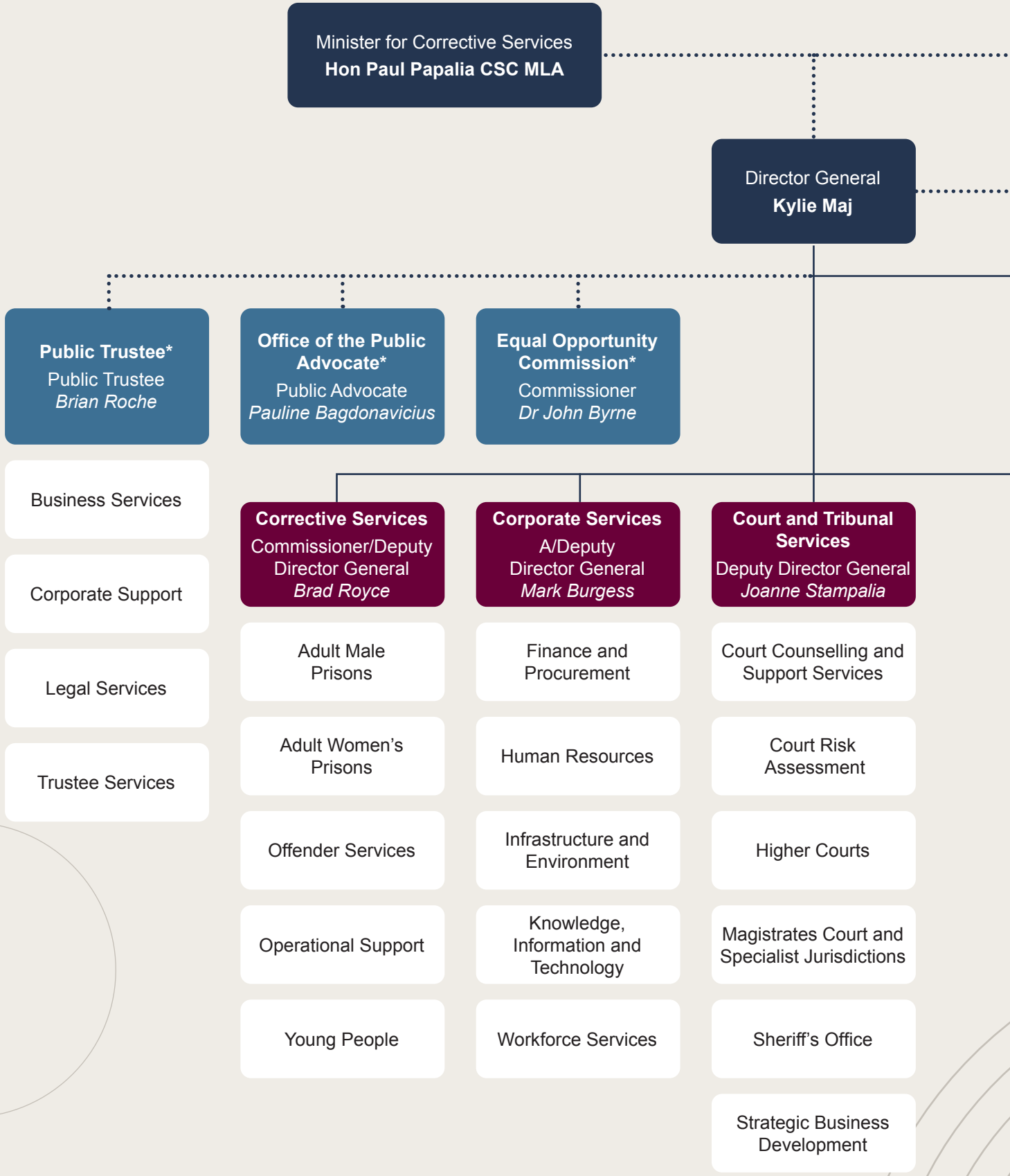

**Statutory Appointment administered by the Department of Justice*

Attorney General
Hon Dr Tony Buti
BPE DipEd MIR LLB DPhil MLA

Commissioner for Victims of Crime
Commissioner
Kati Kraszlan

Legislative Services
Executive Director
Dominic Fernandes

WA Office of Crime Statistics and Research
Executive Director
Dr Shona Hyde

Parliamentary Counsel's Office
Parliamentary Counsel
Andrew Jones

People Culture and Standards
Deputy Director General
Alexandra Filipe

- Management, Engagement and Intervention
- Performance Assurance and Risk
- Professional Standards

Registry of Births, Deaths and Marriages*
Registrar
Alison Jackson

Strategy and Organisational Performance
A/Deputy Director General
Leisa van der Zanden

- Business Services
- Executive and Ministerial Services
- Intergovernmental Relations
- Strategic Communications

Strategic Reform
A/Deputy Director General
Janine Kingston

- Aboriginal Justice Transformation
- Grants Administration
- Justice Reform
- Legal Assistance
- Strategic Policy and Projects
- Strategy, Planning and Performance

Regional Locations

The Department supports regional communities to be safe and inclusive, through access to an extensive network of operational facilities and services across the State.

- Head Office Buildings
- Courthouses
- Prisons
- Work Camps
- Youth Detention Centres
- Youth Justice Services
- Adult Community Corrections

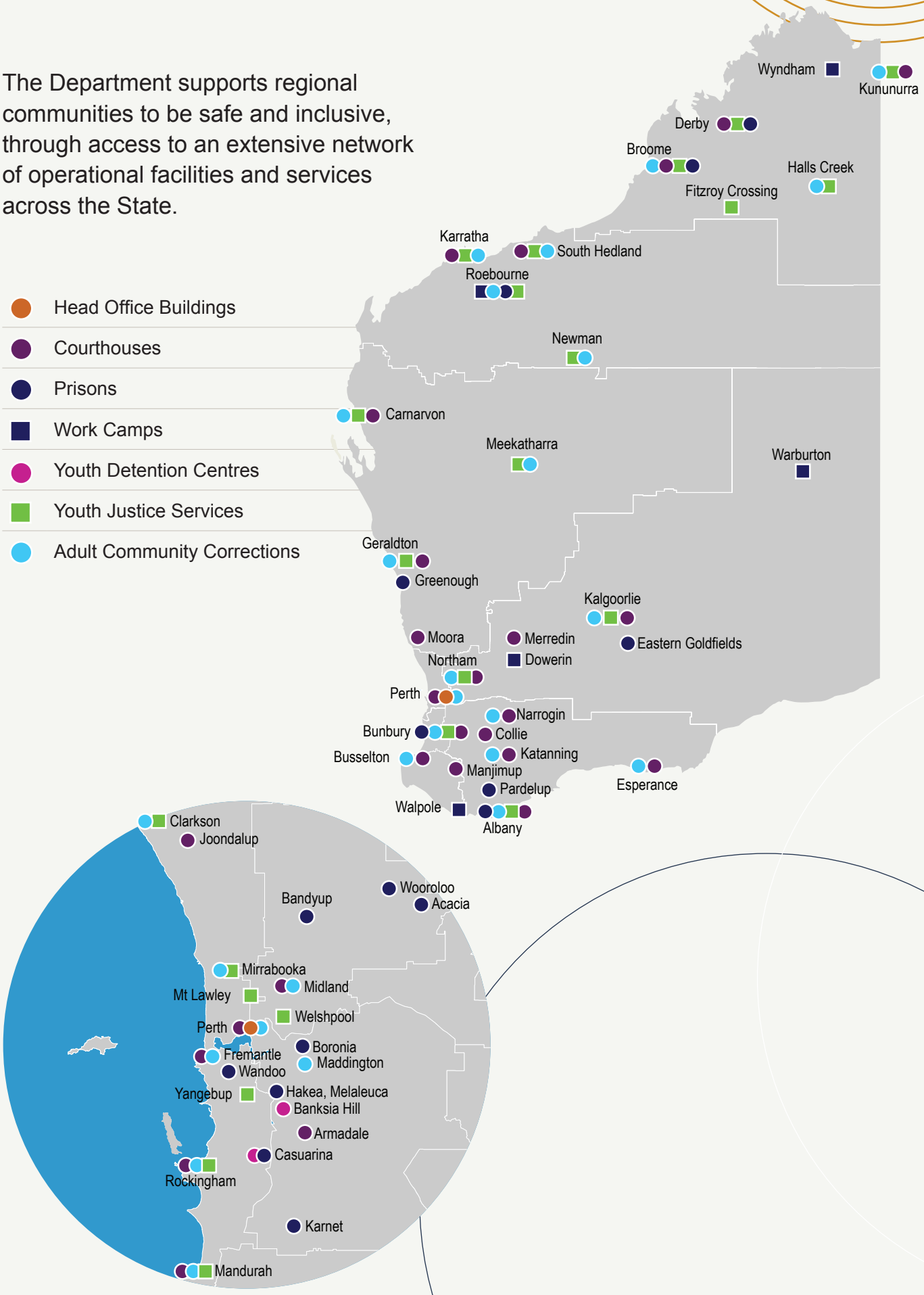

Performance

Agency Capability Review

This year the Department participated in the Public Sector Commission's independent and comprehensive Agency Capability Review.

The review provided an independent assessment of the Department's strengths, challenges and future capability needs. It provided an ideal time for reflection and a key opportunity to listen to key stakeholders about what would be most helpful in our strategic plans to support the justice system.

It highlighted the Department's key strengths including the improvements made to youth justice and the strong relationships built over time with stakeholders.

It provided insight into areas where future focus would create the biggest benefit. A multi-year journey commenced this year to mature key practices. The review identified three key priorities for improvement:

Strategy and governance

- Refresh the Strategic Plan to unify the Department around its next long-term goals.
- Refresh organisational decision-making and governance to align with the strategy and strengthen leadership practices.

Achievements:

- Embedded the new Strategy and Organisational Performance Division to improve interagency, ministerial, executive and strategic planning practices.
- Worked towards a refreshed Department-wide Strategic Plan including critical analysis and engagement with leaders and staff.
- Delivered a Governance Improvement Program including a refresh of Corporate Executive and Strategic Management Committees.
- Improved our responses to external reviews including the Corrective Services Recommendations Taskforce, which closed more than 145 recommendations across 2025/26.

Justice system stewardship

- Enhanced interagency stewardship in pursuit of justice reform.
- Enhanced data-modelling capabilities to evaluate policy and programs that can achieve the biggest benefits.

Achievements:

- Embedded a Justice Reform team and new interagency practices with dedicated streams of work to improve the management of projects in the justice pipeline.
- Commenced reviews of key data models to provide robust insight into the cause and impact of justice reform decisions across the sector.
- Continued an array of justice reform programs including the commencement of On Track to Thrive to support early intervention.

Workforce planning and management

- Refocus on injury management and preventative practices to reduce harm.
- Build longer-term thinking through strategic workforce planning.

Achievements:

- A comprehensive program of work to reform injury management practices in key cohorts, and commencement of a full reassessment of the work, health and safety operating model.
- Dedicated recruitment campaigns for Corrective Service staff, delivery of the Corrective Services Regional Incentives Program including an expansion of the Government Regional Officer Housing Program.

A gum tree in the Wheatbelt region near Dowerin, one of the many regional communities served across Western Australia.

Strengthening Organisational Capability and Accountability

During 2025/26, the Department continued work to strengthen organisational capability, governance and accountability.

Informed by the Agency Capability Review, the Department progressed actions to improve alignment between strategic priorities, operational delivery and organisational performance. This included reviewing organisational arrangements, bolstering governance mechanisms and supporting more coordinated planning and decision-making across the agency.

The Department also progressed the enhancement of performance monitoring, strategic planning and workforce capability to support delivery of services and reform initiatives. These activities were undertaken alongside broader work to improve organisational effectiveness and ensure the Department remains responsive to changing operational and policy environments.

This work contributed to a stronger foundation for service delivery, continuous improvement and achievement of the Department's strategic objectives.

Strategic Plan

The Department undertook significant work during 2025/26 to develop a new Strategic Plan that will guide its future direction and strengthen its contribution to safer, fairer and more inclusive communities.

As a collective, the Department's Extended Executive reflected on insights from the Public Sector Commission's Agency Capability Review, reviewed information on current performance and emerging trends, and considered feedback from key stakeholders. This included views from the Aboriginal Justice Advisory Committee, Victims Reference Group, staff consultation processes and existing strategies across the Department.

Among the key inputs were *Our Way Forward: Supporting Aboriginal Families Experiencing Family Violence*, the Department's Reconciliation Action Plan and the Corrective Services Strategy 2025-2030.

The Strategic Plan will provide a clear and practical roadmap for the Department. It will help align services, reform activity, investment decisions and partnerships around a shared vision and a defined set of long-term outcomes for Western Australians.

It will also support greater transparency by creating a clearer link between the Department's work and the outcomes it aims to achieve for the community.

As one of the State's largest and most diverse agencies, the Department plays a unique role across the justice system. It supports Government through law and policy reform, provides services to the courts and community, and works directly with people in custody and under supervision. A clearer strategy will strengthen understanding of how these functions work together and support stronger partnerships across the justice sector.

Engagement with senior leaders and staff concluded late in the year, with feedback now being considered and incorporated into the final document prior to release in 2026/27.

"A clear strategy helps ensure that every part of the Department is working towards better outcomes for the community."

Strategic Reform in Focus

During the year, the Department strengthened its approach to strategic planning, governance, organisational capability and justice system reform. This work focused on improving how the Department plans for future demand, supports reform and helps Government make informed decisions about complex justice issues.

Key initiatives included development of the new Strategic Framework, implementation of Agency Capability Review commitments, strengthening governance arrangements, progressing whole-of-system planning through the Justice Planning and Reform Committee, and expanding analytical and forecasting capability through the Western Australian Office of Crime Statistics and Research.

Together, these initiatives have strengthened the Department's ability to identify emerging challenges, evaluate reform opportunities and plan for future needs. They support more coordinated decision-making across government and help ensure resources are directed towards initiatives that improve outcomes for the community.

The Department continued to work closely with government agencies, Aboriginal stakeholders, community organisations and service providers to support reform initiatives and improve understanding of the factors influencing demand across the justice system. Strong partnerships remain essential to achieving meaningful and sustainable change.

This work supports the Department's leadership role across the justice system and contributes to safer communities, better services and more effective long-term reform for Western Australians.

Kalgoorlie Courthouse on Hannan Street, Kalgoorlie.

Key Performance Indicators Summary

The Department continued to operate in a challenging environment, responding to rising and increasingly complex service demands through enhanced recruitment efforts and longer-term planning to improve accessibility, while working towards the key performance indicator targets set in the 2025/26 Budget Papers.

- The Parliamentary Counsel's Office (PCO) continued to support the State Government's legislative agenda, achieving 100 per cent of the Government's timeframes for legislation it drafted. PCO also met its commitment to providing free and timely access to legislation by publishing 99 per cent of new and amending legislation titles within two days, exceeding the target of 98 per cent.
- The percentage of guardians of last resort allocated in one day by the Office of the Public Advocate for vulnerable adults with decision-making disabilities was 91 per cent, slightly below the target of 95 per cent.
- The Public Trustee administered 4.1 per cent of deceased estates in Western Australia, slightly above the target of 4 per cent and above the previous year's result of 3.6 per cent due to an increase in the number of deceased estate files. The Public Trustee's result of 59 per cent for provision of services at a subsidised cost to clients during 2025/26 was slightly below the target and last year's result of 60 per cent.
- At the Registry of Births, Deaths and Marriages (RBDM), 80 per cent of certified certificates were issued within two days in 2025/26, despite efforts to reduce a historical backlog of work. This was below the target of 90 per cent, however, it was an improvement on the 2024/25 result of 73 per cent. In contrast, the RBDM met the target of 97 per cent for accuracy of its source information.
- The Equal Opportunity Commission finalised 93 per cent of complaints alleging unlawful discrimination, harassment or victimisation within 12 months of receipt. This was slightly below the target of 95 per cent and the previous year's result of 96 per cent.
- In the Supreme Court civil jurisdiction, the median time to finalise non-trial matters was 20 weeks, one week above the target of 19 weeks, which is consistent with the previous year's result. In the criminal jurisdiction, the median time to trial was 67 weeks, 28 weeks above the 39 weeks target and nine weeks higher than the previous year's result of 58 weeks. This year's result was impacted by the complexity of cases, the availability of suitable criminal jury courtrooms, and the availability of counsel for trials.
- In the District Court criminal jurisdiction, the median time to trial for accused cases was 59 weeks, 27 weeks above the 32 weeks target, which is an improvement of five weeks from the previous year's result of 64 weeks. This was due to the length of trial listings, trial complexity requiring a greater number of pre-trial hearings, the availability of suitable criminal jury courtrooms and the availability of counsel for trials. Further, delays in filing the indictment and obtaining expert reports have contributed to the higher than target result.
- In the State Administrative Tribunal, the median time to finalise a matter was 15 weeks, meeting the target and improving by one week from the previous year's result of 16 weeks.
- In the Family Court of Western Australia, the median time to finalise non-trial matters was 45 weeks, 18 weeks above the target of 27 weeks, which is an improvement of three weeks from the previous year's result of 48 weeks. The median time to finalise non-trial matters measures the court's capacity to resolve applications for final orders by methods other than a formal trial. The result reflects the continued growth in both the volume and complexity of parenting, and parenting and financial final order applications lodged, together with an increase in the volume of orders sought on finalised applications.

- In the Magistrates Court, the median time to trial for combined criminal and civil matters was 27 weeks, eight weeks above the 19 weeks target and two weeks higher than the previous year's result of 25 weeks. This is mainly due to a continued increase in the demand for criminal trials and a higher proportion of criminal trials listed for more serious offences.
- In the Coroner's Court, the median time to inquest was 89 weeks, 39 weeks below the target of 128 weeks and an improvement of 17 weeks from the previous year's result of 106 weeks. This result was driven by a lower proportion of complex inquests finalised during the year and a reduction in the number of pending inquests.
- The Fines Enforcement Registry achieved a result of 38 per cent of fines and costs satisfied within 12 months of referral, exceeding the target of 35 per cent. The proportion of infringements satisfied within 12 months decreased marginally, from 52 per cent last year to 50 per cent in 2025/26, and below the target of 57 per cent. This result was primarily driven by a significant reduction in Western Australia Police Force lodgments and finalisations following the transition of services to the Department of Transport and Major Infrastructure, as these matters represent a substantial proportion of all infringements. The result was additionally impacted by an increase in the average debt value of outstanding cases, which reduced clients' capacity to resolve infringements within the 12-month timeframe.
- Corrective Services met or came close to reaching a number of its targets, with some improvements on the previous year's results.
- During 2025/26, there were four minimum security escapes, one medium security escape and one maximum security escape involving adult prisoners in custody, exceeding the target of zero. All prisoners were returned to custody, and each escape was investigated by the Department to identify contributing factors and inform continuous improvement. The escapes comprised four incidents from a regional work camp, one during an external medical escort and one from court prior to reception. There were no escapes from youth detention.
- The rate of return of adult prisoners after completing an offender program prior to release (either to prison or community corrections) was 40 per cent, which was slightly above the target of 39 per cent. The rate of return to youth detention was 61.9 per cent, exceeding the target of 50 per cent. The small cohort of young people sentenced to youth detention had complex needs and life circumstances, which can increase the likelihood of returning to sentenced detention.
- A higher than target rate of successful completion of adult community corrections orders was achieved, at 67 per cent, which was above the target of 64 per cent. During 2025/26, the successful completion rate of youth community-based orders was 60.3 per cent, which was below the target of 68 per cent and lower than the previous year's result of 64.2 per cent.
- The average out of cell hours for adult prisoners was 8.83 hours, below the target of 12.00 hours. An increase in the prisoner population, in addition to workforce constraints, has limited the time prisoners can spend outside of the cells in some adult facilities.
- The rate of serious assault against prisoners and staff of 0.96 per 100 prisoners was higher than the target of <0.48 per 100 prisoners. This was an improvement on the previous year's result of 1.13 per 100 prisoners, despite an increase in the prisoner population during 2025/26.

The complete details of key performance indicators are provided in the Key Performance Indicators section of this report.

Financial Summary

	Original Budget 2025/26 $000[1]	Estimated Actual 2025/26 $000[1]	Actual 2025/26 $000	Actual Versus Estimated Actual $000	Comment
Total cost of services (expense limit)	2,329,885	2,529,577	2,575,432	45,855	The cost of services exceeded the Estimated Actual by 1.8%, driven by higher demand for justice services, including a 6% increase in the average daily prisoner population and increased court activity. This led to higher staffing costs and increased expenditure on goods and services, including Court Security and Custodial Services, building repairs and maintenance, food supplies and consumables, nursing services, and legal costs.
Net cost of services	2,033,698	2,231,912	2,269,066	37,154	Net cost of services was 1.7% higher than the estimated Actual mainly due expenditure changes outlined in the comment above.
Total equity	3,348,524	3,815,554	3,954,649	139,095	Total equity was 3.5% above the Estimated Actual, mainly due to higher land and building valuations.
Cash assets	3,264	13,609	43,737	30,128	

[1] *Original Budget and Estimated Actuals are the financial targets set in the budget statements.*

Cost of Services	Original Budget 2025/26 $000[1]	Estimated Actual 2025/26 $000[1]	Actual 2025/26 $000
Court and Tribunal Services	513,499	595,662	621,458
Advocacy, Guardianship and Administration Services	20,882	21,176	20,712
Trustee Services	35,451	35,780	36,655
Births, Deaths and Marriages	12,548	11,398	10,710
Services to Government	58,543	88,429	60,492
Legal Assistance	202,348	209,863	209,413
Equal Opportunity Commission Services	4,320	4,152	3,493
Adult Corrective Services	1,293,536	1,375,270	1,407,847
Youth Justice Services	188,758	187,847	204,652
Total cost of services	**2,329,885**	**2,529,577**	**2,575,432**

[1] *Original Budget and Estimated Actuals are the financial targets set in the budget statements.*

Services

Services to State Government

In this section:

Outcomes

Policy and Programs

- Justice Forums
- Aboriginal Peoples
- Victims
- Children and Youth
- Disability and Inclusion
- Research and Statistics

Legislation and Law Reform

- Justice Legislation
- Parliamentary Counsel
- Legal Assistance

The Department supports the State Government to develop and implement laws and policy that respond to the evolving expectations of society, contributing to a safer, more just, and inclusive community.

Outcomes

Teams from across the Department have been working towards:

- Reducing the over-representation of Aboriginal people in the justice system.
- Improving victim experiences and reducing family and domestic violence.
- Contributing to a reduction in youth crime.
- Safely diverting people from the justice system and preventing their return.
- Helping to create more inclusive communities.
- Practical law reform.

Taken Away Cultural Symposium Builds Understanding Through Cultural Learning

The Department delivered the *'Taken Away Cultural Symposium'* as a central component of its cultural learning program, engaging approximately 340 staff through online and face-to-face sessions between its launch in 2024 and completion in May 2026. The Symposium built staff understanding of the Stolen Generations and the ongoing impacts of past government policies that forcibly removed Aboriginal children from their families and communities.

In 2025/26, the Department adapted its delivery to better support staff engagement with the confronting content. It introduced flexible formats including shorter 'lunch and learn' sessions, enabling more staff to participate in a culturally safe and supportive way while maintaining the depth and integrity of the program.

The Symposium was also delivered face to face in Karratha, strengthening access for regional staff and enabling direct engagement with the content and facilitators. Participants strongly valued this approach, highlighting the importance of inclusive and accessible delivery.

The Department used the Symposium to strengthen cultural understanding and build staff capability to apply this knowledge in their roles. It improved engagement with Aboriginal stakeholders and reinforced truth-telling as a foundation for reconciliation, creating a more culturally informed and responsive workforce.

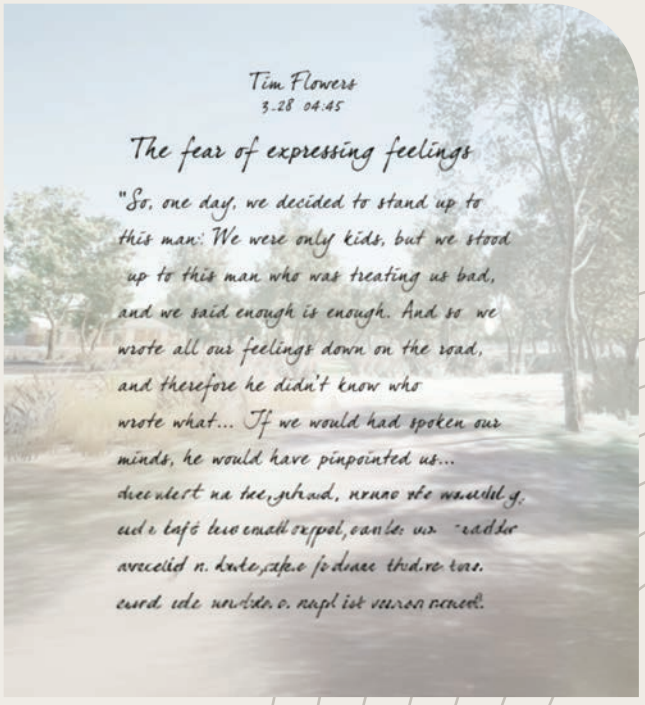

Participant in the Taken Away Cultural Symposium sharing personal stories and impacts of the Stolen Generations.

Voices of Justice Reform

The Department maintains and participates in an extensive network of community, interagency and Ministerial engagements, enabling it to listen, collaborate and drive the most effective justice reforms for the community.

Aboriginal Justice Advisory Committee

The Aboriginal Justice Advisory Committee (AJAC) provided independent cultural advice and guidance to the Department on matters affecting Aboriginal communities. AJAC helps ensure the justice system is fair, culturally informed and responsive to the lived experience of Aboriginal people.

Established in 2021, AJAC comprises Aboriginal representatives connected to metropolitan, regional, and remote areas across WA. Newly appointed members Dylan McCarthy, Raylene Button, Jamie Strickland, and Makalla Skonis were joined by re-appointed members including Jean O'Reeri, Henry Lockyer, Daisy Ward, Elizabeth Ellis, Justin Kickett, Amanda King, George Hayden, and Joslyn Eades-Tass.

AJAC plays a key role in strengthening relationships between the justice system and Aboriginal communities. AJAC also supports the Department in progressing justice targets under the National Agreement on Closing the Gap.

Members of AJAC (Left to Right) Justin Kickett, Henry Lockyer, Raylene Button, George Hayden, Jean O'Reeri, Dylan McCarthy and Joslyn Eades-Tass.

Strengthening Partnerships with Aboriginal Community Controlled Organisations

Partnerships with Aboriginal Community Controlled Organisations (ACCOs) remained an important component of the Department's approach to Aboriginal justice reform and service delivery.

The Department worked with ACCOs across a range of initiatives to support culturally informed services, strengthen community engagement and inform policy and reform activity. These partnerships contributed to the development and delivery of initiatives aimed at improving outcomes for Aboriginal people, families and communities.

Through activities supporting the strategy Our Way Forward: Supporting Aboriginal Families Experiencing Family Violence, engagement with the Aboriginal Justice Advisory Committee and broader reform initiatives, the Department continued to seek Aboriginal perspectives in the design and implementation of policies, programs and services.

This work reflects the Department's commitment to working in partnership with Aboriginal people and communities, supporting self-determination and contributing to more culturally-responsive approaches across the justice system.

Justice Planning and Reform Committee

Re-established in early 2025, the Justice Planning and Reform Committee (JPRC) is chaired by the Director General to drive inter-agency justice reforms. Membership includes Director General-level representation from the Departments of Communities, Treasury and Finance, and Premier and Cabinet, as well as Western Australia Police Force and Office of the Director of Public Prosecutions.

JPRC has cabinet-level endorsement to guide and co-ordinate the development of measures to address prison population growth, including downstream and upstream reforms across the criminal justice sector.

These include:

- Identifying and progressing new justice reform initiatives.
- Enhancing or modifying existing justice reform programs.
- Identifying opportunities to reduce children and young people's contact with the criminal justice system.

Victims Reference Groups

The Department is privileged to participate and bring together cohorts of victim advocates dedicated to creating solutions which have tangible benefits to the lives of victims. Chaired by the WA Commissioner for Victims of Crime, the National Victims of Crime Working Group met twice to share information across Australia.

The Attorney General's Victims of Crime Reference Group met four times in 2025/26. This is the State's highest advocacy group for victims of crime and the largest and most diverse mix of people, cultural backgrounds and victim experiences so far assembled. The Group provides strategic advice and recommendations to the Attorney General to inform the development of policy, programs and services for victims of crime in WA and is co-chaired by the Commissioner for Victims of Crime.

The Department respectfully acknowledges the participation and voices of all victims who have had the courage to share their stories. This contributes to a better understanding of the complexities faced by victims and supports the development of solutions which help to heal and improve safety.

Outcomes for Aboriginal people

Guided by the Department's Innovate Reconciliation Action Plan, a comprehensive program of reform, improvement and service contributes to the long-term steps needed to close the gap experienced by Aboriginal people in the justice system.

Innovate Reconciliation Action Plan

This year the Department progressed the first year of actions towards the Innovate Reconciliation Action Plan 2025-2027. Cultural safety and truth-telling were identified as key priorities, with dedicated initiatives to strengthen staff capability, embed culturally responsive ways of working, and deepen understanding of Aboriginal histories and experiences.

Our Way Forward – Aboriginal Families Experiencing Family Violence

Our Way Forward: Supporting Aboriginal Families Experiencing Family Violence was successfully launched March 2026 and represents a key component of the Department's commitment to reducing family violence. It aligns with both national and State frameworks aimed at improving understanding of Aboriginal family violence, strengthening prevention efforts, and enhancing responses to the needs of individuals who experience or use violence.

Aboriginal Cultural Capability Training for Staff

On National Closing the Gap Day, March 2025, the Department launched an inaugural Aboriginal Cultural Capability Training Strategy (ACCTS) along with the first stage of implementation: a mandatory comprehensive online foundation training program for all staff.

The ACCTS outlines a dynamic and comprehensive curriculum designed to provide a series of competency-based training solutions that will significantly enhance the professional skills of staff and deepen a commitment to fostering meaningful interactions with Aboriginal people and communities.

The first phase of training was the Aboriginal Cultural Capability Online Foundation Program. The second phase, currently in development, will provide Aboriginal Family Violence First Responder Training for frontline Department staff who work with Aboriginal community members. This training aims to strengthen culturally informed practice and improve service responses based upon the Department's Aboriginal family violence strategy, Our Way Forward.

By the end of March 2026, 78 per cent of Department staff completed Aboriginal cultural training, reflecting strong uptake across the organisation.

"Cultural safety and truth telling were identified as key priorities."

78%

of Department staff completed Aboriginal cultural training

Elder Spirits Circling Landscape – Artwork by a Whadjuk Noongar artist in the care of the Department of Justice.





Walking on Country – Artwork by a Yamatji/Yinggarda artist in the care of the Department of Justice.

NAIDOC Week

The Department commissioned artwork from a Whadjuk Noongar artist, in the care of Albany Regional Prison, and a Yamatji/Yinggarda artist in the care of Greenough Regional Prison. The artworks were displayed during NAIDOC Week in July 2025 to adorn the David Malcolm Justice Centre and the renamed Kuraree Kaatdijin Mia (formerly the Annexe Building, 585 Hay Street), with the original paintings on display at COMO The Treasury Hotel.

The Department celebrated NAIDOC Week by delivering a coordinated program of events across corporate and operational settings, celebrating the history, culture and achievements of Aboriginal and Torres Strait Islander peoples. Activities included formal opening events, panel discussions, cultural workshops, yarning circles and community celebrations.

A key highlight was the joint agency NAIDOC event at the State Library, where agencies came together under the theme, 'The Next Generation: Strength, Vision and Legacy'. First Nations speakers shared powerful stories that reinforced the importance of learning from Elders and supporting emerging leaders. Beyond NAIDOC Week, the Department sustained momentum year-round through 'lunch and learn' initiatives, enabling staff to build cultural awareness, share knowledge and engage in meaningful conversations.

Two artworks by artists in the care of the Department displayed for NAIDOC Week 2025, reflecting the theme The Next Generation: Strength, Vision and Legacy

Scan the QR code to learn more about the artwork and hear from the Whadjuk Noongar artist in his own words.

Aboriginal Mediation Service

The Aboriginal Mediation Service (AMS) received 68 referrals, consistent with the previous financial year, maintaining a strong presence and support for justice interactions in metropolitan and regional areas.

These referrals predominantly involved family dispute matters. Of the 68 referrals:

- 41 matters were resolved, either through case management or mediation.
- 10 remain active and continue to be managed.
- 17 were closed due to external barriers, including parties withdrawing participation, legal constraints, unsuitable subject matter, or inability to contact relevant parties.

During the reporting period, AMS handled 314 calls, comprising both incoming and outgoing engagement with clients and prospective clients.

The Service referred 19 matters to the Perth Mediation Clinic for Family Dispute Resolution Practitioner services. This represents a significant increase from nine referrals the year before.

AMS maintained a strong presence in regional communities, attending Aboriginal Justice Open Days across Karratha, Roebourne, Kununurra, Wyndham, Halls Creek, Broome and the Dampier Peninsula. Many of these communities face complex social and justice challenges, including family and domestic violence, community unrest, theft and intergenerational conflict. Through direct engagement with community members, Elders and local service providers, AMS increased awareness of culturally-responsive mediation services and strengthened pathways to support for individuals, families and communities seeking to address conflict.

Together with the continued engagement with government agencies, corporate stakeholders, community members and Elders, AMS enhanced referral networks and improved access to mediation services. These efforts enabled more people to access timely support to resolve disputes, restore relationships and build stronger, safer and more connected communities.

AMS also commenced implementation of its 12-month business plan, focused on strengthening community connections, bolstering stakeholder partnerships and building confidence in the service. This work is supporting greater accessibility, recognition and trust in mediation as an effective approach to resolving conflict and improving community wellbeing across Western Australia.

41
matters resolved through management or mediation

314
incoming and outgoing calls with clients

19
referrals to Perth Mediation Clinic (up from 9 in 2024/25)

Aboriginal Justice Open Days

Aboriginal Justice Open Days were delivered in priority locations through a culturally safe and collaborative service model involving partner agencies and informed by community-identified needs.

This approach enables Aboriginal people to access a broad range of services in one place, including assistance with birth certificate applications and birth registration letters, establishing time-to-pay arrangements for outstanding fines, referrals to Work and Development Permit sponsors, driver's licence applications, theory and practical driving tests, driver training and education, Centrelink services, and access to community development programs.

The Aboriginal Justice Unit (AJU) focused on increasing its presence to improve outcomes for vulnerable and at-risk clients. Open Days were targeted at key non-government organisations, including St Patrick's Community Support Centre (Fremantle), Ruah Community Services, Tranby Engagement (Northbridge), and Passages Youth Engagement Hub (Northbridge and Mandurah). As outlined in the table below, Aboriginal Justice Transformation coordinated 112 Open Days, with 3,407 participants attending from metropolitan, regional, and remote Aboriginal communities, resulting in more than 16,606 individual service outcomes. The Open Days help people access services that can remove barriers to employment, identification, licensing and community participation.

Aboriginal Justice Key Service Delivery Achievements	2025/26	2024/25
Number of Open Days	112	123
People attending Open Days	3,407	3,848
Conversion of fines – Time to Pay arrangements, Stay of Execution and Orders to Attend	$3,630,623	$3,218,510
Fines paid – actual amount	$190,405	$142,915
Cases entering Time to Pay arrangements	1,956 (395 people)	1,776 (395 people)
Cases Stay of Warrant executions	918 (90 people)	1,163 (100 people)
Licence suspensions lifted	816	724
Birth certificate applications	955	992
Birth certificate applications interstate	52	90
Births registered (pre and post 1980)	71	160
Practical driving assessments passed	111	139
Theory driving tests conducted	251	319
Driving logbooks issued/re-issued	196	200
WA Photo Card Application	501	638
Centrelink – applications for Medicare	634	515
Centrelink – concession cards issued	665	734
Centrelink – Tax File Number applications	17	52
Curtin Tax Clinic – Tax returns prepared	294	202
Curtin Tax Clinic – Tax File Number applications	2	0
Curtin Tax Clinic – Superannuation	23	32

Aboriginal Visitors Scheme

Aboriginal Visitors Scheme (AVS) Officers provide support and counselling to Aboriginal men, women and young people in prisons and youth detention centres, playing a critical role in reducing the risk of self-harm and suicide in custody.

AVS Officers bring local cultural knowledge, community relationships and lived experience to their roles, building trust with Aboriginal people in custody and strengthening links between custodial environments and their communities. AVS deepened partnerships with Aboriginal Community Controlled Organisations (ACCOs), including Marr Mooditj Training. Through these partnerships, six officers obtained a Certificate IV in Mental Health, with the remaining officers proposed to undertake the training in the next financial year.

6

officers obtained a Certificate IV in Mental Health

Kimberley Juvenile Justice Strategy

The Kimberley Juvenile Justice Strategy (KJJS) supports a range of community-led place-based initiatives across the Kimberley to engage Aboriginal young people in culturally safe activities to steer them away from the criminal justice system.

The initiatives are unique, meeting the specific needs of the local community and aimed to address underlying issues in the region, such as youth offending, boredom, community safety, social and emotional well-being and connectedness to community and Culture.

The KJJS seeks to:

- Reduce youth offending in the Kimberley.
- Improve the wellbeing of Aboriginal youth in the Kimberley.
- Improve community safety.
- Invest in long-term community solutions to address youth recidivism.
- Provide a direct influence on Closing the Gap Targets 7, 8, 11, 16 and Priority Reforms 1, 2, 3 and 4.

The KJJS is a key component of the State Government's response to the National Agreement on Closing the Gap and strongly advocates for Aboriginal-led solutions by way of authentic partnership, directly influencing all priority reform areas and justice-intersecting targets.

Learning on Dawang – Improved youth support and reduced offending in Kununurra

During Term 1 2026, the first cohort commenced the learning on Dawang (Learning on Country) program, delivered by Kununurra Waringarri Aboriginal Corporation and funded by the Department under the Kimberley Juvenile Justice Strategy. Learning on Dawang is an innovative, co-designed alternative education initiative supporting young people aged 8–12 who are disengaged from mainstream schooling and are at risk of contact with the justice system.

The program provides a culturally responsive, individualised learning model combining literacy and numeracy, on-Country learning guided by Elders, life skills, and supported transitions to mainstream education. Staff deliver wraparound support in partnership with families and community, strengthening engagement and relationships.

Early outcomes indicate significant improvements in attendance, engagement and academic progress. Young people have responded enthusiastically, with many maintaining connections after transitioning back to mainstream schooling. Notably, one participant with a history of very low attendance at mainstream schools achieved consistent participation throughout the program and demonstrated marked behavioural and learning improvements, with progress recognised by the local magistrate.

The program demonstrates the value of early intervention initiatives as well as flexible, culturally grounded approaches to re-engage young people and support holistic personal growth.

> "Young people have responded enthusiastically, with many maintaining connections after transitioning back to mainstream schooling."

Learning on Dawang students engaged in learning in their classroom

Improving Outcomes for Victims

Led by the Commissioner for Victims of Crime, new policy and programs to improve victims' experiences and prevent family and domestic violence were piloted and delivered through community engagement.

Restorative Justice

The Restorative Justice Unit (RJU) works with people harmed by an offence and those responsible to facilitate restorative justice processes (reparative mediation) under the *Sentencing Act 1995* (WA). These processes are free and entirely voluntary.

The RJU can take referrals from a variety of sources, including the victim, the offender, the courts and legal practitioners.

While processes are victim-focused, the RJU takes a flexible approach to ensure processes are tailored to the individual needs of all participants.

Processes can occur via conference, where participants can take part in face-to-face, virtual or shuttle conversations, or they can involve the exchange of information via the RJU, which could include the sending of apology or explanation letters.

During 2025/26, policies and processes were strengthened to ensure suitable, safe and ethical restorative justice could be facilitated by the unit. New online referral pathways were introduced, to improve referrals directly from victims, offenders and support services. In 2025/26, 99 referrals were received and 41 mediations were undertaken.

Sexual Violence Prevention and Response Strategy

Within the Department, the Office of the Commissioner for Victims of Crime (OCVoC), partnered with both the Departments of Communities and Health to develop Western Australia's first **Sexual Violence Prevention and Response Strategy**. Released in December 2025 following extensive consultation, the strategy aims to improve outcomes for victims of sexual violence, focusing on primary prevention, support for victims' recovery and holding perpetrators to account.

Scan the QR code for more information on the strategy.

Review of criminal justice responses to sexual offending

In December 2025, the Attorney General tabled the OCVoC report, Improving experiences for victim-survivors: Review of criminal justice responses to sexual offending in Western Australia. The report's 22 recommendations were informed by extensive consultation and complement the State Government Sexual Violence Prevention and Response Strategy. OCVoC is now leading implementation work alongside partner agencies.

Legislative responses to family violence

OCVoC undertook detailed policy work in support of the State Government's family violence law reform agenda including in relation to the *Restraining Orders Act 1997* (WA) and legislative responses to coercive control. OCVoC also progressed work on the statutory review of the *Family Violence Legislative Reform Act 2020* (WA).

Commonwealth working groups

The OCVoC represented WA on Standing Council of Attorneys-General working groups, including the Family, Domestic and Sexual Violence Steering Committee, the Working Group on Criminal Justice Responses to Sexual Assault, and the Family Violence Sub-Working Group on Forced Marriage. This work continues to present new ideas which help to inform State-based approaches.

Leave Safe, Stay Safe Program

The Leave Safe, Stay Safe (LSSS) prison exit program was a 2023 State Government election commitment to tackle family and domestic violence (FDV). The program was trialled in Bandyup Women's Prison and Greenough Regional Prison to give female prisoners their best chance of breaking the cycle of FDV on release.

Seventy-six women attended the LSSS group program in 2025/26, of which 62 were Aboriginal women and 74 mothers. An additional 124 women received intensive case management and related support, including housing assistance, legal services and reintegration support.

A 2025 evaluation of the program found LSSS appears to greatly increase participants' understanding of many factors that constitute FDV. Women shared their learning about concepts they did not know or recognise before completing the LSSS program. Examples included not understanding that certain behaviours displayed by intimate partners constituted coercive control or even having heard of that term, the range of behaviours encompassed by the concept of red flags and grooming and understanding what constitutes unacceptable behaviour in intimate relationships.

The women spoke of valuing their own self-worth and the importance of setting boundaries in relationships. Many women seemingly experienced profound insights into the impact of FDV on their and their children's lives.

LSSS and program providers Redgum Justice were acknowledged at the 2025 Law Society Annual Awards, receiving the WA Legal Innovation of the Year Award.

The Department is exploring options to expand the program to additional women's prisons.

Family and Domestic Violence Forensic Service Pilot

WA's FDV Forensic Service Pilot has been designed to provide high-quality evidence critical to securing convictions in FDV prosecutions and improve the State's FDV data collection and reporting capabilities.

The clinical component of the service provides specially trained doctors who undertake forensic examinations of individuals presenting with FDV-related injuries, the preparation of medico-legal reports to support prosecution, and the provision of expert opinion and legal testimony at trial.

The community service component involves the assessment and intake of service users, safety planning, case management, justice system advocacy and navigation and referrals to other support services.

The Western Australian Office of Crime Statistics and Research has recently completed a process evaluation of the pilot which will inform refinement of the service's parameters and process. The pilot will run until 30 June 2028 following an allocation of $4.5 million in the 2026/27 Budget process.

National Redress Scheme for Institutional Child Sexual Abuse

In January 2019, the State Government joined the National Redress Scheme for Institutional Child Sexual Abuse, established in response to recommendations of the Royal Commission into Institutional Responses to Child Sexual Abuse. The scheme provides an opportunity for those harmed to seek redress as an alternative to civil litigation.

The OCVoC coordinates counselling and psychological care payments to service providers, facilitates direct personal responses and manages the exchange of information between State and Australian Government agencies for WA victims of institutional child sexual abuse.

The OCVoC also contributes to the development and review of policies and legislation which ensures the effective and equitable operation of the scheme. In 2025/26:

- 1,314 applications for redress were received by OCVoC.
- 2,510 requests for information were sent to State Government Agencies.
- The State Government paid out $25,960,411 to 301 applicants.

1,314
applications for redress received

2,510
requests for information sent to State Government agencies

$25,960,411
paid out to 301 applicants

Early Intervention and Youth Diversion

Preventing vulnerable young people from entering and becoming entrenched in the WA criminal justice system is an urgent priority for the Department and State Government.

The Department acknowledges that stepping in early, when needs are first identified, is key to preventing downstream justice system contact. Recognising that multiple WA Government agencies share an interest in the safety, health, wellbeing and future potential of children and young people, the Department works collaboratively across Government to implement earlier intervention and prevention initiatives. The On Track to Thrive program demonstrates the Department's commitment to proactive investment in primary crime prevention strategies and piloting innovative ways of working across Government and in partnership with non-Government organisations.

Expanding youth bail support programs

Justice Reform drove the implementation and expansion of support programs aimed at reducing rates of re-offending for young people on bail.

Through a $2.1 million investment from the State Government, the Aboriginal Legal Service of WA's Youth Engagement Program (YEP) and Legal Aid WA's Youth Bail Service commenced in Geraldton in late 2025. An additional Youth Bail Service commenced in Armadale at the start of 2026, complementing YEP's existing metropolitan service.

These expansions build upon YEP's success in Perth and the Kimberley, where the program has helped reduce reoffending and improve youth wellbeing through mentoring, culturally safe case management, court support, and practical assistance to help young people integrate into community support networks.

Legal Aid WA's Youth Bail Service offers holistic, wraparound support for young people through assistance with transport, accommodation, education and training, appointment reminders, and referrals to health, welfare and justice-related programs which are expected to help the individual children while also fostering a safer community.

KJJS Funded Night Spaces

The Kimberley Juvenile Justice Strategy (KJJS) supports a range of community-led place-based initiatives across the Kimberley to engage Aboriginal young people in culturally safe activities to steer them away from the criminal justice system. Each initiative is designed to address the unique needs of the local community while supporting positive outcomes for young people and enhancing community safety. This includes preventing and reducing youth offending, enhancing the safety and wellbeing of young people, fostering stronger cultural and community connections, increasing engagement in education and creating positive opportunities that reduce boredom, social isolation and disengagement.

Currently funded in Broome, Fitzroy Crossing, Kununurra and Halls Creek, night spaces provide a safe, culturally responsive and supportive environment for young people. The services offer engaging activities, access to youth mentors, and food provision, helping to promote wellbeing and positive engagement. Night patrols complement these services by providing transport to ensure young people return to an appropriate safe location.

Night spaces operate when most youth services are closed and strive to address street-present young people, anti-social behaviour and youth offending. Each night space offers a next-day follow-up service to provide additional support to young people and their families.

A program evaluation undertaken in Broome demonstrated a reduction in property-related crime by 7 per cent and a 34 per cent reduction in burglary offences during the 2024/25 financial year. Similarly, a program evaluation in Fitzroy Crossing demonstrated a 55 per cent reduction in stolen motor vehicle offences in the 2024/25 financial year.

On Track to Thrive Pilot Program

A pilot program aimed at stepping in early where children may be at risk of later entering and becoming entrenched in the criminal justice system.

In March 2026, On Track to Thrive – a two-year, $7.8 million earlier intervention pilot program – commenced operation in Armadale and Geraldton. On Track to Thrive demonstrates the Department's commitment to leveraging data, insights and cross-portfolio knowledge to proactively identify upstream opportunities to address downstream justice system challenges.

On Track to Thrive was conceptualised by the Department in response to Western Australia Police Force data indicating a significant correlation between the age of a child or young person at the time of their first contact with police, and their later offending trajectories. This data identified that most young people who engage in 'prolific' offending as adolescents (50 or more alleged offences) first come to the attention of police before they are 10 years old.

For the first time in WA, On Track to Thrive provides a pathway for the youngest children (aged 5 to 9 years) exhibiting negative behaviours to be identified early and referred for coordinated, multi-agency service supports. This referral pathway is itself a critical outcome – mobilising a service response around children who may not otherwise receive one.

On Track to Thrive seeks to dismantle silos across service systems, fostering coordinated engagement between the Department, inter-agency partners and frontline service providers. Cross-portfolio collaboration is further strengthened through the engagement of Aboriginal Community Controlled Organisations (ACCOs) coordinating the interface with the children and families, enhancing culturally responsive service delivery.

A child and Adolescent Health Service Health Navigator conducts Hearing Screening on a young child.

On Track to Thrive network representatives (Left to Right) Expert Reference Group member, Ellie Moir; Karla Kuliny Transition Coach, Brendon Boundary; Department of Justice Executive Director Justice Reform, Emily Bickerton; GRAMS Chief Executive, Deborah Woods; Member for Darling Range, Hugh Jones MLA; Karla Kuliny Chief Executive, Glenda Kickett; Attorney General, Dr Tony Buti MLA; Department of Communities Principal Policy and Project Officer, Mike Bastow; and Department of Health Acting Director of Strategic Social Health Policy, Jaimee Wilkosz.

"For the first time in Western Australia, *On Track to Thrive* provides a pathway for the youngest children exhibiting negative behaviours to be identified early and referred for coordinated, multi-agency service supports."

A unique and defining component of the program is the establishment of an Expert Reference Group (ERG) comprising members with a range of knowledge, skills and experience spanning multiple domains. The ERG enables the individual, family, social and cultural context of each referred child to be considered holistically, incorporating diverse and relevant advice on how best to support the child to thrive. The On Track to Thrive governance and operating model acknowledges that improving outcomes for vulnerable children and families is a collective responsibility, and harnesses cross-Government support and local knowledge to accelerate positive outcomes.

On Track to Thrive brings together five key government agencies, two ACCOs, and a network of individual subject matter experts participating in site-specific ERGs. These partnerships enable a coordinated, multidisciplinary approach to early intervention, supported by shared visibility of opportunities to further strengthen supports for children and families through collaborative problem-solving and knowledge sharing. Underpinned by a collective commitment to preventing children from falling through service gaps, On Track to Thrive aligns Government priorities with service expertise and community-led knowledge to deliver child and family-centred, culturally responsive, accountable and outcomes-focused support for Program participants.

Image of children riding bikes by the water.

Inclusive Service Programs

During 2025/26, the Department progressed implementation of its response to the Royal Commission into Violence, Abuse, Neglect and Exploitation of People with Disability, strengthening its capacity to monitor and report on deliverables and demonstrate measurable progress against reform commitments. This work has supported more consistent contributions to State and Commonwealth reporting processes and improved oversight of implementation across the Department.

The Department has also advanced a more coordinated approach to disability reform by strengthening alignment with whole-of-government priorities, including responding to the National Disability Insurance Scheme (NDIS) reform, State Disability Strategy 2020–2030 and Australia's Disability Strategy 2021–2031.

Disability Access and Inclusion Compliance

The Department remains committed to ensuring equitable access to its services, facilities and information for people with disability. The Department is continuing to progress the actions identified as part of the Disability Access and Inclusion Plan 2024–2029 (DAIP 2024–2029), in compliance with the *Disability Services Act 1993 (WA).*

The DAIP 2024–2029 aligns with the national disability reform agenda and guides inclusive service delivery for people with disability, their families and carers. In the first year of implementation, the Department has commenced or planned actions under each of the seven DAIP outcome areas, with further initiatives to be explored throughout the five-year plan.

The Department continues to maintain Gold-level membership with the Australian Disability Network, providing access to expert guidance and contemporary sector approaches.

Western Australian Office of Crime Statistics and Research

Research, evaluation, statistical data, modelling and analytics help the Department understand trends across the justice system and make informed decisions about future priorities. During 2025/26, WACSAR continued to provide research, evaluation, forecasting and statistical reporting to support service improvement, reform and long-term planning across the justice sector.

Why this work matters

Good decisions depend on good evidence. Research, data and evaluation help the Department understand what is working, identify emerging risks and plan for future demand across the justice system.

WACSAR helps the Department to:

- understand why people enter the justice system
- identify what helps reduce reoffending
- improve services and programs
- evaluate reform initiatives
- support evidence-based decision making.

In 2025/26, the Western Australian Office of Crime Statistics and Research (WACSAR) continued to provide statistical data reporting, modelling, and analytics, along with a wide range of research and evaluation reports, to inform decision-making and support system-level reform across the WA criminal justice system.

Throughout the year, WACSAR worked to support the Department's whole-of-system leadership of the justice pipeline, through the provision of timely, accurate data to understand demand drivers and trends, system pressure points and reform opportunities. WACSAR achieved this by ensuring the right information was available, at the right level of quality and timeliness, to inform system modelling, analysis, integrated long-term planning, outcome-based measurement, and strategic decision-making.

Data Modelling and Analytics

The Department has strengthened its ability to forecast future demand and understand how changes in one part of the justice system can affect another. Better forecasting helps Government make informed decisions about infrastructure, services, workforce planning and reform initiatives before pressures emerge.

The Department's newly established Data Modelling and Analytics Team under WACSAR began work in early 2026 to develop and apply statistical, predictive and microsimulation approaches to support policy analysis, demand forecasting and reform impact assessment. In addition to the refresh of the Justice Pipeline Model (JPM), this team began developing specialist analytical projects that will be central to the Department's ability to understand system dynamics and test the likely impact of proposed reforms before implementation. The work of this new team is already helping to translate complex justice data into practical options for prioritising initiatives, managing demand and long-term infrastructure planning.

Updating and expanding the Justice Pipeline Model (JPM)

The Justice Pipeline Model helps the Department understand how people move through the justice system and how reforms may influence future demand.

In 2025/26, the newly established Data Modelling and Analytics Team began a dedicated work program to uplift the JPM so it can better support justice reform across the whole criminal justice system. The project will refresh the data and assumptions underpinning the model, improve its technical operation, and align its breadth to better reflect contemporary system pressures, reform priorities and the points at which policy or operational changes may have the greatest impact.

The updated model will help the Department understand how policy, legislative, operational or resource changes in one part of the system may affect demand, cost, service capacity and outcomes elsewhere. This will support reform by enabling decision-makers to compare options, test scenarios before implementation, identify likely flow-on effects, and target interventions to the points in the pipeline where they are most likely to reduce pressure and improve outcomes.

The underlying data contained within the JPM is being updated and refreshed, as are the modelled assumptions of how the justice system functions. Further works will include the strengthening of cross-agency data sharing, and scoping of uplift opportunities such as the inclusion of upstream factors increasing demand in the criminal justice system and the flow-on impacts for other agencies and services. Once completed, the updated model will provide a stronger evidence base for planning and reform. It will help Government understand the likely impacts of policy options, identify opportunities to reduce pressure across the system, and support investment in initiatives that achieve the greatest benefit for the community.

Business Intelligence and Reporting

Reliable performance information is essential for accountability and decision-making. Through WACSAR, the Department provides reporting and data products that help leaders understand performance, identify emerging issues and monitor progress towards organisational goals.

The growing recognition of statistical data as a strategic and operational asset has led to a significant increase in the demand for statistical data products. In response to the increasing demand for statistical data and the insights it can bring, WACSAR commenced a major transition to Microsoft Power BI as part of the Department's reporting modernisation activities. Power BI enables information to be presented through interactive dashboards, allowing users to explore data, identify trends and access insights more easily than traditional static reports, whilst also improving collaboration.

The transition to Power BI, which includes the redevelopment of reporting datasets to improve data consistency and scalability, is aimed at enhancing the Department's ability to provide timely, accurate and user-friendly information to decision-makers and community stakeholders. This work aligns with the Department's operational need for timely visibility of demand and pressure points, as well as its strategic need for reliable evidence to support planning, performance monitoring and reform.

"The growing recognition of statistical data as a strategic and operational asset has led to a significant increase in the demand for statistical data products."

Research and Evaluation

Research and evaluation help determine whether policies and programs are achieving their intended outcomes. This work supports continuous improvement by identifying what is working well, where improvements are needed and where future investment should be directed.

Throughout the year, WACSAR supported ethical, culturally secure and strategically aligned research activities across the justice system. This included oversight of external research projects, administration of WACSAR research grants, and work to ensure research priorities were aligned with Departmental objectives, Aboriginal data sovereignty principles and the needs of government decision-makers.

In 2025/26, WACSAR received 15 external research applications and provided routine monitoring and oversight of 65 ongoing research projects across the whole of WA, ranging from honours theses to doctorates. Throughout 2025/26, WACSAR continued to lead the Western Australian survey for Drug Use Monitoring in Australia in partnership with the Western Australia Police Force, Edith Cowan University, and PathWest.

By bringing together data, analytics, research and evaluation, WACSAR helps the Department respond to today's challenges while planning for the future. This supports a stronger evidence base for justice reform and better outcomes for the Western Australian community.

IN FOCUS

Australian Research Council: Centre of Excellence for Prisoner Reintegration

Through a WACSAR Criminal Justice Research Grant, the Department is partnering with researchers from the University of Western Australia in an Australian Research Council (ARC) funded national project to establish a Centre of Excellence for Prisoner Reintegration (CEPR). The CEPR will focus on improving the reintegration journey for prisoners through a strengths-based model that begins in custody and continues into the community. The research program will examine determinants of successful reintegration, correctional environments, community contexts, social licence, and national approaches to measuring, evaluating and translating success.

At the core of its research approach, CEPR will embed First Nations leadership, two-way law and lore, co-design, interdisciplinary research and lived experience perspectives.

This new partnership between Government and the academic sector will help drive innovation and evidence-informed reform by combining leading research expertise with operational insights to develop effective solutions, strengthen policy and practice, and improve justice and community outcomes.

IN FOCUS

WACSAR Criminal Justice Lecture Series

Research has the greatest value when it is shared and applied. The WACSAR Criminal Justice Lecture Series helps turn research findings into practical knowledge that can inform policy, service delivery and future reform.

During the year, WACSAR hosted four research lectures for staff, with presentations covering topics such as Aboriginal and Torres Strait Islander women and children living with disability and their experiences of family violence, reintegration needs of returning prisoners, literacy and numeracy education in custody, desistance from crime, and Aboriginal women's post-release pathways in WA.

The lecture series forms part of WACSAR's broader evidence loop: identifying research priorities, supporting or overseeing research, and sharing findings in a form that can inform operational practice, policy development and future reform.

4

research lectures hosted for staff

The Department continued to advance Government priorities for safe and inclusive communities through consultation and drafting of legislation and the provision of supports for legal assistance.

Justice Legislation

The Legislative Services Directorate develops, implements and reviews legislation, legal policy and reform initiatives. The team supports the justice policy and legislative agendas of the Attorney General and Corrective Services Minister which collectively span one of the largest legislative portfolios in the WA public sector.

Legislation enacted

The following pieces of legislation were developed and guided through both Houses of Parliament before being assented to by the WA Governor in 2025/26, reflecting the changing expectations of the community.

Evidence Act 2025 (WA)

The *Evidence Act 2025* (WA) (Evidence Act) received Royal Assent on 25 September 2025, having passed both Houses of Parliament. The new Evidence Act represents the most significant reform to WA's evidence law since 1906. It implements recommendations from the reports of bodies such as the Royal Commission into Institutional Responses to Child Sexual Abuse and brings evidence law in WA into line with best practice, substantially aligning the State with the uniform evidence law in operation in most Australian jurisdictions. Importantly, the Evidence Act also preserves some provisions from the current *Evidence Act 1906* (WA) to appropriately recognise WA's unique local circumstances and conventions. The Evidence Act will commence approximately 18 months after it received Royal Assent.

Statutes (Repeals and Minor Amendments) Act 2025 (WA)

The *Statutes (Repeals and Minor Amendments) Act 2025* (WA) (Omnibus Act) passed Parliament on 18 September 2025 and commenced on 25 September 2025. The Omnibus Act makes important administrative amendments across the statute book to repeal obsolete legislation and make minor amendments to update or correct legislation. The Omnibus Act assists Parliament in saving valuable parliamentary debate time by reducing the number of Bills that would be required to address minor amendments and repeals across the statute book.

Bills introduced into State Parliament

Various bills developed by the Legislative Services Directorate were introduced to State Parliament in 2025/26. These Bills will continue through the parliamentary process to be debated by Parliament before their assent to become law.

Judicial Commission Bill 2026 (WA)

The Judicial Commission Bill 2026 (WA) was introduced into the Legislative Assembly on 17 June 2026 and is awaiting debate. The Bill establishes a Judicial Commission for WA which will provide a formal avenue for complaints relating to judicial officers to be investigated and resolved. The Judicial Commission established by the Bill will bring certainty and oversight to complaints handling, enhancing public confidence in the administration of justice and reinforcing the integrity of the WA judicial system.

Commonwealth Administrative Laws Amendment (Updating References) Bill 2026 (WA)

The Commonwealth Administrative Laws Amendment (Updating References) Bill 2026 (WA) submits consequential amendments across the WA statute book to reflect the establishment of the Commonwealth Administrative Review Tribunal. The Bill was introduced into the Legislative Assembly on 10 June 2026.

Retail Barring Orders Bill 2025 (WA)

The Retail Barring Orders Bill 2025 (WA) passed the Legislative Assembly on 12 March 2026 and is awaiting debate in the Legislative Council. Once passed, the legislation will fulfill the State Government's election commitment to provide a legally enforceable mechanism to protect retail workers and other persons in shops and shopping centres from violent and intimidating behaviour.

Crimes at Sea Amendment Bill 2025 (WA)

The Crimes at Sea Amendment Bill 2025 (WA) will amend the *Crimes at Sea Act 2000* (WA) to make minor updates to terminology consequent on changes made to the Commonwealth equivalent legislation. The Bill was introduced into the Legislative Assembly on 3 December 2025 and is awaiting debate.

Civil Liability Amendment (Child Sexual Abuse Actions) Bill 2025 (WA)

The Civil Liability Amendment (Child Sexual Abuse Actions) Bill 2025 (WA) passed the Legislative Assembly on 3 December 2025. It was referred to the Standing Committee on Legislation (Committee) for inquiry and report to the Legislative Council on 24 February 2026. Report 53 of the Committee was tabled in the Legislative Council on 6 May 2026. If passed, the Bill will amend the *Civil Liability Act 2002* (WA) to deem religious practitioners to be employees of religious institutions and to deem an employment relationship between a religious practitioner and a religious institution for the purposes of any child sexual abuse actions based on the vicarious liability of a religious institution for child sexual abuse perpetrated by a religious practitioner of that institution. This will allow the common law of vicarious liability to apply in relation to child sexual abuse actions. The Bill is currently in the Legislative Council awaiting debate and consideration of the Committee's recommendations.

Criminal Code Amendment (Post and Boast Offence) Bill 2025 (WA)

The Criminal Code Amendment (Post and Boast) Offence Bill 2025 (WA) delivers on a State Government election commitment to introduce a 'post and boast' offence to punish the glorification of illegal and dangerous acts on social media. This is aimed at preventing the further harm and re-traumatisation of victims caused by malicious posting of criminal behaviour and dangerous incidents. The Bill targets material on social media that may humiliate, intimidate or victimise a person, increase the reputation or notoriety of the offender, glorify the conduct, or encourage copycat behaviour. The sharing of material for legitimate purposes like reporting news and current affairs reports, complaining or warning about criminal conduct, or for genuine artistic or satirical purposes will not be penalised. The Bill was introduced into the Legislative Council on 26 June 2025 and proceeded to the Committee of the Whole stage on 25 February 2026.

Prisoners contribute to a collaborative craft project as part of a structured engagement program at Greenough Prison.

Legislation under development

Several upcoming reform projects are being progressed by the Legislative Services Directorate across the Justice portfolio. These projects address a variety of State issues, and require comprehensive research, stakeholder engagement and policy development.

A new Equal Opportunity Act

During 2025/26, Legislative Services continued work on drafting a Bill to repeal and replace the *Equal Opportunity Act 1984* (WA). The Bill will implement many of the recommendations made by the Law Reform Commission of WA in its Review of the *Equal Opportunity Act 1984* (WA) Project 111 Final Report.

Restraining orders reform

The Restraining Orders Amendment Bill will introduce reforms aimed at improving compliance with Family Violence Restraining Orders, increasing accountability for family violence perpetrators, strengthening victim protection and safety, reducing re-traumatisation, and better meeting the contemporary needs of young people. The reforms form part of the State Government's broader commitment to improving WA's responses to family and domestic violence and ensuring restraining order processes are more effective, accessible and responsive to victims' needs.

Juvenile justice reforms

The Department has progressed amendments to criminal procedure and bail laws to meet the State Government's election commitments in relation to youth bail reforms. Legislation will assist in fast-tracking the early resolution of matters involving serious young offenders and will establish a separate criminal procedure regime to take into account the unique needs of the Children's Court of WA.

In response to community concerns about some children continuing to commit offences while on bail for serious offences, amendments to the *Bail Act 1982* (WA) (Bail Act) will allow for an immediate review by a judge, of a decision by a magistrate to grant bail to children accused of selected serious offences. Further amendments to the Bail Act will require responsible persons (who sign a bail undertaking for a child) to report the child's breach of a curfew condition to police. Failure to do so will constitute an offence. This is aimed at ensuring responsible persons are providing closer supervision to children who are subject to a curfew condition under a grant of bail.

Amendments to the *Defamation Act 2005* (WA)

The Department is progressing amendments to the *Defamation Act 2005* (WA) to align with the Model Defamation Provisions which were unanimously accepted by the Standing Council of Attorneys-General. This will align WA with other States and Territories, ensuring uniform defamation laws across Australia.

Prohibiting conversion practices

Conversion practices, otherwise known as sexual orientation and gender identity change efforts, are formal and informal practices that are based on the medically unsupported ideology that LGBTIQ+ people have a disorder and require treatment. During 2025/26, the Department consulted with a wide range of stakeholders, including LGBTIQA+ advocates, religious organisations, youth, health and disability organisations to inform drafting of a Conversion Practices Prohibition Bill.

Royal Commission into Institutional Responses to Child Sexual Abuse

The Department has continued to progress work on both civil law and criminal reforms to address the recommendations of the Royal Commission into Institutional Responses to Child Sexual Abuse and recommendations from the Community Development and Justice Standing Committee, Report 5: Seeking Justice: Improving Options for Survivors of Institutional Child Abuse. Legislation is being considered to create new offences to protect children from sexual abuse and to ensure that an offender's good character is excluded as a mitigating factor in sentencing.

Family Court amendments

Work is progressing to bring the *Family Court Act 1997* (WA) up to date with the recent amendments to the *Commonwealth's Family Law Act 1975*. The amendments will ensure that de facto partners in WA have equal rights and protections to partners in other jurisdictions and spouses in WA.

Relationship caveat amendments

The Department is progressing amendments to the *Transfer of Land Act 1895* (WA) to implement the recommendations of the Law Reform Commission of WA's Project 107 Intersection of Family Law and Caveat Systems. The amendments will allow a spouse or de facto partner who is not a registered owner of land to protect their possible interest in that land, pending the resolution of property matters in the Family Court of WA.

Coercive control legislation

The Department is progressing policy work to develop a standalone criminal offence of coercive control in WA, following earlier consultation on legislative responses and the release of the 'Legislative responses to coercive control in Western Australia: Consultation outcomes' report. The project has involved targeted consultation with justice sector, Aboriginal, legal assistance and disability stakeholders, with implementation planning identifying the need for training, evidence-gathering tools, community awareness and safeguards to support system readiness and minimise unintended impacts. The proposed offence will strengthen WA's legal framework by better recognising non-physical and pattern-based abuse, supporting earlier intervention, improving victim safety and helping ensure the justice system can respond more effectively to the realities of family and domestic violence.

Parole reforms

The State Government has committed to reforms to ensure serious criminals are never discharged from their life sentence, to enhance the transparency of the Prisoners Review Board, and to enhance the role of victims in parole decision-making. The Department is providing policy advice and developing legislative reform options to give effect to this commitment.

Accessibility reforms for deaf jurors

The Juries Amendment Bill will amend the *Juries Act 1957* (WA), *Criminal Procedure Act 2004* (WA), *Evidence Act 1906* (WA) and *Evidence Act 2025* (WA) to allow a judge in appropriate circumstances to permit Auslan interpreters to be present to assist a Deaf juror during a trial and throughout the jury's deliberations. This Bill complements the Law Reform Commission of WA's consideration of access to WA's justice system by persons with a disability.

Coronial reforms

Work continues on a Bill to repeal and replace the *Coroners Act 1996* (WA).

Statutory Reviews

Legislative Services progressed several reviews of justice legislation as required under applicable legislation.

Statutory Reviews of the following legislation were progressed in 2025/26:

- *High Risk Serious Offenders Act 2020* (WA)
- *Criminal Law (Unlawful Consorting and Prohibited Insignia) Act 2021* (WA)
- *Criminal Law Amendment (Home Burglary and Other Offences) Act 2015* (WA)
- *Bail Amendment (Persons Linked to Terrorism) Act 2019* (WA)
- *Fines, Penalties and Infringement Notices Enforcement Amendment Act 2020* (WA)

The Department continued to support the Attorney General in his role on the Legislative and Governance Forum for Corporations.

Legal Profession Regulation

The Legal Profession Uniform Law 2022 (WA) (Uniform Law) Scheme has been in operation in WA since 1 July 2022 and is overseen by the Standing Committee of Attorneys-General of the participating jurisdictions (New South Wales, Victoria and WA) and the Legal Services Council, a statutory body established under the Uniform Law.

The Uniform Law Scheme harmonises regulation of the legal profession and creates a common market for legal services across participating jurisdictions. Following the commencement of the *Legal Profession Uniform Law Application Act 2022* in WA, more than 75 per cent of all Australian practitioners are now covered by the Uniform Law Scheme.

The Department has responsibility for the administration of the scheme in WA and continues to lead and implement legislative reforms, support the facilitation of relevant appointments and provide advice and support for the Attorney General's responsibilities under the Uniform Law Scheme.

IN FOCUS

A dedicated implementation team in the Legislative Services Directorate

In early 2026, Legislative Services established a dedicated implementation team to strengthen legislative review and support the delivery of major law reform initiatives across government.

The team is currently implementing key reforms including the *Evidence Act 2025* (WA), the Criminal Code Amendment (Post and Boast Offence) Bill 2025, the Judicial Commission Bill 2026 and the Retail Barring Orders Bill 2025.

The team will now support the Attorney General in administering the Legal Profession Uniform Law (Uniform Law) in WA, which creates a single system to govern legal practice across participating jurisdictions.

To do this the team works closely with its counterparts in New South Wales and Victoria, WA's local regulators and the Legal Services Council, which monitors the Uniform Law's implementation and operation, to support effective regulation of the legal profession.

Integrating a dedicated implementation team allows earlier consideration of implementation specific issues in developing legislation.

Parliamentary Counsel's Office

The Parliamentary Counsel's Office (PCO) drafted a total of 276 significant pieces of legislation and provided related services to the State Government, its departments and agencies throughout the 2025/26 period.

This ensures that legislation accurately reflects Government policy and the law's intent of Parliament. The PCO compiled and published authoritative texts of Acts and subsidiary legislation with their amendments incorporated to ensure laws of the State were accessible in a variety of forms to those who must comply with them and those who must apply and enforce them.

Achievements

- Completion of significant drafting tasks to give effect to the State Government's legislative and policy priorities across a diverse range of portfolios.
- Introduction into Parliament of 44 State Government Bills drafted by the PCO.
- Introduction into Parliament of six Private Members Bills drafted by the PCO.
- Drafted and published 226 items of subsidiary legislation.
- Published 154 issues of the Government Gazette.
- Housed and maintained the WA Legislation website.

Significant drafting tasks

- Animal Welfare Amendment (Chief Animal Protection Officer) Bill 2025.
- Assisted Reproductive Technology and Surrogacy Bill 2025.
- Building and Construction Industry (Security of Payment) Amendment Bill 2026.
- Building Services Legislation Amendment (Financial Oversight) Bill 2026.
- Collie Coal (Griffin) Agreement Amendment Bill 2026.
- Defence West Bill 2026.
- Electronic Conveyancing National Law Application Bill 2026.
- Finance Legislation Amendment (Housing Affordability) Bill 2026.
- Gene Technology (Western Australia) Bill 2025.
- Gold Corporation Amendment Bill 2025.
- Industrial Relations Amendment Bill 2026.
- Judicial Commission Bill 2026.
- Land Forces Event (Special Powers) Bill 2026.
- Plumbers Licensing Amendment Bill 2025.
- Police Amendment (Compensation Scheme) Bill 2025.
- Property Industry Licensing Legislation Amendment Bill 2026.
- Public Order Legislation Amendment Bill 2026.
- Retail Barring Orders Bill 2025.
- Sports and Entertainment Trust Bill 2025.
- State Development Bill 2025.
- Tobacco Products Control Amendment Bill 2026.
- Westport Bill 2026.
- Working with Children (Screening) Amendment Bill 2025.

44
State Government Bills drafted

6
Private Members Bills drafted

226
items of subsidiary legislation drafted and published

154
issues of the Government Gazette published

Significant items of subsidiary legislation

- Attorney General Regulations Amendment (Fees and Charges) Regulations 2026.
- Commerce Regulations Amendment (Electricity) Regulations 2026.
- Commerce Regulations Amendment (Residential Tenancies and Residential Parks) Regulations 2026.
- District Court Amendment Rules 2025.
- Lands Regulations (Community and Strata Titles) Amendment Regulations 2025.
- Local Government (Local Government Inspector) Regulations 2025.
- Mines and Petroleum Regulations Amendment Regulations 2026.
- Mines and Petroleum Regulations Amendment (Geocentric Datum) Regulations 2025.
- Mining Amendment Regulations 2025.
- Mining Regulations Amendment Regulations 2025.
- Police Regulations Amendment (Fees and Charges) Regulations 2026.
- Privacy and Responsible Information Sharing (General) Regulations 2026.
- Road Traffic Code Amendment Regulations 2025.
- State Superannuation Amendment Regulations (No. 2) 2026.
- State Superannuation Amendment Regulations (No. 3) 2026
- State Superannuation Amendment Regulations (No. 4) 2025.
- Towing Services Amendment Regulations 2026.
- Vocational Education and Training (General) Amendment Regulations (No. 2) 2025.
- Waste Avoidance and Resource Recovery (Container Deposit Scheme) Amendment Regulations 2026.
- Waste Avoidance and Resource Recovery (e-waste) Amendment Regulations 2026.

Editorial Changes Report 1 July 2025 – 30 June 2026

The *Legislation Act 2021* Section 42 Part 3 authorises the Parliamentary Counsel to make editorial changes to laws. Editorial changes that can be made include:

- Correcting minor errors and inconsistencies.
- Updating references.
- Numbering or renumbering provisions.
- Changes to grammar, spelling or punctuation to conform with current drafting practice.
- Omitting obsolete or redundant provisions and making format or layout changes to ensure conformity with current drafting practice.

The power to make editorial changes cannot be used to change the effect of a law. If an editorial change is made to a law, the law has effect as if the change had been made by another law.

The *Legislation Act 2021* section 41 provides that, if an editorial change is made, this must be indicated in a suitable way. Editorial changes are indicated on the WA Legislation website accordingly.

The *Legislation Act 2021* section 42 requires the Department's Annual Report to include a summary of editorial changes made to laws in the financial year to which the report relates.

Summary table of editorial changes made to 15 laws in 2025/26

Item	Editorial change	Authorising provision of Legislation Act 2021 Part 3	Number of changes
1.	Changes to reference to a law title (short title or citation)	s. 25	32
2.	Changes to name or title of a body, office, person, place, locality	s. 26	0
3.	Deemed amendments	s. 27	0
4.	Changes to consistency to provision of law and referential words	s. 28	0
5.	Clerk's amendment to Act	s. 29	0
6.	Gender	s. 30	0
7.	Numbers, dates, times, quantities, measurements and similar matters	s. 31	0
8.	Conjunctives and disjunctives	s. 32	11
9.	Reordering of definitions and items	s. 33	0
10.	Minor errors and inconsistencies	s. 34	3
11.	Omission of obsolete or redundant provisions	s. 35	0
12.	Incorporation of certain provisions contained in amending law (i.e. transitional, savings, validation provisions)	s. 36	0
13.	Numbering and renumbering of provisions	s. 37	0
14.	Format and printing style changes	s. 38	0
15.	Consequential changes to law	s. 39	0
Total editorial changes			**46**

Legal Assistance

The Department plays a key role in supporting access to justice across WA through the allocation and administration of State and Australian Government funding to legal assistance service providers. This includes supporting independent review, regulation of the legal sector and service delivery, fostering collaboration across the legal assistance sector, and coordinating legal assistance responses during emergencies to support affected communities.

Legal Assistance Funding

In 2025/26, the Department allocated more than $207 million in State and Australian Government funding to the WA legal assistance sector for the provision of legal services, with more than $97 million provided under the National Access to Justice Partnership 2025-2030 (NAJP). The NAJP commenced on 1 July 2025 and the Australian Government has committed to providing ongoing legal assistance funding beyond the five-year life of the agreement. The Australian and State Governments also provided funding to the legal assistance sector to support specific or project-based services. The Department supports service providers and related entities, including Legal Aid WA, Aboriginal Legal Service of Western Australia (ALSWA), Community Legal Centres, Family Violence Prevention Legal Services and Law Access.

There was a considerable focus in 2025/26 on implementing the agreement, and commencing long-term reforms, including those related to Closing the Gap, the legal assistance workforce, and data and outcomes.

During that time, the Department continued working with members of the legal assistance sector to improve service delivery and strengthening the sector.

The Department has an ongoing role in coordinating the legal assistance response to emergencies in the WA community.

Through close collaboration with local legal assistance service providers, the Departments of Communities and Fire and Emergency Services and the Department help ensure that legal assistance responses to emergency events are integrated with broader State-led community recovery initiatives.

Independent Law Reform Activities

The Law Reform Commission of WA (the Commission) is an independent statutory authority, currently chaired by the Honourable Janine Pritchard, with Breony Allen and Professor Meredith Blake as members.

The Department continues to provide administrative and corporate support to the Commission through a Memorandum of Understanding.

The Commission receives terms of reference and reviews laws at the request of the Attorney General. During 2025/26, the Commission continued to work on and complete the review of Guardianship and Administration laws (Project 114). In December 2025, the Commission received new terms of reference to review access to justice by people with a disability (Project 115).

The Department assisted the Commission to publish a two-volume discussion paper for Project 114, along with developing an online portal for receiving public submissions and facilitating an extensive public consultation. The Department has also supported the Commission to receive preliminary submissions for Project 115 via an online portal. The Commission is due to complete Project 115 by 31 December 2027.

Redistribution of Confiscated Assets

The Department administers the Criminal Property Confiscation Grants Program on behalf of the Attorney General, drawing on funds collected under the *Criminal Property Confiscation Act 2000* (WA). This program administered $3.1 million in grant funding to 16 community applicants in 2025/26.

The legislation allows in certain circumstances, for the confiscation of property acquired as a result of criminal activity or used for criminal activity. It also makes provision for the redistribution of confiscated funds and proceeds of the sale of confiscated property for several purposes, including the development and administration of programs or activities designed to:

- provide support services and other assistance to victims of crime
- prevent or reduce drug-related criminal activity and the abuse of prohibited drugs
- aid law enforcement, with a focus on community safety and crime prevention initiatives.

Under the grants program, incorporated not-for-profit organisations, and local governments can apply for up to $200,000 for these purposes.

In 2025/26 the following applicants successfully secured grants:

- Big Brothers Big Sisters Australia
- Bundiyara Aboriginal Community Controlled Organisation
- Centrecare
- City of Swan
- Djarindjin Aboriginal Corporation
- Fremantle Women's Health Centre Inc.
- Homeless Healthcare
- Hope Community Service
- Marra Worra Worra Aboriginal Corporation
- Northern Compassion Inc.
- Phoenix Support and Advocacy Service Inc.
- Shire of East Pilbara
- South Coastal Health and Community Services
- Wyndham Youth Aboriginal Corporation
- Yawada Services Ltd
- Youth Involvement Council Inc.

$3.1m

in grant funding administered to 16 community applicants

Regional Driver Training and Education

Through Royalties for Regions funding, the Department administers not-for-profit community organisations to deliver the Enhanced Driver Training and Education Program to Regional and Remote Communities. The program assists Aboriginal people in the justice system to access driving instruction and education, and assistance with administrative and testing procedures to obtain or regain a motor vehicle licence. These outcomes give people in the justice system more confidence and tools to stay out of the justice system. The South West program assists young people in contact with, or at risk of contact with, the justice system.

During 2025/26 the following outcomes were recorded:

- Eight participants regained their driver's licence.
- 75 individuals obtained an ordinary licence.
- 154 participants obtained their provisional licence.
- 179 individuals were assisted to acquire identity documents enabling them to obtain further licensing.
- 202 participants obtained their learner's permit.
- 203 individuals (on average) actively participated in driver training and education at the end of each quarter.
- 402 clients successfully registered as new enrolments.

Areas that have access to this program are Bunbury, Kalgoorlie, Kununurra, Halls Creek, Derby, Broome, Lombadina, Roebourne, Karratha, Newman, South Hedland and Tom Price.

8
participants regained their driver's licence

75
obtained an ordinary licence

154
obtained a provisional licence

179
individuals assisted to obtain identity documents

202
participants obtained learner's permits

203
participants in driver training and education each quarter

402
successful new enrolments

Victim and Justice Services in the Community

In this section:

Outcomes

- Victim Services
- Public Advocate
- Public Trustee
- Equal Opportunity
- Births, Deaths and Marriages

The Department supports victim interactions across the justice system, delivers Guardianship and administration processes and related services, the registration of births, deaths and marriages, and corporate support to the independent Equal Opportunity Commission.

Outcomes

Teams from across the Department have been working towards:

- Building safe and inclusive communities.
- Delivering more people-centred services.
- Improving accessibility of services to regional Western Australia and key segments of the community.
- Adapting services to be people centred.
- Protecting people's privacy.

25 Years of The Yiriman Project in the Fitzroy Valley

The Yiriman Project, delivered by the Kimberley Aboriginal Law and Cultural Centre and funded by the Department under the Kimberley Juvenile Justice Strategy since 2022, marked its 25th anniversary in August 2025. It is an award-winning, intergenerational on Country program that supports at-risk young people to improve health, access education and training, and strengthen community connection.

Led by Elders, the program uses cultural practices and time on Country to pass on knowledge, language and traditions. Activities include visiting significant sites, storytelling, song and dance, bush skills and preparation for cultural responsibilities. The program provides a culturally safe environment that fosters relationships, supports decision-making through cultural governance, and promotes healing grounded in culture.

In 2025, the program expanded to support disengaged young people to participate in weekly Two-Way Science on-Country excursions with the local high school, as well as dedicated cultural engagement days. These regular activities, made available through inter-agency collaboration, strengthened the relationships with participants and provided greater consistency and support.

The Department is committed to continuing its investment in upstream preventative programs such as the Yiriman Project. Its success is a reminder of the impact community-led, intergenerational initiatives can have in strengthening future pathways for young people.

Yiriman Project Activity

The first Yiriman camp of the 2026 dry season took place on Walmajarri Country outside of Fitzroy Crossing in April. It was led by three Elders and attended by 22 young men from across the Fitzroy Valley. Participants engaged in a range of cultural activities, with barny hunting and a spear throwing competition identified as highlights.



Participants taking part in a spear throwing competition.

Office of the Commissioner for Victims of Crime

The Office of the Commissioner for Victims of Crime (OCVoC) provides advice, advocacy and practical support to victims of crime, while playing a key role in developing and consulting on Government reforms.

Guided by the *Victims of Crime Act 1994* and the Victims of Crime Guidelines, OCVoC works to ensure victims are treated with respect and dignity throughout their interactions with the criminal justice system. Key services include supporting and empowering victims, responding to complaints and advocating for systemic change, and undertaking legislative, policy, and project reform to improve outcomes and experiences for victims.

Achievements

- Completed and tabled in Parliament the report, Improving Experiences for Victim-Survivors: Review of Criminal Justice Responses to Sexual Offending in Western Australia.
- Supported thousands of Western Australian historical sexual abuse survivors in State Government institutions to access payments, counselling and direct personal responses.
- Undertook 41 mediations through the Restorative Justice Unit.

Willie Creek, near Broome, in Western Australia's Kimberley region.

Victims Conference 2025

In September 2025, the Office of the Commissioner for Victims of Crime hosted more than 100 people, including victim survivors, legal professionals, and social service providers who came together for the Victims Conference. This was the third Victims Conference and this year focused on strengthening how victims engage with the justice system.

Victim's Conference 2025 keynote speakers and panel members (Left to Right) Kati Kraszlan, Commissioner for Victims of Crime, Robert Owen SC, Director of Public Prosecutions, Ben Stanwix SC, State Prosecutor, The Hon Dr Tony Buti, Attorney General

The Attorney General, the Hon Dr Tony Buti, opened the conference by reaffirming the Government's commitment to reform. "Putting victims' interests first is one of our highest priorities. We're introducing reforms to better protect victims of family and domestic violence and to strengthen law enforcement", he said.

The Commissioner for Victims of Crime, Kati Kraszlan reinforced the importance of putting victims at the centre of the process. "The process must always be led by the needs and preferences of victims", she said.

Panel Discussion featuring (Left to Right). Dr Lukasz Krzyzowski, Vice Chancellor's Research Fellow ECU, Dr Hannah McGlade, Associate Professor, Curtin Law School, Ben Stanwix SC, State Prosecutor, Levina Hugo, WA Police, Kati Kraszlan, Commissioner for Victims of Crime.

Guest speakers throughout the day included Robert Owen SC who provided the keynote address, Dr Suz Rock, Associate Professor Natalie Gately, Dr Jennie Gray, Ben Stanwix SC, Dr Hannah McGlade, Professor Joe Clare, Dr Lukasz Kyzyzowski, Levina Hugo and Mechelle Turvey.

The heart of the event was a conversation with Mechelle Turvey, mother of Cassius Turvey. She described the justice process as "three months of hell" but said she was relieved that it resulted in three murder convictions. "It was difficult to listen to the accused on the stand, but I knew something good would come from the trial because of the strong evidence", she said.

Mechelle also shared her confusion over the decision to seize her son's phone, saying that from a victim's perspective, it felt as though her son was being investigated.

When asked what needs to change, she said "Never assume. Never force assistance until people are ready. Not everyone is ready to work through the processes."

At the time Mechelle was working for the Western Australia Police Force and was proud to be the highest-ranking Aboriginal person among 6,000 staff. "I'm very passionate about training police officers on victim engagement. I speak from the heart and I'm proud to be part of the change", she said.

Victim Services

Victims consistently share with us the importance of justice, telling their story once, and the vital communications support they receive at each step of the criminal justice process.

Victim Liaison

The Victim Liaison Team (VLT) responds to a broad range of enquiries by providing information and referrals to relevant service providers and liaising with other stakeholders on behalf of victims. Through these interactions, VLT staff provide advice on issues that impact victims of crime to the Commissioner. The VLT also administers the Homicide Assistance Payments Scheme.

Victim Liaison Enquiries by type

Category	2025/26
General enquiries	596
Ministerial enquiries	40
Homicide enquiries	73
Complaints	75
Total enquiries	**784**

Victim Liaison Enquiries by matter

Category	2025/26
Family and Domestic Violence	20%
Sexual Assault	20%
Criminal Injuries Compensation	33%
Other	27%

Homicide Assistance Payments Scheme

The VLT also administers the Homicide Assistance Payments Scheme. Bereaved individuals may be eligible for financial assistance from the Funeral Assistance Service, the Ambulance Payment Service, and the Biological and Forensic Cleaning Service.

The Funeral Assistance Service funds the funeral costs of people in Western Australia who die as a result of homicide. The scheme provides up to $10,000 towards the cost of a funeral to eligible applicants and is funded through the Confiscation of Profits Trust Account under the Proceeds of Crime.

The Ambulance Payment Service provides payment for costs associated with St John Ambulance attendance at the scene of a homicide.

The Biological and Forensic Cleaning Service coordinates and funds forensic and biological cleaning after a victim is unlawfully killed in their home. The close working relationship between the OCVoC, housing authorities and the Western Australia Police Force ensures that cleaning is carried out promptly and allows affected families to return to their homes as soon as possible.

Homicide Assistance Payments Scheme Performance

Category	2025/26	2024/25
Number of funerals	21	18
Average funeral cost	$8,699	$9,135
Total funeral cost	**$191,385**	**$164,430**
Number of cleans[1]	4	4
Average clean cost[2]	$1,315	$1,846
Total clean cost[2]	**$5,264**	**$3,692**
Number of ambulances	12	7
Average ambulance cost	$1,357	$1,077
Total ambulance cost	**$16,289**	**$7,537**
Total homicide victims where service was provided	**22**	**20**
Total	**$212,938**	**$175,659**

[1] *Number of cleans includes housing authority properties.*

[2] *Average and total clean cost does not include housing authority properties which are paid for by the Department of Communities. Average and total will include repairs (which is rare).*

Victim Notification Register

The Victim Notification Register (VNR) allows eligible victims of crime to register for updates about an offender's status while under the supervision of the Department. The VNR serves as an important connection between victims of crime and the justice system.

Registrant and application data

Category	2025/26	2024/25
Number of registrants	2,538	2,740
Number of related offenders	2,096	2,297
Ratio of registrants per offender	1.21	1.19
Applications	1,615	1,283
Applications approved	1,097	1,009
Average per cent of registrants who are Aboriginal	18%	Not reported
Average per cent of registrants who are female	90%	Not reported

Victim Engagement Unit

The Victim Engagement Unit (VEU) fulfils a critical role in safeguarding victims by recommending protective conditions to relevant authorities while an offender is under the Department's supervision. The process enables victims to express their concerns about future contact with an offender, which are considered when making decisions about supervised release or community-based orders.

VEU provides services under the *High Risk Serious Offenders Act 2020* (WA), *Criminal Law (Mental Impairment) Act 2023* (WA) and the *Family Violence Legislation Act 2024* (WA).

Referrals to Victim Engagement

Referrals – Adult	2025/26	2024/25
Total	7,453	6,983

Reports – Adult	2025/26	2024/25
Number of reports completed	6,046	5,533

Number of Victims	2025/26	2024/25
Number of victims from adult referrals	12,760	12,003

Victim Representatives

From 1 July 2024, victim representatives from the OCVoC commenced attending hearings of the Prisoners Review Board. Of the 436 hearings held in 2025/26, victim representatives attended 424 hearings. The representatives provide an invaluable voice on behalf of victims, ensuring decisions take into account individual victim and community safety.

Office of the Commissioner for Victims of Crime representatives attending hearings of the Prisoners Review Board

Category	2025/26	2024/25
Hearings held	436	589
Hearings attended	424	368

Expungement of historical homosexual convictions

The Historical Homosexual Conviction Expungement Scheme was introduced in 2018. The scheme is open to people with a conviction for a range of historical homosexual offences relating to consensual activity that would not be illegal today. It recognises the hurt and discrimination caused by these historical convictions. The OCVoC manages the application process and continued to promote the scheme through its website and at outreach events. No applications were received during 2025/26.

IN FOCUS

Office coordinates landmark pilot supporting victims of sexual assault

Since 2024, the Sexual Assault Legal Service Western Australia (SALSWA) has delivered specialised, trauma-informed support to victims of sexual assault across Western Australia.

A true collaboration, SALSWA is funded by the Commonwealth Government, administered by the Department and delivered by three community legal service partners – Women's Legal Service Western Australia, Ruah Legal Services and the Aboriginal Family Legal Service.

In 2025/26, SALSWA delivered 428 services to 304 clients. Services include both legal advice and non-legal support aimed at supporting victims through their chosen justice and recovery pathway.

In 2025, the pilot secured additional Commonwealth funding to extend services until 2027/28. As part of this agreement, the pilot will be expanded with a focus on justice system navigation and alternative pathways for young people experiencing image-based abuse.

The Office of the Commissioner for Victims of Crime performs a vital coordination role that involves convening an interagency stakeholder Reference Group and developing policies and protocols to support the pilot.

The Commissioner for Victims of Crime, Kati Kraszlan, said "The Office is proud to support the SALSWA pilot, which is performing a vital role in supporting victims of sexual violence to remain engaged in justice processes and strengthening accountability for perpetrators."

To be eligible for support, a person must be a victim of sexual assault that occurred in Western Australia. SALSWA accepts referrals from any source, including criminal justice agencies, support services, and self-referrals.

Scan the QR code for access to SALSWA Referral Form and submit form to: SALSWA@wlswa.org.au

Office of the Public Advocate

The Office of the Public Advocate protects and promotes the human rights of vulnerable adults with a decision-making disability through its statutory functions under the *Guardianship and Administration Act 1990 (WA)*.

The Office of the Public Advocate (the Office) provides critical services to a growing number of Western Australians at risk of exploitation, abuse, and neglect due to conditions such as intellectual disability, mental illness, acquired brain injury, or dementia.

These services include conducting investigations into the need for guardianship and/or administration orders, acting as the guardian of last resort to make personal, lifestyle, and treatment decisions, offering information, advice and training on the guardianship and administration system and future planning documents, and actively advocating for the rights of adults with decision-making disabilities.

Achievements

- Carried out 3,504 investigations into the personal or financial welfare of adults with a decision-making disability in 2025/26, representing a three per cent increase from the previous year.
- Managed 2,898 new referrals from the State Administrative Tribunal (SAT) for investigations into the personal or financial welfare of adults with a decision-making disability, a two per cent increase from the previous year.
- Acted as guardian for a total of 4,431 people as at 30 June 2026, a nine per cent increase from 30 June 2025.
- Responded to 971 new appointments by the SAT as guardian of last resort, a similar high figure to last year.
- Delivered 38 community education seminars regarding the guardianship and administration system, the legislation and the planning documents available to people under the legislation, a 23 per cent increase from the previous year.
- The Office's telephone advisory service addressed 6,408 different enquiries.
- On 30 June 2026, there were 11 volunteers engaged in the program, 10 of whom are appointed as guardian for their represented person. The Community Guardianship Program matches adults who have the Public Advocate appointed as their guardian with volunteers who accept responsibility for the role of guardian.

Office of the PublicAdvocate

Performance

Profile of all guardianship orders appointing the Public Advocate by type of decision-making disability as at 30 June 2026.

Type of decision-making disability	Number	Percentage
Acquired brain injury	596	13%
Dementia	1,079	24%
Intellectual disability	1,218	27%
Mental illness	1,432	32%
Other	106[1]	2%
Total[2]	**4,431**	

1 *Note: 56 of the 106 'other' are represented persons with autism spectrum disorder.*

2 *Note: Due to rounding, the total percentage does not always equal 100.*

Performance notes

Rising demand

Demand for the Office's statutory services of advocacy and investigation and guardian of last resort continues to increase year on year, exacerbated in the last decade by WA's transition to the Commonwealth National Disability Insurance Scheme (NDIS) since 2017/18 and the implementation of the *Aged Care Act 2024* (Cth) from 1 November 2025.

Significant factors contributing to increasing demand for the Office's services include WA's ageing population and the growing prevalence of dementia, mental illness and intellectual disability in the community.

Targeting elder abuse

The Office continues to target elder abuse with a range of activities, including advocacy, investigation and guardianship services, community education and policy development. It also contributes through its membership in the Alliance for the Prevention of Elder Abuse and by fostering ongoing collaborations with partner organisations.

In June 2026 the Office delivered its statewide Planning for the Future webinar in collaboration with Bankwest for the second year running. This year's focus was on regional community involvement and the Office worked with Linkwest to share future planning online resources and promote the webinar via Community Resource Centres across regional WA.

New legal team

Following a strategic review in 2024/25, the Office increased legal support through the formation of a new legal team, enabling people interacting with Public Advocate services to receive help faster. This team has provided support, training and guidance to guardians and investigators, advice on implications of significant new legislation, and support for the Office through external inquiries.

New case management system

The Office received $4.32 million in funding through the Office of Digital Government to implement a new Case Management System and a four-year contract commenced with the successful vendor in July 2024. This system will safely and securely record and store all case management records in one location, enabling the Office to retire its hard copy client record management system. Additional improvement opportunities include streamlined data entry and enhanced reporting. Over the past twelve months, the Office continued to progress system requirements in preparation for its anticipated launch in 2026/2027.

IN FOCUS

Establishing fair NDIS contracts for the most vulnerable in our community.

The Office of the Public Advocate has developed and implemented a suite of service agreements providing legal protections to persons represented by the Public Advocate when contracting National Disability Insurance Scheme (NDIS) services. Activities over the past twelve months have focused on stakeholder engagement to inform the iterative development of these documents and support compliance.

The Office's service agreements were developed with support from the State Solicitor's Office and implemented as a mechanism to address participant safety issues associated with attempts made by a small number of providers, to inappropriately control a participant's NDIS plan, including spending outside of plan budgets which may leave vulnerable participants at risk of being left without support. The documents also incorporate into the agreement the nuance of the role of a guardian signing on behalf of a participant.

The introduction of service agreements is an essential improvement to the Office's practices and procedures, supporting the safety of persons represented by the Public Advocate who are also NDIS participants. They inform best practice at both State and Australian Government level, and their benefits are two-fold:

1. Establishment of contracts that are lawful, fair and reasonable while holding parties accountable (including for service delivery and financially responsible budget management).
2. Ensuring the Office's resources address the range of need for guardianship services of clients and are not disproportionately allocated to reading and signing external NDIS service agreements.

Where the Public Advocate is appointed as guardian for a NDIS participant there may be three to five (sometimes more) service agreements required. As of 30 June 2026, the Public Advocate was appointed guardian for more than 2,500 people who are also NDIS participants.

Stakeholder engagement between the Office and NDIS service providers has enabled shared learnings, leading to the refinement of service agreements over the past twelve months to better address the contractual needs of both parties, and the more intricate complexities of the NDIS.

Communications initiatives were supported by the Department's Strategic Communications team, particularly in respect of the development of new webpages on the Office's website.

The implementation of the Office's service agreements has set fair and reasonable contractual terms between NDIS participants represented by the Public Advocate and their service providers and has also strengthened relationships between guardians and service providers to support optimal NDIS outcomes for shared clients.

2,500

NDIS participants placed under the guardianship of the Public Advocate

Scan the QR code for more information.

Public Trustee

The Public Trustee provides trust management services, deceased estate administration and Will writing services for Western Australians. The Statutory Authority manages trusts for 9,006 clients and net assets of $2.1 billion and is responsible for managing the financial and legal matters of at-risk people in the community, as well as examining the accounts of private administrators.

Achievements

- Completed an independent two-year review of the Public Trustee's fees, funding model and fee waiver policy, with new fee settings to commence from 1 July 2027.
- Managed trusts for 9,006 clients, including 1,556 new trust clients.
- Examined 1,455 private administrator accounts.

Performance

As a Statutory Authority, the Public Trustee publishes a separate annual report of its operational and financial performance, which is tabled in Parliament and made available on the Public Trustee website. While the Public Trustee forms part of the Department for administrative and reporting purposes, it operates independently in exercising its statutory functions. Accordingly, full Public Trustee operational and performance data is not included in this report, and the following has been provided to give a complete record of the Department's performance.

1,258
clients under Public Trustee administration

$15.74m
of services and rebated fees provided to trust clients at no cost

Scan the QR code to access Public Trustee's Annual Reports

Performance notes

- The Public Trustee continued to experience growth in demand for its financial administration services having been appointed to manage an additional 1,258 clients under administration orders in 2025/26, an increase of 7.6 per cent compared to the previous financial year, with most new trust clients referred by the State Administrative Tribunal (SAT). The increase reflects the rising number of people whose decision-making capabilities are affected by conditions such as substance abuse, mental illness, dementia, intellectual disability, or acquired brain injury which can leave them at risk of neglect, abuse or exploitation.
- The Public Trustee provided essential services and rebated fees worth $15.74 million for 59 per cent of trust clients as part of its Community Service Obligation, ensuring clients with minimal income/assets are provided with financial management services at no cost.
- The Private Administrator Support team conducted 1,455 account examinations, where total assets exceeded $2.1 billion, and the number of private administrators appointed by the SAT increased 10.4 per cent from 6,042 to 6,746.
- Economics and public policy consultancy, Marsden Jacob Associates, completed its comprehensive review of the Public Trustee's fees, funding model and fee waiver policy. The new fee model was approved as part of the 2026/27 State Budget to be implemented from 1 July 2027, and is based on a contemporary, evidence-based assessment of the cost of delivering individual services.

- Fee relief that came into effect from 1 July 2023 continues until 30 June 2027. This includes the removal of the $35 minimum monthly fee for those under an administration order and a 50 per cent reduction in selected trust fees – all other fee increases are in line with Consumer Price Index (CPI).
- The Public Accounts Committee tabled Report Four Review of Selected Auditor General Reports 2022-2024 in Parliament and determined the Public Trustee had taken suitable action to address recommendations arising from the forensic audit of Fraud Risks in the Management of Client Funds by the Public Trustee and concluded its follow up of the audit report.
- Provisions in the *Privacy and Responsible Information Sharing Act 2024* (WA) commenced on 1 July 2026. The Act provides a framework to protect the privacy of personal information handled by public sector agencies, and requirements relating to the collection, use, storage and disclosure of personal information, and data breach notification. To meet obligations, the Public Trustee has included an Information Privacy Statement on its website, and added collection notices to publications, forms, letters, emails and telephone messaging.

$35

minimum monthly fee removed

50%

reduction in selected trust fees

IN FOCUS

Focus On Achieving Justice for Victims of Abuse

The Public Trustee secured one of the largest total Criminal Injuries Compensation payouts for a single client in this jurisdiction who had suffered prolonged abuse and trauma.

This demonstrates the Public Trustee's successful commitment to advocacy, persistence and trauma-informed practice, ensuring at-risk clients are supported to access justice even in the most complex and challenging circumstances.

It is representative of the many clients that the Public Trustee assists to obtain compensation, whether in the District Court, through Criminal Injuries Compensation, or the National Redress Scheme for neglect and abuse beginning in their formative years, continuing throughout their childhood and into their adulthood where they often experience domestic violence and are at risk to further assaults and exploitation.

Registry of Births, Deaths and Marriages

The Registry of Births, Deaths and Marriages create and store birth, death, marriage, and change of name and sex or gender records. The Registry also performs civil marriages in the Perth office. This service is delivered according to the *Births, Deaths and Marriages Registration Act 1998*[1].

Achievements

- Registered 384 changes of sex or gender, including 341 for people born in Western Australia and 43 for those born overseas.
- Registered 68,053 life events: 31,292 births (including adoptions and surrogate births), 18,554 deaths, 13,383 marriages and 4,440 name changes.
- Online lodgment continued to be the preferred channel, with 29,722 birth registration forms submitted via the Birth Registration Online Portal. The Registry now receives 95 per cent of applications via the portal.
- 6,048 marriages were submitted via the Marriage Celebrants Online Portal, representing 48 per cent of total marriage submissions. As of 30 June 2026, 1,285 marriage celebrants were registered to use the Portal.
- Participated at 142 Aboriginal Justice Open Days, inter-agency Community Service Delivery Days and events held by organisations that help homeless and vulnerable citizens access Registry services.

68,053
life events recorded

31,292
births including adoptions and surrogate births

18,554
deaths

13,383
marriages

4,440
name changes

384
changes of sex or gender registered

Use the QR code below to access the Registry of Birth, Deaths and Marriages online portal.

[1] *Statutory Appointment administered by the Department of Justice*

Performance

In 2025/26 for registration services:

- The total number of registrations decreased by two per cent.
- Birth registration, the largest registration service type declined by six per cent.
- 384 people registered a change of sex or gender following the establishment of this new registration type.

In 2025/26 for the provision of certificates,

- There was a 0.5 per cent increase in overall certificates issued compared to the previous year.
- Birth Certificates remained the most common certificate type, accounting for 58 per cent of all certificates issued despite a three per cent decline from the previous year.
- Increases in Death, Marriage and Change of Name Certificates helped maintain overall certificate volumes despite a decline in Birth Certificates, while the increase in the Change of Sex or Gender – Acknowledgement Document reflects a partial-year baseline in the previous financial year.

In 2025/26 for the provision of Marriage Services,

- The Registry conducted 612 marriage ceremonies in 2025/26, a decrease of 11 per cent from 2024/25.
- In 2025/26, couples married by the Registry identified 92 countries as their place of birth.

Registry services

Registration Event	2025/26	2024/25	Change from 2024/25 (%)
Births	31,292	33,261	-6%
Deaths	18,554	18,380	1%
Marriages	13,383	13,176	2%
Change of Name	4,440	4,311	3%
Change of Sex or Gender[1]	384	45	753%
Total	**68,053**	**69,173**	**-2%**

Provision of certificates

Certificate Type	2025/26	2024/25	Change from 2024/25 (%)
Births	84,524	86,957	-3%
Marriages	24,405	22,647	8%
Deaths	30,901	30,132	3%
Change of Name	4,821	4,240	14%
Change of Sex or Gender – Acknowledgement Document[1]	48	7	586%
Total	**144,699**	**143,983**	**0.5%**

Top five countries registered as place of birth by couples married at the registry



[1] *Change of Sex or Gender relates to a service that commenced in May.*

Performance notes

Accessibility of records program

The Registry's online certificate platform, launched in 2021, continues to experience strong uptake, with approximately 70 per cent of applications now lodged electronically. The portal supports the Registry's ongoing commitment to providing accessible services for all community members, including Western Australians residing interstate or overseas and people with mobility limitations or other disabilities.

In addition to these services, 25 Magistrates Court registries processed applications on behalf of the Registry, issuing 24,699 certificates. This represented 19 per cent of all certificates issued by the Registry.

Aboriginal Justice Open Days and community outreach

The Registry has participated in the Department's Aboriginal Justice Open Days since 2011. This initiative aims to improve access to services for people living in regional and remote Aboriginal communities.

In addition, the Community Outreach Program has expanded to include Identification Clinics and events hosted by not-for-profit organisations. Through participation of community outreach activities in 2025/26, the Registry:

- Issued 1,200 birth certificates
- Registered 142 previously unregistered births
- Processed 69 change of name requests.

The Registry assisted a further 169 clients on a range of registration-related matters, including enquiries for interstate applications.

1,200 birth certificates issued

142 unregistered births registered

69 change of name requests processed

Protection of personal information

Protecting personal information and preventing and detecting identity fraud and theft remain key priorities for the Registry. The Registry continues to support the National Strategy for Identity Resilience, led by the Commonwealth Attorney-General's Department. The Strategy aims to strengthen the protection of Australians by enhancing the integrity and security of identity credentials, such as birth certificates, which can be authenticated through the Commonwealth Identity Verification Service.

Baby names

Top five girls' names in 2025/26

Isla	127
Charlotte	119
Lily	107
Olivia	103
Mia	100

Top five boys' names in 2025/26

Noah	184
Oliver	174
Luca	132
Levi	124
Hudson	117

Scan this QR code for more information.

Equal Opportunity Commission

The Equal Opportunity Commission (EOC) is an independent statutory authority established under the *Equal Opportunity Act 1984* (WA). The Commission exercises powers conferred by Parliament to investigate, conciliate and resolve complaints relating to discrimination, harassment and victimisation, independently of government agencies.

As an independent statutory authority, the EOC forms part of the Attorney General's portfolio and is aligned with the Department for administrative purposes. However, it operates independently in performing its statutory functions and publishes a separate annual report to meet its legislative reporting obligations.

Use the QR code below to access the Equal Opportunity Commission website.

IN FOCUS

Celebrating One Year of Gender Recognition Reforms

On 30 May 2026 the Registry marked the one-year anniversary of the implementation of gender recognition reforms. These changes abolished the Gender Reassignment Board, repealed the *Gender Reassignment Act 2000* (WA) and introduced a streamlined process, through the Registry of Births, Deaths and Marriages for people to apply to change their sex or gender on their birth certificate.

The response from the LGBTQIA+ community has been overwhelmingly positive and in 2025/26 the Registry received 341 applications for people born in Western Australia to change their sex or gender on their birth certificate. Another 43 applications have been received from people born overseas living in WA, seeking a document to reflect and acknowledge their chosen sex or gender. This important milestone reflects the Department's commitment to the health and wellbeing of the community through the provision of safe and inclusive Registry services.

341

applications for change of sex or gender on birth certificate from people born in Western Australia

43

applications for document to reflect change of sex or gender from people born overseas

Court and Tribunal Services

In this section:

Achievements

Performance

- Courts and Tribunals
- Specialist Courts and Programs
- Court Counselling and Support Services
- Support Services

Court and Tribunal Services administers court and tribunal locations across Western Australia and manages justice-related boards, the Sheriff's Office and the Fines Enforcement Registry, while also providing services to victims of crime.

Achievements

- Delivering Court and Tribunal Services across Western Australia continued to present challenges during the year. The vastness of the State, together with the breadth and volume of service delivery, required a focus on identifying practical solutions and improvement opportunities to ensure services to the community and support to the judiciary continued.
- The Dandjoo Bidi-Ak Court continued to strengthen access to justice and deliver positive outcomes for vulnerable Western Australians. Recognised as a key initiative to reduce the over-representation of Aboriginal children in out-of-home care, the therapeutic court list has become an important component of the Children's Court. Originally established as an unfunded pilot, Dandjoo Bidi-Ak has now secured ongoing funding, reflecting its demonstrated value in supporting families and improving child protection outcomes.

The Supreme Court of Western Australia, located at David Malcolm Justice Centre.

- The Strategic Information Technology Plan for courts and tribunals continued to guide technology enhancements aimed at improving the delivery of justice services, particularly in regional Western Australia. Major audio-visual system upgrades were completed at the Esperance, Derby and South Hedland courthouses, upgrading four courtrooms, three remote witness rooms and three jury deliberation rooms. New evidence presentation displays were installed in jury courtrooms at two locations to improve visibility and courtroom functionality, while wayfinding displays were introduced to support navigation and accessibility for court users. Legislative change drove numerous system enhancements completed during 2025/26.
- Planning for the significant investment in court technology at the District Court Building informed the funding submission to secure funds for the progression of this initiative in 2026/27. In addition, a further investment has been secured for the continued technology refresh for the Supreme Court at the David Malcolm Justice Centre.
- The Family Court further advances its digital transformation agenda through the introduction of an eCourt pilot program, allowing selected Directions Hearings and Interim Hearings to be conducted electronically from judicial chambers.
- The Courts Long Term Infrastructure Plan was redeveloped to identify and inform the investment required to ensure court and tribunal infrastructure aligns with the diverse and evolving use of facilities. Recognising the unique portfolio of buildings, including heritage significant properties, the plan provides a strategic roadmap to guide future infrastructure investment and support the long-term sustainability of the courts estate.

IN FOCUS

Communication Partner Program

The Communication Partner Program (CPP) was established by the Department in response to the *Criminal Law (Mental Impairment) Act 2023* (WA), which came into effect on 1 September 2024.

Communication Partners are experienced allied health professionals, such as psychologists, speech pathologists, occupational therapists and social workers. Consistent with role-equivalent intermediary programs around Australia, Communication Partners undergo training to become accredited and take part in continuing professional development.

Communication Partners are court and tribunal appointed officers who impartially assist accused and supervised persons with mental impairment to communicate effectively during proceedings. They have an active role in proceedings and can intervene as necessary when communication needs arise to support best participation and understanding. A Communication Partner is not a support person, advocate, interpreter or expert witness.

Communication Partners work with individuals with intellectual disability, mental illness, acquired brain injury or dementia. Common to all these conditions is their impact on communication, and their significant rates of over representation in custodial populations.

Under the Act, Western Australian courts and the Mental Impairment Review Tribunal (the Tribunal) can appoint a Communication Partner at any stage of proceedings. Appointments may be made on the court or Tribunal's own initiative, or following an application made by the person themselves, their legal representative, the Director of Public Prosecutions or police prosecutor.

Communication Partners assess an individual's communication strengths and challenges and provide a written report with tailored recommendations to support effective participation in proceedings. Recommendations may include simplifying language to enhance understanding, advising on the phrasing of questions if the accused chooses to give evidence, facilitating access to supports such as focus items and scheduled breaks, and the use of visual aids such as a courtroom floor plan, timeline tools and easy-read versions of orders or conditions. Ground rules hearings provide the opportunity for parties to discuss how recommendations will be implemented and for the court or Tribunal to direct the Communication Partner's involvement.

Communication Partners have worked with individuals across all courts and the Tribunal around the state, ranging from Broome to Albany. They have facilitated communication across a range of proceedings, including fitness hearings, bail applications, special proceedings, trials where the accused has been found fit with supports, sentencing, Tribunal hearings and extended order proceedings.

By facilitating tailored communication support, the Communication Partner Program is meeting an operational necessity and helping to ensure people with mental impairment can engage more effectively with the justice system and have greater access to procedural fairness.

Supreme Court

The Supreme Court is the State's highest court, with responsibility for both criminal and civil matters. The Court is divided into two divisions, the General Division and the Court of Appeal.

The General Division hears the most serious criminal matters, including murder, manslaughter and offences relating to Commonwealth drug enforcement laws. The civil jurisdiction deals with complex matters, including disputes where the amount is more than $750,000, probate matters, applications under the *Corporations Act 2001* (Cth), and applications for injunctions and other forms of relief. The Court also has the inherent jurisdiction to exercise powers that are not specifically granted by statute, including powers to protect the fairness of proceedings and regulating the conduct of legal practitioners.

The Court of Appeal hears appeals from single judge decisions of the Supreme Court, lower courts and various tribunals.

Outcomes

The Supreme Court continued to deliver high-quality services to the community through the following outcomes:

- Finalised 2,443 civil cases and 50 criminal cases
- Finalised 9,804 probate applications
- Finalised 231 criminal appeals and 106 civil appeals
- Heard 60 criminal cases in the Stirling Gardens Magistrates Court

2,443
civil cases finalised

106
civil appeals

9,804
probate applications

50
criminal cases finalised

231
criminal appeals

60
criminal cases dealt with in Stirling Gardens Magistrates Court

Family Court

The Family Court of Western Australia has both State and Federal jurisdiction in family law matters.

The Family Court hears matters relating to divorce, parenting orders, division of the property of a marriage or de facto marriage, maintenance, adoptions and surrogacy.

Outcomes

The Family Court continued to experience high demand for its services. The Court received 15,149 applications, including:

- 3,058 initiating applications for final orders
- 2,841 interim order applications
- 5,711 divorce applications
- 3,298 consent order applications

Key application trends in this reporting year include:

- An increase of 5.4 per cent in applications for final orders
- An increase of 23.1 per cent in applications for interim orders

15,149
applications received

3,058
final orders applications

2,841
interim order applications

5,711
divorce applications

3,298
consent order applications

State Administrative Tribunal

The State Administrative Tribunal (the Tribunal) is an independent body that reviews a wide range of government decisions and determines disputes.

The Tribunal hears a broad range of matters, in both its original and review jurisdictions, including planning and development disputes, disciplinary proceedings involving regulated professions, disputes under the *Strata Titles Act 1985* (WA), reviews of firearms licensing decisions and applications under the *Guardianship and Administration Act 1990* (WA), which safeguards the rights of vulnerable members of the community.

The Tribunal can adopt more informal procedures and processes than other jurisdictions. Doing so assists the Tribunal's many self-represented litigants and increases access to justice.

Outcomes

- In 2025/26, the Tribunal achieved its target median time of 15 weeks to finalise matters (excluding guardianship and administration matters).
- 80 per cent of guardianship and administration matters were finalised within 10 weeks.
- The Tribunal received 9,165 applications, an increase of 10 per cent on 2024/25.

Key trends during the reporting year included:

- An increase of 9.8 per cent in guardianship and administration applications lodged with 7,718 applications
- A decrease in firearms applications from 145 in the previous year to 128 in 2025/26
- An increase in strata titles applications of 72.8 per cent to 299
- A decrease of 28.9 per cent in building and construction applications from 357 to 254

District Court

The District Court is an intermediate trial court that deals with serious criminal offences as well as civil claims involving amounts up to $750,000.

The District Court has unlimited jurisdiction in personal injury claims arising from motor vehicle accidents. It also hears appeals from workers compensation, criminal injuries compensation and civil matters originating from the Magistrates Court.

Outcomes

- In 2025/26, the median time to trial for criminal matters was 59 weeks (27 weeks above the budget target of 32 weeks), an improvement on 64 weeks in 2024/25.
- 2,652 criminal cases lodged.
- 2,839 criminal cases finalised.
- 3,904 civil cases lodged, 91 of which were appeals.
- 3,707 civil cases finalised, 61 of which were appeals.
- 437 criminal cases and 10 civil cases finalised by trial.

Civil lodgments increased in 2025/26, following the significant decline recorded in the previous year following the commencement of the *Workers Compensation and Injury Management Act 2023* (WA). Civil lodgments rose by 534 matters, representing 15.8 per cent compared to 2024/25. Criminal lodgments remained stable, decreasing slightly from 2,679 to 2,652 accused cases. Criminal finalisations continued to exceed lodgments, resulting in a reduction of 302 matters, or 12.6 per cent.

2,652
criminal cases lodged

3,904
civil cases lodged

Children's Court

The Children's Court of Western Australia hears matters concerning alleged offences by young people aged 10 to 17 years.

The Court also hears protection and care matters and restraining order applications involving children under the age of 18 years. In addition, it delivers diversion programs including a Children's Drug Court, which aims to divert young people experiencing drug related problems into intensive case management and treatment programs.

The Mental Health Court Diversion and Support Program, (Links) provides the President and Magistrates of the Children's Court access to a team of mental health specialists, including a clinical psychologist, a consultant psychiatrist, mental health nurses and support workers.

The Links team provide assessments and reports to the court, makes referrals to appropriate services, and offers clinical intervention and alternative sentencing options for young people whose offending behaviour is associated with mental illness.

The Dandjoo Bidi-Ak Court operates four days a week at the Perth Children's Court and maintains a dedicated list of protection and care matters, focusing on families in need. As a therapeutic court, it seeks to move away from the adversarial process and encourages reunification between parents and their children, whilst addressing the underlying issues that bring families before the Court through a holistic, therapeutic and culturally informed approach. As of 30 June 2026, 60 families were participating in the program.

The In-Roads Therapeutic Court is unique to the Perth Children's Court. The program offers individualised, therapeutic and culturally safe support to young people. As of 30 June 2026, there are 15 young people engaging in the program.

Outcomes

- In 2025/26 7,709 criminal cases were finalised, an increase from 6,946 in 2024/25
- Civil lodgments decreased from 2,329 in 2024/25 to 2,190 in 2025/26.

"The primary focus of this therapeutic court is to move away from the adversarial process and to encourage reunification between parents and their children."

7,709
criminal cases finalised

2,190
civil lodgments

Magistrates Court

The Magistrates Court of Western Australia hears criminal and civil matters involving people aged 18 years and older across the State.

All criminal charges against adults begin in the Magistrates Court. The Magistrates Court also deals with civil matters for claims up to $75,000, as well as the disposal of uncollected goods, dividing fences, restraining orders and extraordinary licence applications.

Outcomes

- The Magistrates Court had 109,045 criminal case lodgments in 2025/26, a 4.8 per cent increase of 5,043 cases from 2024/25. This was driven primarily by increases in public order, health and safety offences, drug-related offences and offences against justice.
- Criminal charge lodgments increased by 7.4 per cent, while the average number of charges per case remained high at two. A case represents one or more charges lodged against a single accused at a registry on a single day.
- Civil lodgments increased by 2.4 per cent, driven by an increase in the lodgment of Restraining Order applications and Minor Case Claims.
- The median time to trial for criminal and civil trials in the Magistrates Court was 27 weeks, eight weeks above the target of 19 weeks. This was driven by an increased demand for criminal trials and a higher proportion of matters involving more serious offences.

Work and Development Permit Scheme (the Scheme)

This Scheme allows a person experiencing hardship to apply for a Work and Development Permit under the supervision of an approved sponsor to reduce their court fines with the following activities:

- unpaid work
- medical or mental health treatment
- educational, vocational or personal development course
- treatment for a drug or alcohol problem
- mentoring for people under 25 years.

The Scheme is delivered by the Department in partnership with the Aboriginal Legal Service of Western Australia and Legal Aid Western Australia.

As the Scheme is a sponsor-driven program, Aboriginal Legal Service of Western Australia and Legal Aid Western Australia play a key role in recruiting and supporting sponsors, as well as connecting eligible clients with sponsors who can assist them in a Work and Development Permit.

Outcomes:

- As at 30 June 2026, there were 271 active sponsors registered.
- In 2025/26, 2,939 Work and Development Permits were issued to 2,498 individual clients satisfying $3 million of court fines. This compares with 3,247 Work and Development Permits and 2,753 individual clients in 2024/25, satisfying $3.2 million of court fines.

271
active sponsors registered in the Work and Development Scheme

2,498
individuals issued Work and Development Permits

Fines Enforcement Registry

The Fines Enforcement Registry is responsible for the collection of unpaid court fines and infringements registered by prosecuting authorities throughout Western Australia.

Outcomes:

- The number of court fines lodged with the Fines Enforcement Registry increased by 5.2 per cent from 75,578 in 2024/25 to 79,508 in 2025/26.
- The number of infringements lodged increased by 78.8 per cent from 200,762 in 2024/25 to 358,864 in 2025/26 mainly due to an increase in lodgments from the Western Australia Police Force and Department of Transport.
- Overall, the number of lodgments increased by 58.6 per cent from 276,340 in 2024/25 to 438,372 in 2025/26 while matters finalised increased by 3.3 per cent from 382,439 in 2024/25 to 394,935 in 2025/26.
- The Fines Enforcement Registry collected $149.8 million.

Coroner's Court

In 2025/26, the Coroner's Court investigated 3,359 cases involving deaths from apparent unnatural causes or where the cause of death was unknown.

The role of the Coroner is to investigate deaths reported to the Court and, where appropriate, hold an inquest. During an inquest, witnesses may be called to give evidence to assist the Coroner in determining a cause of death.

Under section 27 of the *Coroners Act 1996*, the State Coroner provides the Attorney General with a comprehensive annual report on deaths investigated by the Coroner's Court for tabling in State Parliament.

This was the seventh year that the dedicated Computed Tomography (CT) scanner has been operating at the State Mortuary at Sir Charles Gairdner Hospital.

There were 3,670 non-invasive scans performed in 2025/26, an increase of 80 from the previous year. The CT scanner continues to ensure fewer Western Australians need an invasive post-mortem examination.

Outcomes

- At 30 June 2026, the coronial case backlog was at 964, an 8 per cent decrease compared to 30 June 2025.
- The decrease in backlog was primarily due to sustained efforts by PathWest, Western Australia Police Force and the Court to progress older cases, including those awaiting final post-mortem reports.
- Although the net backlog decreased by 85 cases (8 per cent), the majority of outstanding backlog cases are now with the Court.
- Of the 964 backlog cases:
  - 54 were inquest matters
  - 338 could not be finalised because aspects of the coronial investigation being undertaken by external agencies remained outstanding.
  - 572 were awaiting analysis and/or drafting before finalisation.
- The Court dealt with 3,359 reportable deaths, 1,634 death certificates and finalised a total of 3,428 matters.
- The Coroner's Court sat for 113 days and finalised 49 inquest matters.

Office of Criminal Injuries Compensation

The Office of Criminal Injuries Compensation is a specialist tribunal that provides a flexible and informal approach to determining applications for compensation by victims of crime in Western Australia.

A comprehensive annual report on the operations of the Office of Criminal Injuries Compensation is provided to the Attorney General for State Parliament by the Chief Assessor under section 62 of the *Criminal Injuries Compensation Act 2003*.

Outcomes

- The number of criminal injuries compensation applications lodged in 2025/26 increased by 7.4 per cent from 11,404 in 2024/25 to 12,253.
- Finalisations increased from 10,784 in 2024/25 to 10,793 in 2025/26.
- A total of $122.2 million was awarded to victims of crime. To assist in compensating the State for this cost, a total of $2.0 million was recovered from offenders, 0.5 per cent more than the previous year.

12,253
criminal injury compensation applications

10,793
finalisations

$122.2m
awarded to victims of crime

$2m
recovered from offenders

Prisoners Review Board

The Prisoners Review Board considers prisoners' eligibility for early release from custody, sets or varies conditions of release and considers the suspension and/or cancellation of orders where appropriate.

The Prisoners Review Board is an independent statutory authority that is administered by the Department. During 2025/26, the Prisoners Review Board held 642 meetings, 53 more than the number of meetings held the previous year.

The Prisoners Review Board also determines whether to impose a Post Sentence Supervision Order upon liable offenders. The Prisoners Review Board considered 786 liable offenders and imposed 153 Post Sentence Supervision Orders during the year.

The Prisoners Review Board made 1,302 orders to release offenders on discretionary parole, which was 21.3 per cent higher than the 1,073 made in the previous year.

A comprehensive annual report for the Prisoners Review Board is provided to the Attorney General by the Chairperson under section 112 of the *Sentence Administration Act 2003*.

642
meetings held by Prisoner Review Board

786
liable offenders considered

153
Post Sentence Supervision Orders

1,302
release orders made by the Prisoner Review Board

Mental Impairment Review Tribunal

The Mental Impairment Review Tribunal reviews the cases of people who have been found unfit to stand trial because of mental impairment and who are subject to court orders made following special proceedings.

The Mental Impairment Review Tribunal is established under the *Criminal Law (Mental Impairment) Act 2023* (WA) which repealed the *Criminal Law (Mentally Impaired Accused) Act 1996* replacing the former Mentally Impaired Accused Review Board. The Mental Impairment Review Tribunal held 57 meetings in 2025/26.

A comprehensive annual report for the Mental Impairment Review Tribunal is provided to the Attorney General by the President under section 198 of the *Criminal Law (Mental Impairment) Act 2023*.

Supervised Release Review Board

The Supervised Release Review Board is responsible for determining the suitability of young offenders for release from detention into the community.

The Supervised Release Review Board is an independent statutory authority administered by the Department.

The Supervised Release Review Board is created under the *Young Offenders Act 1994* (WA) and is responsible for determining the suitability of juvenile offenders (young offenders) for release from detention into the community on a Supervised Release Order and to impose the conditions of that order. The Board met 57 times in 2025/26.

A comprehensive annual report for the Supervised Release Review Board is provided to the Minister for Corrective Services by the Chairperson under section 165 of the *Young Offenders Act 1994* (WA).

IN FOCUS

The Old Courthouse, Perth

Kalgoorlie Courthouse

Supreme Court of Western Australia

Heritage Buildings

The Department recognises that its heritage buildings are more than physical assets, they are important symbols of Western Australia's history, identity and democratic institutions. Through the stewardship of these significant sites, the Department is committed to preserving and protecting places that connect our community with the State's past while continuing to serve contemporary needs. Maintaining these buildings demonstrates the State Government's commitment to safeguarding heritage assets and ensuring they remain valued and accessible for future generations.

The Department is progressing plans for heritage conservation and restoration works at four significant court buildings, the Old Court House (1836), the Supreme Court (1903), Geraldton Courthouse (1897) and Kalgoorlie Courthouse (1898). Each building holds an important place in Western Australia's history, reflecting the development of the justice system and the communities it serves. The Old Court House is particularly significant as the first permanent courthouse established in Perth and remains one of the city's most important heritage landmarks.

While the Old Court House, celebrating its 190-year anniversary in 2026, now operates as a museum under an arrangement with the Law Society of Western Australia, the Supreme Court, Geraldton Courthouse and Kalgoorlie Courthouse continue to function as working courts, serving the daily needs of the community while preserving their historic character. Their continued use for the administration of justice provides a tangible link between Western Australia's legal heritage and its modern justice system. By investing in their conservation, the Department is helping to ensure these iconic buildings remain functional, relevant and appreciated by future generations of Western Australians.

Courts provide a number of rehabilitative programs that deliver treatment and support services to address the underlying causes of offending and help breaking the cycle of reoffending. These specialist courts provide offenders with access to treatment and support services to reduce their rates of return to the justice system.

Mental Health Court (Start Court and Links)

The Mental Health Court Diversion and Support Program comprises an adult program, Start Court and a children's program, Links.

The program provides a tailored response for individuals whose offending is linked to mental illness. Program participants are supervised by a court while they receive holistic treatment and support that addresses the underlying causes of their offending behaviour. This approach aims to improve participants' health and wellbeing, break the cycle of offending and provide an alternative to imprisonment and increase community safety.

The program is a joint initiative between the Mental Health Commission and the Department and involves dedicated and trained staff from multiple agencies including Legal Aid Western Australia, Aboriginal Legal Service of Western Australia, the Mental Health Law Centre, the Western Australia Police Force and the Department of Health, State Forensic Mental Health Services. Outcare, a non-government organisation and a private psychologist, also provide services to the program.

The adult component of the program, Start Court, operates as a dedicated court within the Perth Magistrates Court and the children's component, Links, offers clinical and psychosocial support to young people who appear before the Perth Children's Court.

Outcomes

- 275 referrals to the Start Court in 2025/26.
- 119 referrals to the Start Court Clinical Team for assessment, for phase one of the Start Court program.
- 66 people placed on phase two of the Start Court program.
- The Links Clinical Assessment Team provided advice, assessment or assistance in 688 cases in 2025/26, compared with 694 in 2024/25. Most of the work reflects Court Liaison work.

275
referrals to Start Court

119
referrals to Start Court Clinical Team

66
people on phase two of Start Court program

Perth Drug Court and Diversion Programs

The Perth Drug Court diverts serious offenders who have significant substance abuse problems into highly intensive and supervised treatment responses.

Participants who successfully complete a Drug Court program will have addressed their offending behaviour and may avoid a term of imprisonment to continue their rehabilitation in the community.

A series of diversion programs are also delivered within the Magistrates Court and Children's Court that specifically assist people with drug and/or alcohol related problems. These programs are jointly delivered by the Mental Health Commission and the Department. Participants in these programs can access treatment and counselling aimed at assisting them to break their cycle of drug and/or alcohol-related problems and offending.

Since 2013, offenders in the broader metropolitan area who experience alcohol-related problems have been able to access these programs. In response to the increasingly complex needs of offenders, the diversion programs are also available within other case management regimes including the Family Violence List and the Start Court.

Outcomes

- There were 289 referrals to the Perth Drug Court.

"In response to the increasingly complex needs of offenders, the diversion programs are also available within other case management regimes."

Intellectual Disability Diversion Program Court

Referrals to the Intellectual Disability Diversion Program Court are typically made by magistrates in general court lists, often at the suggestion of a defence lawyer, supporting agency, carer or family member.

The Intellectual Disability Diversion Program Court, at Perth Magistrates Court, seeks to reduce the number of individuals in the adult criminal justice system who may have one or more of the following diagnoses:

- Intellectual Disability.
- Cognitive Disability.
- Autism Spectrum Disorder.

The Court aims to work with individuals living in the community to:

- Reduce their future contact with the criminal justice system and thereby improve community safety.
- Increase their access to positive behaviour support with a focus on skill building and goal setting.
- Identify undiagnosed disability or impairment as well as physical and/or mental health issues.
- Achieve an outcome relating to their criminal charge(s) that is proportionate, fair, considers the interests of the victim of the offence, if any, and is appropriate to the circumstances of the accused's offence and their disability or impairment.

Outcomes

- There were 116 referrals to the Intellectual Disability Diversion Program Court.

General Court Intervention Program

The General Court Intervention Program is a pilot voluntary program for people residing in the community with charges before the Perth Magistrates Court.

It provides case management and priority access to programs and services at the earliest opportunity, to address identified needs that may contribute to offending behaviours. Palmerston Association, in partnership with Wungening Aboriginal Corporation, has been contracted to provide interventions through the joint venture known as Connect Wanju, a service tailored specifically for General Court Intervention Program participants.

Outcomes

- Completed its fifth full year at the conclusion of the reporting period.
- Provided priority services to 334 participants, primarily catering to mental health and alcohol and other drug counselling.
- Of those who successfully completed the program, 92.6 per cent received non-custodial dispositions.

5

full years
of operation

334

participants provided
with priority services

Family Violence List

The Family Violence List is available for criminal matters which have been identified as family violence matters in the Magistrates Court of Western Australia at Fremantle, Joondalup, Midland, Perth and Rockingham. Armadale Magistrates Court does not have a designated list but features of the Family Violence List model remain available.

A key feature of the model is a collaborative and integrated response from stakeholders which is supported by a Memorandum of Understanding and interagency collaboration between State Government departments including the Department of Communities, the Western Australia Police Force and the Department.

Barndimalgu Aboriginal Family Violence Court

Barndimalgu is an Aboriginal Family Violence Court operating in Geraldton, which is the only one of its kind in Western Australia.

Barndimalgu provides a culturally appropriate court-based model to meet the needs of the Geraldton Aboriginal community with the aim of reducing family and domestic violence.

Court Counselling and Support Services

A wide range of speciality services support the unique needs of people involved in the court system. Services support victims of crime, child witnesses, family violence victims, adults and children involved in Family Court of Western Australia parenting matters, and mentally impaired accused through the Communication Partner Program.

Victim Support Service

The Victim Support Service offers a range of specialist services to help victims of crime with their contact with the criminal justice system and to assist them in their recovery from trauma. The provision of this service often requires intensive case management and support to victims of crime.

These services are provided by telephone, video link, email and in person. A range of court-based information and support services to assist victims attending court is also available, together with help in preparing victim impact statements. The Victim Support Service also provides prosecution agencies with assessment reports to support applications to the court for vulnerable witnesses to provide their evidence by closed-circuit television.

The service is based in the Perth metropolitan area. Support services are also available to victims of crime in regional locations through the Victim Support and Child Witness Service.

Outcomes

- There were 19,280 referrals for victim support in 2025/26, compared to 18,817 the previous year. Offer of service letters were sent to all referred clients.
- Support and case management is provided to victims of crime who voluntarily request assistance. This year assistance was provided to 8,855 people in the Perth metropolitan and regional areas.

19,280
referrals for victim support

8,855
occasions of support in metro and regional WA

Child Witness Service

The Child Witness Service provides services to children who give evidence in all criminal jurisdictions. It provides an assessment, court preparation and support service to children under 18 years of age. The service provides advocacy to ensure children receive all their entitlements under the legislation and assists with the victim impact statements.

Child Witness Service continued to provide valuable training to a range of key stakeholders, including the Western Australia Police Force, the Office of the Director of Public Prosecutions and other agencies about the impact on children who give evidence. Training included appropriate ways to interact with children to ensure the best possible outcomes for them and to support children so they may provide the best evidence possible to the courts.

It is based in the Perth metropolitan area. In addition, support services are available to child witnesses in regional locations via the Victim Support and Child Witness Service.

Outcomes

The following include details about victim support services delivered from both the Child Witness Service in the Perth metropolitan area and Victim Support and Child Witness Service in regional locations:

- There was an increase in new child witness referrals, with 1,440 new referrals in 2025/26 compared to 1,378 in the previous year. Offer of service letters and follow-up support were provided to all referrals.
- 60 per cent of child witness clients were aged between 13 and 17 years.

Family Violence Service

The Family Violence Service provides services to victims of family violence in the Magistrates Court at Armadale, Fremantle, Joondalup, Midland, Perth and Rockingham.

This includes supporting family violence victims who make an application for a restraining order and/or are involved in a Family Violence List criminal matter. The service also assists judicial officers in the Family Violence List through the provision of bail risk assessment reports, supports victims of family violence offences who are a witness for a trial in the Magistrates Court, and provides assessment reports to support applications to the court for vulnerable witnesses to provide their evidence by closed-circuit television.

Outcomes

- There were 6,018 new referrals in 2025/26, up from 5,748 in the previous year. Assistance and support were provided to all referrals.

Family Court Counselling and Consultancy Service

The Family Court Counselling and Consultancy Service provides services relevant to child-related proceedings in the Family Court. The service assists the court to case manage and assess child-related proceedings, gathering information and reporting back to the presiding magistrate or judge. The Family Court Counselling and Consultancy Service provides assessment through either a case assessment conference, child inclusive conference or child review conference.

Outcomes

- The Family Court Counselling and Consultancy Service received 1,331 new referrals in 2025/26 compared to 1,171 the previous year.

Communication Partner Program

The Communication Partner Program is a Perth-based Statewide service established in September 2024 under the *Criminal Law (Mental Impairment) Act 2023*. The service facilitates communication between courts and the Mental Impairment Review Tribunal and accused and supervised persons with mental impairment.

Communication Partners conduct individualised assessments that provide impartial communication recommendations and advice. This helps mentally impaired accused and supervised persons best understand and participate in court and tribunal proceedings.

Communication Partners attend proceedings and facilitate communication to support meaningful participation. Communication Partners are impartial, they are not a support person, advocate, interpreter or expert witness.

Outcomes

- There were 66 referrals to the service in 2025/26 from the four criminal Courts and the Tribunal, a fourfold increase in the first year of the service.

66

referrals to the Communication Partner Program

The following services support the operations of courts and tribunals across the state.

Court Risk Assessment

The Department supports the safe and secure operation of courts and tribunals across Western Australia. This includes identifying and treating risks and threats, reviewing security infrastructure and technologies, delivering staff security training and coordinating residential security arrangements for the judicial officers.

These activities also support the Office of the Public Advocate and the Sheriff's Office of Western Australia.

The Department undertakes regular security reviews of courthouses across Western Australia and uses an intelligence-led approach to identify and mitigate risks, helping to ensure that court facilities, staff, judicial officers and court users remain safe and secure.

Outcomes

- Security upgrades were undertaken at the Sheriff's Office, Joondalup, Stirling Gardens, Bunbury, Carnarvon, Manjimup, South Hedland, Geraldton, Kununurra, Moora and Midland Courthouses along with the construction and commissioning of three security control rooms and associated works to support them at Northam, Busselton and Karratha.
- Continued to undertake and finalise reviews and upgrades of court security infrastructure and technologies across the State.
- Continued to facilitate judicial residential security assessments and inductions across the State aligned with staff security training.

"The Department undertakes regular security reviews of courthouses across Western Australia."

Sheriff of Western Australia

The Sheriff of Western Australia is responsible to the courts for the delivery of enforcement services associated with civil court orders, criminal court fines and outstanding infringements or penalties referred to the Fines Enforcement Registry of the Magistrates Court.

The Sheriff is also responsible for provision of jury services to the Supreme Court and District Courts. The Sheriff holds appointments as Marshal of the Family Court, Deputy Marshal of the High Court and Deputy Sheriff of the Federal Court of Australia. The position's authority is vested from a range of State and Federal legislation, each with a statutory responsibility to the courts.

Civil Enforcement

The Civil Enforcement team is responsible for the service of processes and enforcement of orders and warrants issued by the courts from civil proceedings and for the service of witness summonses on behalf of the Office of the Director of Public Prosecutions. These services are provided directly by the Sheriff's Office in the Perth metropolitan region for Supreme and District Court matters and through a network of bailiffs appointed by the Sheriff for Magistrates Court matters across the State, with the bulk of that work undertaken by Baycorp (WA) Pty Ltd under contract with the Department.

Outcomes:

- The Sheriff's Office received 2,566 witness summonses to serve on behalf of the Director of Public Prosecutions, as well as 192 criminal injury compensation claims and 1,635 State Administrative Tribunal guardianship orders for service this financial period.
- A total of 489 arrest warrants were lodged, requiring respondents to be brought before the court.
- There were 670 evictions lodged under Property Seizure and Delivery Orders.

Criminal Enforcement

The Sheriff's Office Criminal Enforcement Team consists of the execution of enforcement warrants issued to the Sheriff by the Registrar of the Fines Enforcement Registry. This occurs when the Fines Enforcement Registry has not been able to recover outstanding court fine or infringement amounts. This work is performed through the Sheriff's Office Criminal Enforcement Team and regional Sheriff Community Development Officers. Baycorp, contracted by the Department, also performs this work.

The number of enforcement warrants received for the period 2025/26 totalled 81,194.

Under the *Fines, Penalties and Infringement Notices Enforcement Act 1994*, the Sheriff is provided with a suite of enforcement powers that enable the effective collection of outstanding fines and infringements for which enforcement warrants have been lodged. These powers support targeted enforcement activity including garnishing bank accounts, lodging memorials against real property, and targeted field enforcement activity such as mobilisation of vehicles.

Outcomes:

- There was a total of $18.5 million in collections for 2025/26 compared to $17 million in 2024/25.
- The Sheriff's Office sent 10,651 Requests for Information and issued 2,454 Bank Account Garnishee Orders during this reporting period. The revenue collected from garnishee increased by 134 per cent from $982,758 in 2024/25 to $2.3 million in 2025/26.
- The number of memorials lodged against real property increased from 382 in 2024/25 to 552 in 2025/26. The Criminal Enforcement Team also undertook significant vehicle-based enforcement, clamping seven vehicles, seizing 13, and removing 134 registration plates from debtors' vehicles.

$18.5m
in outstanding collections

10,651
requests for information

552
memorials lodged

Jury Services

Jurors participate in Supreme Court and District Court jury trials held in metropolitan and regional higher court locations in Western Australia. The Department assists community members who have been summoned for jury duty to understand and meet their civic responsibilities as jurors. This is reflected by the continued development of a central Jury Services Hub and ongoing training.

Outcomes

- During 2025/26, 46,729 people were summoned for scheduled jury trials. Of these, 18,439 people attended those jury trials that commenced.

46,729
people summoned for jury trials

18,439
of people summoned attended jury trials

Strategic Business Development

Strategic Business Development provides services to all courts and tribunals across Western Australia.

The directorate is responsible for the provision of human resources, financial management, infrastructure and contract management, strategic and business planning and the provision of data to ensure effective decision-making.

Outcomes

- Managed the implementation of key State and Commonwealth legislative reform.
- Developed the Courts Long Term Infrastructure Plan to identify and inform investment required in Court and Tribunal Services assets and inform the Justice Strategic Asset Plan.
- Improved business intelligence capabilities to strengthen divisional reporting and support business outcomes.
- Completed obligatory financial and performance reporting.
- Supported the division with major contractual processes to support service delivery.
- Ongoing development of training approaches and programs.

eCourts and Digital Transformation

The Courts Technology Group is responsible for the development, maintenance and technical support of all court and judicial applications, focusing on eCourts and digital transformation of the Integrated Courts Management System and eCourts Portal of Western Australia. This extends to audio-visual systems across Western Australian courts and tribunals, enabling secure real-time audio and video connections between metropolitan, regional and remote locations.

Outcomes

The Department continued to deliver progressive improvements in line with its digital transformation program for the Integrated Courts Management System.

- In 2025/26, there were 67,997 court appearances by persons in custody, of which 63,406 (93.3 per cent) were conducted via video conference.
- Enhancements to case management systems to support all Courts and Tribunals in Western Australia and to assist with the implementation of legislative change.
- Comprehensive review of the Court Technology Group's Application Lifecycle Management software replacement options for enhanced project delivery and customer service management.
- Strengthened cybersecurity measures.

Major projects and enhancements

Outcomes

- Full Audio Visual Refresh: South Hedland, Derby and Esperance courts.
- Deployment of Microsoft Teams Room to four meeting rooms located in David Malcolm Justice Centre and one Court of Appeal meeting room in the Supreme Court Stirling Gardens 1987 building.
- Shared Network Services: A successful collaboration with the Western Australia Police Force enabled shared network services at a further three remote police court locations, improving connectivity and access to justice services.
- Supreme Court Mediation Room Upgrade: Complex project to enable two separate rooms to be used as discreet or combined rooms within the David Malcolm Justice Centre.
- Court Recording System Upgrade: A continuing project to replace the existing server-based For The Record (FTR) recording system with Asgard Edge, offering enhanced reliability, automated microphone logging and future support for speech-to-text services.
- Enhancement of the OBS Studio chambers audio recording solution: Implemented and deployed an audio recording solution to support virtual hearings in the Family Court of Western Australia.

Library and Information Services

The Department continued to support the work of the judiciary, government legal officers and legal practitioners outside of the Department, with library and information services.

The Law Library Advisory Committee provides professional oversight of the Law Library collection and services. This Committee is chaired by a Judge of the Supreme Court and includes representatives of The Law Society of Western Australia, the Western Australian Bar Association, the Legal Practice Board of Western Australia and the Department.

Continuing Professional Development and training initiatives continue to be a focus and regular legal research training sessions are offered.

Justices of the Peace

A Justice of the Peace is a voluntary and statutory position involving a range of duties and responsibilities, most commonly including witnessing of documents. The Department has responsibility for supporting and training Justices of the Peace.

Outcomes

- Provided training opportunities for the State's 2,510 Justices of the Peace.
- In 2025/26, 27 training sessions were offered with five in the metropolitan area, two in regional or country locations and 20 online modules.
- A total of 460 Justices of the Peace registered to participate in approved Departmental training sessions. As they no longer perform judicial duties, the number of Justices of the Peace enrolling in training has reduced.

Volunteers

Volunteers have an important role in supporting the delivery of justice services across the State. The Department's Family Violence Service, Victim Support Service and Child Witness Service all use volunteers to support victims of crime going through the court process. This includes providing court support to witnesses when they are giving evidence in court through to assisting victims between different locations within the courthouse. Additionally the 2,510 Justices of the Peace are voluntary positions. The Department extends its sincere thanks to all the volunteers for their contribution to justice services.

460
Justices of the Peace registered for approved training

27
training sessions

Corrective Services

In this section:

Achievements

- Safety, respect and trust
- Reduce reoffending
- Partnerships with Aboriginal people
- Empowering our people
- Youth justice

Performance Facts

- Adult Prison
- Community
- Young people

Performance Commentary

- Safety and security
- Quality of custodial regimes
- Rehabilitation
- Workforce capability
- Overall performance
- Legislation reporting

The Department keeps the community safe and secure by managing the State's prisons, youth detention, work camps and people on probation, parole and other community orders.

Outcomes

Corrective Services continue to work towards:

- Building safe and inclusive communities.
- Reducing the overrepresentation of Aboriginal people in the justice system.
- Safely diverting and rehabilitating people from the justice system preventing their return.
- Ensuring fit-for-purpose infrastructure.

The Corrective Services System

Adult Prisons

8 **Metropolitan prisons**

8 **Regional prisons**

5 **Regional workcamps**

Statewide prison industries

Services

Safe, secure and humane custody and trauma-informed care

Outcome

Maintains safe, secure and compliant custodial environments while supporting behaviour change and reintegration and safe transition to the community

Young People

Delivers youth justice and specialist services in the community and centres for young people in detention

Services

Community supervision and detention.

Specialist and trauma-informed supports

Targeted programs and interventions

Outcome

Focuses on diversion, rehabilitation and reducing reoffending through targeted programs and support services

Offender Services

Delivers integrated correctional services that support rehabilitation, reduce re-offending and enhance safety across custody and community

Services

Community corrections

Health and wellbeing services

Rehabilitation and reintegration

Outcome

Supports throughcare and addresses drivers of offending

Operational Support

Provides system-wide functions to enable safe and effective operations

Services

Security and emergency response

Intelligence and risk management

Policy, compliance and oversight

Partnerships and contract management

Outcome

Enables safe, consistent and accountable system performance

A connected Corrective Services contributing to a safer Western Australia

Achievements

Corrective Services continued to focus on improving community safety, supporting rehabilitation and building a stronger, more sustainable correctional system. The following achievements demonstrate progress toward those goals.

Launched in July 2025, the Corrective Services Strategic Plan 2025–2030 (the Plan) sets the long-term direction and vision for a connected system contributing to a safer Western Australia and supporting the State Government's priority of Building Safe and Inclusive Communities.

Corrective Services made measurable progress against its priorities, including implementation of the Plan and securing budget approval for key initiatives. This included targeted funding to respond to sustained prison population growth, expand custodial capacity, strengthen frontline staffing and safety, and support the continued delivery of custodial services.

Across custody and the community, efforts remained focused on community safety through the secure management of people in custody and under supervision, while supporting rehabilitation and reducing future offending.

Build a strong culture of safety, respect and trust

The Department maintained a strong focus on workforce safety and wellbeing, reinforcing a culture of safety, respect and trust. Concentrating on safety leadership and respectful behaviours supported transparency amid increasing operational pressures.

The system response to increasing prison population pressures was strengthened during the reporting period through the establishment of the Population Incident Response Team, which coordinated a whole-of-system approach to rising demand. Improved risk identification informed decision-making and enabled integrated management across custodial, security, workforce and infrastructure functions. This time-limited response has since transitioned to a sustainable model embedded within the Corrective Services Operations Centre, maintaining coordination and system oversight in the context of elevated demand.

These system responses improved the Department's ability to manage increasing custodial demand and maintain safe and stable operations, ensuring the continued delivery of critical services.

Corrective Services' emergency management capability was enhanced through implementation of the Emergency Management Framework and Fire Safety Strategy. Training in protective equipment improved fire risk controls, while expanded breathing apparatus capability strengthened preparedness and response. Coordinated emergency exercises and structured after-action reviews reinforced governance, consistency and continuous improvement.

Investment in workforce capability further reinforced these outcomes. Two hundred and seventy custodial staff were trained in the Australasian Inter-service Incident Management System (AIIMS), alongside specialist response and leadership programs. This focus contributed to a more capable and resilient workforce. Systems-level workforce planning was enhanced through data-driven analysis and long-term planning. Prisoner population projections informed investment, infrastructure and staffing decisions, while safer staffing analysis provided a more comprehensive understanding of custodial and non-custodial workstreams. A modern custodial workforce planning model was implemented to inform recruitment, training and future requirements across adult and youth custodial services, sustaining the workforce pipeline.

> In parallel, a Workload Management System review developed an evidence-based understanding of workload across Adult Community Corrections. This informed updated workload benchmarks, a Workload Allocation Model and workforce initiatives, including the 2025 Remote Service Support Team. Implementation is underway, with consultation in progress. Initiatives focused on wellbeing, leadership capability, safety, workforce planning and reporting are expected to improve sustainability and operational effectiveness.

Create environments that facilitate positive change to reduce reoffending

Rehabilitation remained a key focus for Corrective Services, supporting efforts to reduce reoffending and improve reintegration outcomes. Structured activities, treatment, education, vocational training and work opportunities enabled people in our care to build skills, address offending behaviour and achieve successful reintegration.

Education and employment pathways supported reintegration by improving literacy, employability and independence. More than 8,000 prisoners participated in accredited education and training during 2025/26.

Services were expanded to address complex health and wellbeing needs of people in our care. Programs such as the Intellectual Disability Diversion Program provided through Court and Tribunal Services provided access to assessment, disability services and therapeutic supports.

Sexual offender intervention programs were modernised. A contemporary, evidence-based suite replaced legacy programs, improving responsivity and promoting behavioural change.

Rehabilitation programs for women delivered strong outcomes. At Wandoo Rehabilitation Prison, 119 women participated in the Therapeutic Alcohol and Other Drug program, enabling women to address substance use and successfully transition back into the community. More accessible placement pathways contributed to an increase in Aboriginal women participating in residential programs.

8,000+

prisoners participated in accredited education and training

119

women participated in the Therapeutic Alcohol and Other Drug program at Wandoo

Bandyup Women's Prison delivered programs for women including Leave Safe Stay Safe in conjunction with the Office of the Commissioner for Victims of Crime, Be the Best You Can, the Empowered Futures program delivered with the Curtin Tax Clinic, and its first Western Australian Aboriginal Leadership Program.

Work camps, custodial sites and Prison Industries provided structured skill development opportunities that built responsibility, independence and confidence. Prison Industries also contributed to custodial sustainability through the provision of core goods and services.

At Karnet and Pardelup Prison Farms, prisoners worked in large-scale dairy, livestock and cropping operations undertaking accredited training and building work readiness. At Pardelup, 75 per cent of the population progressed through the education centre, completing short courses such as machinery operation, tractor use and chemical handling.

Work in Community (Section 95) programs provided structured community-based employment, including a partnership between West Kimberley Regional Prison and the Shire of Derby, where people in the care of the Department were embedded in local work crews.

> Partnership arrangements with the Departments of Fire and Emergency Services and Biodiversity, Conservation and Attractions supported fire mitigation and emergency management activities across prevention, preparedness, response and recovery. These initiatives contributed to protecting Western Australian communities while enabling prisoners to build transferable skills, work readiness and community connections.

Drive better outcomes and positive change by partnering with Aboriginal people

The Department supported culturally responsive, trauma-informed service delivery through partnerships with Aboriginal Elders, leaders, peak bodies and organisations, enhancing wellbeing and connections to family, Country and community. Co-design remained central, recognising culture as critical to safety, rehabilitation and reducing over-representation.

Culturally responsive, place-based programs supported identity and rehabilitation outcomes for Aboriginal people in custody, with Aboriginal providers promoting language, leadership and community connection. Language and leadership programs were delivered across metropolitan and regional sites, including Noongar and Wirlomin language and Aboriginal leadership programs.

> The Aboriginal Ethnicity Reporting Project enhanced the collection and use of cultural information within offender management systems. As the first initiative of its kind in Australian corrections, the project was developed in partnership with Aboriginal stakeholders and national agencies, and improved recognition of cultural connections and supported more responsive service delivery.

Culturally appropriate recruitment approaches were implemented through regional outreach and engagement, improving accessibility for Aboriginal and Torres Strait Islander applicants across metropolitan, regional and remote communities. Tailored communication methods increased participation and pathways into Corrective Services roles.

This commitment to culturally responsive practice and representation was demonstrated through the appointment of a Director Aboriginal Health Services, embedding Aboriginal leadership and cultural authority within governance and service planning.

> The Yiwarra Kuju Program (Western Desert Justice Program) further demonstrated the impact of Aboriginal-led, culturally designed approaches, with four years of ongoing funding secured through a Government commitment delivered in partnership with Kanyirninpa Jukurrpa. An evaluation confirmed it is a more effective way of working, delivering improved outcomes for Martu through programs designed by Martu, for Martu.
>
> The program embeds culture as the foundation of service delivery through strong governance and end-to-end cultural case management. It links justice with housing, health, education, employment and transport services to support improved outcomes.
>
> In 2025/26, the program delivered cultural workshops, advisory panel hearings and yarning circles at Roebourne Regional Prison, alongside cultural awareness training for staff.

These demonstrate the value of partnership and Aboriginal leadership in improving outcomes and supporting long-term system change.

Develop a high performing organisation where our people are empowered

The Department strengthened key system enablers to support a high-performing and adaptable organisation, focusing on workforce capability, leadership, innovation and modernised service delivery. These efforts enhanced organisational resilience and the ability to respond to increasing demand.

Investment in workforce capability and development remained a priority. The Corrective Services Academy delivered foundation training to more than 400 new operational staff, increasing frontline capacity across custodial and community settings. Expansion of regional training further improved workforce sustainability by enabling locally recruited staff to be trained and deployed within their communities.

Targeted learning initiatives supported continuous capability uplift. Specialist training, Train-the-Trainer programs and engagement with expert practitioners enhanced professional practice and enabled staff to operate effectively in complex environments. Clinical assessment and intervention staff were provided with training, development, secondment and placement opportunities, improving clinical capability and retention. Leadership capability was advanced through programs such as Senior Officer and Unit Manager training, alongside increased opportunities for internal promotion and career progression.

400+

new operational staff trained by the Corrective Services Academy

Family and domestic violence-informed practice capability was strengthened through implementation of the Safe & Together model. State Government-funded training and Train-the-Trainer programs were delivered across Rehabilitation and Reintegration, Adult Community Corrections and Youth Justice, enhancing frontline responses and building sustainable internal capability.

Technology and innovation enhanced operational capability and workforce safety through expanded body worn camera capability, advanced screening technologies and targeted security initiatives, including drone detection technology at Karnet Prison Farm, staff technology pilots at Eastern Goldfields Regional Prison, and automatic number plate recognition capability at metropolitan prisons.

Recruitment activities remained aligned to workforce planning priorities, supported by targeted campaigns and engagement with diverse talent pools across metropolitan, regional and remote locations. This included expanded outreach and targeted attraction strategies to strengthen workforce capability and support long-term growth. These efforts contributed to improved staffing levels and supported the implementation of the Towards 1200 Program, a Corrective Services initiative launched in 2024/25 to recruit 1,200 new Prison Officers over three years, with recruitment continuing through to 2027/28. Progress continued towards increasing frontline staffing, maintaining service continuity and building a sustainable pipeline of trained and job-ready staff to meet future operational needs.

In parallel, progress continued on infrastructure and systems initiatives to support future service delivery. The Long-Term Custodial Infrastructure Plan advanced through a range of measures to increase system capacity and respond to sustained population growth, including expansion of Acacia Prison, planning and preparatory works for the Casuarina Prison expansion stage three, and initiatives to deliver additional capacity across the custodial estate.

Long-term service continuity was secured through extension of the Acacia Prison Services Agreement to 2031. The Government approved $181.1 million in November 2025 to deliver 320 beds, increasing capacity to 1,920 prisoners. A further $45.6 million was allocated in the 2026/27 State Budget to deliver an additional 160 beds, increasing the total capacity of Acacia Prison to 2,080.

Additional investment also supported capacity initiatives across the custodial estate, including the delivery of approximately 100 additional beds through the expansion of double-bunking arrangements.

Together, these initiatives demonstrate a coordinated and forward-focused approach to building a capable organisation.

Measurable progress in youth justice outcomes

The Department delivered improved outcomes for young people across the justice system. Performance reflected progress in diverting young people from deeper system involvement and improving safety and wellbeing across community and custodial settings.

The majority of young people who came into contact with the justice system were supported in the community, with around 93 per cent managed through diversion pathways, case management and community-based services, and fewer in detention.

Reform was advanced through the launch of the Corrective Services Young People Strategy 2025–2030 in November 2025, providing a clear, long-term framework. The Strategy reinforces a coordinated, consultative, culturally informed and evidence-based approach across community and custodial services.

Within youth detention, the implementation of a trauma-informed model of care improved engagement in education, programs and therapeutic activity. Structured daily routines and increased access to supports resulted in more than nine hours out of cell on average each day and strong participation in education.

Workforce stabilisation and targeted capability uplift improved safety, staff wellbeing and engagement with young people, supporting operational continuity. Investment in specialist roles, including a Strategic Advisor Aboriginal Services – Young People, and increased frontline staffing enhanced support. Training in trauma-informed practice, cultural competency and suicide prevention supported service delivery.

Reform initiatives, including the co-designed Cultural Security Framework, enhanced culturally safe and respectful environments for Aboriginal young people.

Safety and wellbeing improved, including reductions in serious incidents and self-harm, supported by multidisciplinary approaches, expanded cultural supports and increased involvement of Aboriginal Youth Support Officers.

In May 2026, the Department launched the updated Youth At Risk Management System (ARMS) manual and training. The revised ARMS aligns with contemporary best practice and embeds the Social and Emotional Wellbeing framework, recognising the importance of culture, family, identity and connection to Country.

Targeted infrastructure investment further improved support for vulnerable young people. The opening of the purpose-built Crisis Care Unit, Djin Djinaby, at Banksia Hill Detention Centre in April 2026 provided a specialised, health-led environment, improving access to clinical care and safer management of complex needs.

IN FOCUS

Participants in the launch of the Cultural Security Framework for Youth Detention

Ngalang Bidee: Our Path – Co-designing an Aboriginal Cultural Security Framework for Youth Detention in Western Australia (WA)

In partnership with the Council of Aboriginal Services Western Australia (CASWA), the Department has co-designed Western Australia's first Cultural Security Framework for Youth Detention. This work supports the Corrective Services Young People Strategy 2025–2030 and contributes to reducing the overrepresentation of Aboriginal young people in detention.

Cultural security is central to the Department's reform agenda, supporting a shift from crisis response to a sustainable, trauma-informed and culturally safe model of care. The Framework provides a foundation for building trust and improving outcomes for Aboriginal young people, their families, and communities.

Co-designed with young people in detention, Aboriginal leaders, community members across the State, and more than 250 staff, the Framework is the first of its kind in Justice. It embeds cultural security across all areas of youth detention, from daily operations to decision-making and interactions, reinforcing that cultural responsibility is shared across the workforce.

The Framework aligns with the Department's priorities and Closing the Gap commitments, particularly strengthening shared decision-making and improving justice outcomes. Its influence is already evident in service delivery and infrastructure.

At Banksia Hill Detention Centre, the Djin-Djinabiny (Good Spirits Becoming) Crisis Care Unit, opened in April 2026, providing a culturally safe and therapeutic environment for vulnerable young people. With 24-hour mental health support, the unit enables short-term care for those experiencing acute distress, alongside access to education, programs, and cultural support from Elders and mentors.

The Framework has also informed the design of the new Youth Detention Facility, due for completion in 2028. Guided by an Aboriginal Advisory Group, the facility incorporates trauma-informed design, cultural safety principles, and therapeutic spaces for young people with complex needs.

These reforms are delivering sustained improvements. Young people now experience more structured routines, with over nine hours out of cell each day, enabling greater engagement in education, programs, recreation, and cultural supports.

This progress reflects strong partnerships, with important contributions from Aboriginal peak bodies, service providers, Elders, and community leaders across Western Australia.

Performance

Corrective Services operated in a complex environment, with sustained growth in the adult custodial population shaping operational priorities across infrastructure, workforce and service delivery. This required a coordinated and proactive response to maintain safety, stability and service standards across the custodial estate.

Average Daily Adult Prison Population

Adult Prison Population (Daily Average)	2025/26	2024/25	Change
Overall[1]	**8,560**	**8,078**	**6.0%**
Prison Region			
Metropolitan	6,162	5,810	6.1%
Regional	2,398	2,268	5.7%
Gender			
Male	7,687	7,242	6.1%
Female	872	836	4.3%
Aboriginality			
Aboriginal and Torres Strait Islander	3,764	3,646	3.2%
Non-Aboriginal	4,795	4,432	8.2%
Security Rating			
Maximum	2,568	2,483	3.4%
Medium	4,031	3,845	4.8%
Minimum	1,960	1,750	12%

[1] *Includes persons whose gender or Aboriginality is unknown. The sum of the sub-groupings may not equal this total due to rounding.*

IN FOCUS

Bulujari Guma – Forward Together

A training program at Roebourne Regional Prison is supporting Aboriginal prisoners to access employment in the Pilbara's iron-ore rail industry while maintaining connection to Country.

Developed through a collaboration between Roebourne Regional Prison's Career and Employment Services, CAT5 Rail, Iron Training and a range of industry and community partners, the nine-week program delivers a Certificate II in Rail Infrastructure – Track Work.

Named Bulujari Guma ("Forward Together") by Ngarluma Elders, the initiative places strong emphasis on cultural respect, rehabilitation and community connection. Participants described it as meaningful, empowering, and a genuine pathway to employment and a better future.

The program relies on strong partnerships and shared commitment. Industry and community stakeholders contributed resources and expertise to ensure the program's success.

Programs such as Bulujari Guma highlight the value of collaboration in creating employment pathways aligned to industry demand. It demonstrates how culturally informed, industry-linked training can support rehabilitation, reduce barriers to employment and contribute to regional workforce development, helping individuals build safer, more stable futures on release.

Bulujari Guma participants undertaking training at Roebourne Regional Prison

Work In Community (Section 95 programs)

Section 95 work programs provide eligible minimum-security prisoners with supervised opportunities to work in the community, supporting rehabilitation, skill development and reintegration. All participants are carefully assessed to ensure suitability.

Programs operate across work camps and custodial sites statewide in partnership with local governments, emergency services, not-for-profit organisations and community groups, strengthening community connections while supporting local initiatives. These programs support rehabilitation while delivering social and economic benefits to communities across Western Australia.

Section 95 Community Work Program Activity

Section 95 Activity	2025/26	2024/25	Change
Total Activity Hrs	147,936	126,140[1]	17.28%
Community work	87,710	78,975	11.06%
Government work	60,226	47,165	27.69%
Total Labour Value ($million)	3.69m	3.05m	20.98%

[1] *Please note that an error was detected in the reporting of Total Activity Hours for the 2024/25 period. The correct figure is 126,140.*

"These programs support rehabilitation while delivering social and economic benefits to communities across Western Australia."

Bushfire mitigation as part of the Section 95 work programs.

Prison Industries

Prison Industries supports rehabilitation and reintegration by providing prisoners with access to meaningful employment, vocational training and skills development across a range of industries, including dairy, abattoir, bakery, textiles, carpentry, metalwork and horticulture.

Participation enables prisoners to develop practical skills, work habits and qualifications that support employment on release, while encouraging positive behaviour and engagement in rehabilitation pathways. Prison Industries also contributes to the sustainability of the custodial system through the provision of core goods and services, delivering significant economic and operational value.

Prison Industries Production Outcomes ($million)

Prison Industries	2025/26		2024/25		Change in Value %
	Value ($m)	Quantity	Value ($m)	Quantity	
Total Food Produced	$29.67		$29.55		0.41%
Processed Meat Products (kg)	$17.31	951,190	$17.36	963,578	-0.29%
Dairy Milk (L)	$3.77	1,880,000	$3.67	1,830,000	2.72%
Eggs (dozen)	$0.54	111,416	$0.55[1]	114,873[1]	-1.82%
Fruit & Vegetables (units)	$1.71	701,218	$1.56	605,656	9.62%
Bread, Bakery & Processed Veg.	$6.34		$6.41		-1.09%
Total Value of Labour ($24.95 per hour)	$224.54 approx.		$200.6m approx.		11.93%

[1] *Eggs (consumption) reporting correction*

Please note that an error was detected in the reporting of Eggs (Consumption) for the 2024/25 reporting period1. The value previously reported, 160,248 doz eggs, included eggs produced internally and purchased externally to make up shortfall. The correct figure is 114,873 doz eggs to a value of $550,000.

"Participation enables prisoners to develop practical skills, work habits and qualifications that support employment on release."

Adults managed in the community

Adult Community Corrections supervises adult offenders serving sentences in the community, including those on bail, subject to court orders, on parole or under post-sentence and high-risk supervision arrangements. It also manages individuals subject to mental impairment legislation across custodial and community settings.

Community-based supervision provides an alternative to custody, supporting accountability while enabling individuals to remain connected to family, employment and community, and contributing to rehabilitation and safer communities.

Average Daily Adult Community Corrections Population[1]

Adult Community Corrections Population[1] (Daily Average)	2025/26	2024/25	Change
Overall	7,401	6,707	10.3%
Gender[1]			
Male	5,738	5,212	10.1%
Female	1,658	1,491	11.2%
Aboriginality[2]			
Aboriginal	2,729	2,442	11.8%
Non-Aboriginal	4,512	4,174	8.1%
Order category[3]			
Bail order	1,173	943	24.4%
Court order	5,220	4,711	10.8%
Early release order	947	952	-0.5%
Work development order	40	44	-9.1%
Post sentence order (inc. High Risk Offenders)	236	232	1.7%

[1] *Includes all persons with an active Adult Community Corrections order regardless of custodial status excluding through care orders.*

[2] *Includes persons whose gender or Aboriginality is unknown. The sum of the subgroupings may not equal this total due to rounding.*

[3] *Does not total to overall as an individual could be counted in multiple categories.*

"Community-based supervision provides an alternative to custody, supporting accountability while enabling individuals to remain connected to family, employment and community."

Young people managed in custody

Youth detention services focus on the safe, secure and rehabilitative care of young people, supported by a trauma-informed, therapeutic model of care. This approach prioritises safety, cultural security and rehabilitation, with structured daily routines, education, programs and access to psychological and cultural supports. Services address the complex and often trauma-related needs of young people, while supporting their progression through the justice system and reintegration into the community. Delivery is informed by evidence-based practice and a through-care approach that emphasises continuity of support, partnerships with other agencies, and culturally responsive services, including Aboriginal-led initiatives.

Average Daily Youth Detention Population

Youth Detention Population (Daily Average)	2025/26	2024/25	Change
Overall[1]	79	70	12.9%
Sentence Status			
Sentenced	26	24	8.3%
Unsentenced	53	46	15.2%
Gender			
Male	74	65	13.8%
Female	5	6	-16.7%
Aboriginality			
Aboriginal	52	43	20.9%
Non-Aboriginal	26	27	-3.7%
Average Out of Cell Hours			
Banksia Hill Detention	9h 23 mins	9h 57 mins	-5.7%
Unit 18	9h 12 mins	8h 12 mins	12.2%

[1] *Includes persons whose gender or Aboriginality is unknown. The sum of the sub-groupings may not equal this total due to rounding.*

> "Services address the complex and often trauma-related needs of young people, while supporting their progression through the justice system and reintegration into the community."

Young people managed in community

Youth Justice Services in the community focus on diverting young people from deeper involvement in the justice system and supporting rehabilitation through supervision and targeted interventions. Services are delivered through community-based centres across Western Australia and include statutory supervision, Juvenile Justice Teams and court conferencing. A trauma-informed, evidence-based approach underpins service delivery, addressing individual risk and protective factors while recognising the impact of trauma and developmental needs. Services are culturally responsive and delivered in partnership with other agencies and Aboriginal communities to support reintegration, strengthen family and community connections, and reduce reoffending.

Average Daily Youth Justice Services Population

Youth Justice Services Population[1] (Daily Average)	2025/26	2024/25	Change
Overall[2]	1,107	1,228	-9.9%
Gender			
Male	828	919	-9.9%
Female	279	309	-9.7%
Aboriginality			
Aboriginal	706	734	-3.8%
Non-Aboriginal	311	355	-12.4%
Service category[3]			
Court order (including Bail)	423	437	-3.2%
Supervised Release Order	28	31	-9.7%
Youth Justice (including Court Conference referrals)	546	544	0.4%
Other Youth Justice Services	217	350	-38.0%

[1] *Includes all young persons with an active Youth Justice service regardless of custodial status.*

[2] *Includes young persons whose gender or Aboriginality is unknown. The sum of the sub-groupings may not equal this total due to rounding.*

[3] *Does not total to overall as an individual could be counted in multiple categories.*

"Services are culturally responsive and delivered in partnership with other agencies and Aboriginal communities to support reintegration, strengthen family and community connections, and reduce reoffending."

Coordinated Community Corrections Supporting Rehabilitation

Steve, a 48-year-old man, entered the criminal justice system with offending linked to long-standing disadvantage. Following the breakdown of his marriage, he developed a methamphetamine dependency, resulting in loss of employment, homelessness and declining mental health. In 2025, the death of his son further contributed to significant grief, depression and anxiety.

Following a pre-sentence report and psychiatric assessment, Steve was accepted into the Start (Mental Health) Court program in December 2025. A structured case management plan addressed the underlying drivers of his offending, supported by coordinated engagement with mental health services, counselling and substance use treatment. After a relapse, ongoing supervision by a Community Corrections Officer provided accountability and support, including targeted intervention and a tailored safety plan.

Steve demonstrated strong engagement throughout the program, completing seven months without reoffending. He achieved abstinence, stabilised his mental health and secured independent accommodation.

This case highlights how coordinated support and structured supervision can address the drivers of offending, strengthen stability and reduce the risk of reoffending.

For privacy reasons, the individual's details have been changed.

Adult Community Corrections staff working in the Intellectual Disability Diversion Program and Mental Health Court Diversion and Support Program.

Performance Notes

Performance outcomes in 2025/26 reflect progress achieved through targeted reform and investment, alongside continued growth in demand across corrective services.

Safety, security and operational control

Corrective Services operated in a complex, high-demand environment. Growth in the adult custodial population continued to shape operational priorities across the custodial estate. Corrective Services responded through targeted workforce, infrastructure and operational initiatives, including the prioritisation of security, workforce deployment and risk management to maintain safe and stable operations. Targeted budget funding supported these responses and the continued delivery of critical custodial services under sustained demand.

Despite these demands, services remained operationally stable. Strengthened oversight and adaptive operating responses maintained continuity of operations.

Youth custodial services also demonstrated improved stability, with more consistent operations and a reduction in serious incidents. This represents a clear improvement in performance and reflects the impact of sustained system-level reform.

Decency and quality of custodial regimes

Maintaining safe, secure and humane conditions in custody remains fundamental to both safety and rehabilitation outcomes. Across adult custodial services, ongoing population pressures have required careful prioritisation of services and adaptive operating approaches to manage risk and maintain safe conditions.

These conditions reinforce the importance of ongoing planning and investment across the State.

In youth detention, improved workforce stability increased access to structured activities and daily engagement, strengthening the custodial environment. This contributed to improved wellbeing, encouraged pro-social behaviour and safer interactions between staff and young people.

Rehabilitation, compliance and reduced justice system involvement

Corrective Services continued to focus on reducing reoffending and supporting compliance with court-ordered requirements, with community-based supervision remaining central to this approach.

Performance outcomes in the community remained strong, with high levels of successful completion of community-based orders reflecting improved case management and more flexible approaches to support compliance. These results demonstrate effective engagement with individuals in the community and the capacity to support rehabilitation while managing risk.

Results across reoffending and return-to-custody measures were varied. The rate of return for adult offenders who completed treatment programs remained slightly above target, reflecting the complexity of individual needs, variability in program effectiveness and broader external influences.

Sustained custodial demand continued to influence the delivery of some rehabilitation and intervention programs, affecting the timely completion of rehabilitation pathways for some prisoners and contributing to broader system pressures.

In youth justice, continued progress was observed in reducing overall involvement in the justice system; however, returns to sentenced detention remained above target. This reflects the complexity of a very small cohort, representing approximately five per cent of the total number of young people in contact with the justice system requiring intensive, coordinated and sustained intervention to support behavioural change and reduce reoffending.

Workforce capacity and service continuity

Workforce capacity and stability continued to influence system operations. Targeted workforce strategies were applied across adult custodial services to manage pressures and support consistent service delivery as far as possible. In contrast, improved stability in youth custodial services sustained more consistent operations and safer environments.

Emergency management arrangements supported operational continuity, with resources prioritised to maintain critical services and system stability.

Overall performance insight

Overall, results demonstrate a system that maintained core services, advanced strategic reform priorities and responded effectively to ongoing demand. Performance in community-based supervision remained strong, demonstrating consistent outcomes in supporting compliance and rehabilitation.

Improvements in youth custodial outcomes reflect targeted progress, while performance in adult custodial services continued to be influenced by population growth and increasing cohort complexity.

Early implementation of the Corrective Services Strategic Plan 2025–2030 is strengthening system-wide alignment across key reform areas and positioning the system for longer-term improvement.

Legislative Reporting

Prisons Act 1981 – Part III (Officers)

The Department operates in accordance with the *Prisons Act 1981* (WA), which establishes the roles, responsibilities and powers of officers within custodial environments. During the reporting period, custodial operations were supported by a workforce that fulfilled its statutory duties, including maintaining the safe, secure and orderly management of prisons and the care and safe custody of prisoners.

The state and condition of prisons across Western Australia continued to be supported through ongoing infrastructure planning, maintenance and targeted investment. Facilities remained operational and were supported by security, fire safety and emergency management systems designed to maintain safe and secure custodial environments. Capital planning and infrastructure initiatives progressed during the year to ensure prison facilities remain fit for purpose and responsive to future demand, while maintenance and asset management activities contributed to the continued operation, safety and wellbeing of custodial environments for staff and people in custody.

Workforce governance, training and operational oversight supported officers to carry out their functions in accordance with legislative requirements, ensuring appropriate standards of conduct, accountability and performance across custodial settings.

"The state and condition of prisons across Western Australia continued to be supported through ongoing infrastructure planning, maintenance and targeted investment."

Prisons Act 1981 – Part IIIA (Contracts for Prison Services)

The Department manages contracts for prison services and prepares reports for the Minister on contractor performance and compliance, consistent with statutory requirements. This includes oversight of privately operated custodial services to ensure contractual obligations are met and services are delivered safely, securely and effectively.

Contract management arrangements include ongoing performance monitoring, compliance reporting and assurance processes to support accountability and continuous improvement.

These arrangements provide oversight of service delivery outcomes and support informed decision-making in relation to contracted custodial services.

Reporting and governance arrangements support transparency, accountability and parliamentary tabling requirements.

Participants of the Section 95 Work Program, helping prisoners build real-world job skills and support successful reintegration on release.

Capability

Capability

The Department builds and sustains long term capability across its workforce and assets to ensure ongoing service delivery. This includes maintaining professional standards, attracting and developing skilled employees, managing assets and infrastructure, and investing in new digital capabilities.



Prisoner Driver Education and Training offers driving lessons and testing to aid rehabilitation and post-release employment.

Outcomes

The Department focused on:

- Creating safe work environments for physical and mental safety, with an emphasis on cultural safety.
- Attracting and retaining the skills we need to be successful.
- Implementing safe and practical IT solutions in a high-risk environment.
- Planning, maintaining and implementing new infrastructure when it is needed.

Work on safety

In 2025/26, the Department concentrated on injury management and advancing systemic change to improve safety and wellbeing, addressing the causes of both physical and psychological harm.

The Department is committed to the health and safety of employees, those who operate within the environment and all others who may be affected by the work we carry out. In 2025/26, the Department commenced a safety management program of reform to meet the growing and complex service requirements of an agency operating within such varied parameters.

Work, Health and Safety

Mental health and psychological wellbeing remained a key focus area. The Department's Employee Welfare team hosted tailored mental health and wellbeing presentations, seminars, workshops, and training and awareness initiatives designed to strengthen psychological safety, resilience and wellbeing across the workforce. Activities included education on responding to potentially traumatic events and psychological first aid, mental health first aid, and managing challenging interactions. Dedicated training was also provided to managers to support early identification and effective management of mental health concerns within teams.

The Department continued to invest in its Corrective Services Staff Support Program, ensuring employees have access to trained colleagues who can provide support following critical incidents and workplace challenges.

Further work included the development and publication of the Department's updated Sexual Harassment Policy, outlining its commitment to the elimination of discrimination or harassment based on gender or gender identity. The policy is underpinned by the principles of primary prevention and acknowledges the intersecting factors that may increase the likelihood of a person experiencing sexual, sex or gender-based violence or harassment. To support the policy, the Department launched its revised Respectful Workplace Behaviours online learning module in December 2025.

The Department's Family and Domestic Violence Workplace Support Policy and Procedure was updated to align with the evolving needs of the workforce and contemporary understanding of the impacts of domestic violence. To support this policy, the Department partnered with an external training provider to tailor and implement the non-mandatory online learning module, Foundations of Family and Domestic Violence.

The Department commenced development of a department-wide Primary Prevention Framework that acknowledges the multiple and intersecting forms of inequality, oppression, and discrimination that exist for vulnerable members of the workforce.

The Department continued leading the Western Australian Public Sector Respect@Work Community of Best Practice for State Government practitioners, to share knowledge and advance professional practice, both individually and collectively.

The Department provided access to confidential counselling and support services through its Employee Assistance Program (EAP), ensuring employees and their families can access timely, free professional support and confidential counselling with an independent provider. A total of 3,485 counselling sessions were provided to 1,144 individuals in 2025/26.

Employees continued to have access to Flourish, a quarterly digital e-health magazine providing content on physical and mental health and lifestyle wellbeing. This resource complements other wellbeing initiatives by offering accessible, self-guided support throughout the year.

The Department's Fitness Passport program remained a key offering, providing employees and their immediate family members with access to discounted memberships at 119 gyms and leisure facilities across Western Australia. At the end of 2025/26 a total of 1,055 employees and family members held active memberships reflecting ongoing interest in accessible and flexible fitness options.

The Department maintained partnerships with major health providers, including Bupa, Medibank and HBF, enabling employees to access a range of benefits such as discounted private health insurance and preventative health initiatives. As part of these partnerships, employees were offered a suite of webinars and resources covering a range of topics, including financial wellbeing, behaviour change and digital wellbeing. These initiatives support employees to take a proactive and informed approach to managing their overall health.

Injury Management and Compliance

The Department remains committed to supporting workers injured at work, in line with medical advice. The Workers' Compensation and Injury Management team works in partnership with injured workers, local business areas, medical practitioners and external stakeholders to manage claims and implement early intervention and supportive return to work.

In addition to the Department's mandatory Work Health and Safety for Managers training for all managers and supervisors, the new Injury Management for Managers training was launched at the end of 2025/26. This new online training module provides managers and supervisors with practical knowledge about how to support staff through work-related injuries to assist in helping them return to the workplace safely and maintain positive and supportive communication throughout their recovery.

Throughout 2025/26 the Department actioned the following:

- Maintained a proactive approach to managing Work Health and Safety (WHS) risks, including the consistency of providing occupational vaccinations, monitoring of health exposures and ensuring appropriate controls, such as vaccination awareness.
- Monitored and managed departmental WHS performance through hazard identification self-assessment tools and processes to strengthen risk visibility, improved incident reporting and investigations to drive continuous improvement and support the proactive management of workplace safety risks.
- Proactively supported statewide operations by providing practical WHS guidance, audits, and compliance checks to ensure adherence to WHS legislation.
- Strengthened WHS consultation processes between staff and the Department's Health and Safety Representatives (HSR) through the development of targeted guidance materials, tools and supporting resources.
- Contributed to the development of statewide Departmental safety initiatives by providing WHS guidance, supporting cross-functional collaboration, and promoting consistent safety practices.

Workers' Compensation Claims Overview

The below overview provides information for the 2025/26 reporting period.

Workers Compensation and Injury Management

Measures	Results 2025/26	Results 2024/25	Targets	Comments
Number of fatalities	0	0	0	N/A
Lost time injury and disease incidence rate[1]	9.8%	9.6%	0 or 10% reduction in incidence rate	Target not achieved
Lost time injury and severity rate[2]	55.4%	61.5%	0 or 10% reduction in severity rate	Target achieved
Percentage and number of injured workers returned to work within 13 weeks[3]	47.4%	41.8%	No target	N/A
Percentage and number of injured workers returned to work within 26 weeks	63.5%	57.9%	Greater than or equal to 70% returned to work within 26 weeks	Target not achieved, however the return-to-work percentage actual has increased by 5.6.
Percentage of managers trained in work health and safety, and injury management responsibilities, including refresher training within three years[4]	81%	80%	Greater than or equal to 80%	Target achieved

[1] *As defined by Public Sector Commissioner's Circular 2018-03 Code of Practice: Occupational Safety and Health in the Western Australian public sector.*

[2] *Number of incidents resulting in lost time per 100 full-time equivalent staff.*

[3] *Number of incidents resulting in lost time classified as severe per 100 incidents resulting in lost time.*

[4] *The Department released a new Injury Management for Managers online training course in June 2026. The course is mandatory for all Managers and Supervisors.*

Sources:

- Insurance Commission of Western Australia: Risk Cover – Workers' Compensation Class – Occupational Safety, Health and Injury Management: Department of Justice as at 30 June 2026: Report run 1 July 2026 includes State Solicitor's Office (SSO).
- Insurance Commission of Western Australia: Work Health Safety and Injury Management Summary: Claims lodged in the financial year as at the end of the financial year as at 30 June 2026 (includes SSO).
- Insurance Commission of Western Australia: Department of Justice – Workers' Compensation: Return to Work Claim data as at 30 June 2026, Claims where the initial ceased work date fell within the calendar year, as at 30 June 2026. Report run 1 July 2026 (includes SSO).
- Department of Justice Record of Learning: Certifications Report (iLearn system) as at 30 June 2026.

Work on Inclusion

The Department is committed to fostering a diverse, inclusive, and culturally safe workplace. In 2025/26 programs strengthened the inclusive culture, amplified employee voices, and supported equitable participation across the workforce.

Inclusive Engagement Initiatives

The Department strengthened employee voices and participation by expanding its network of champion groups and internal communities. These include:

- Aboriginal and Torres Strait Islander people
- culturally and linguistically diverse people
- people of diverse sexualities and genders
- people with disability
- women.

These groups played an important role in raising awareness, providing insight into lived experience and informing inclusive practice. Their contributions have supported more inclusive decision-making and enhanced connection across the organisation.

Visibility of diversity and inclusion remained a strong focus, with a coordinated program of events, campaigns and communications delivered throughout the year. In 2025/26, these included events for:

- International Day of People with Disability
- International Women's Day
- National Reconciliation Week
- PrideFest.

Each of the events undertaken attracted their strongest engagement to date, with year-on-year participation growth across all events.

These initiatives highlighted diverse experiences and perspectives, encouraged meaningful dialogue, and reinforced the Department's commitment to inclusion. Senior leaders demonstrated visible support through active participation and advocacy, reinforcing accountability and cultural leadership.

Developing Inclusive Workplace Resources

Targeted, tailored advice was provided on request to business areas, leaders and employees throughout the year. This support enabled more informed decision-making and strengthened inclusive practices in recruitment, workplace adjustments and team management.

Multicultural framework

The Department completed and submitted the Multicultural Plan 2026–2030, which establishes a clear and forward-looking framework to enhance cultural responsiveness across the organisation. The Plan positions the Department to better meet the needs of culturally and linguistically diverse employees and communities, while reinforcing alignment with State Government priorities and policy settings.

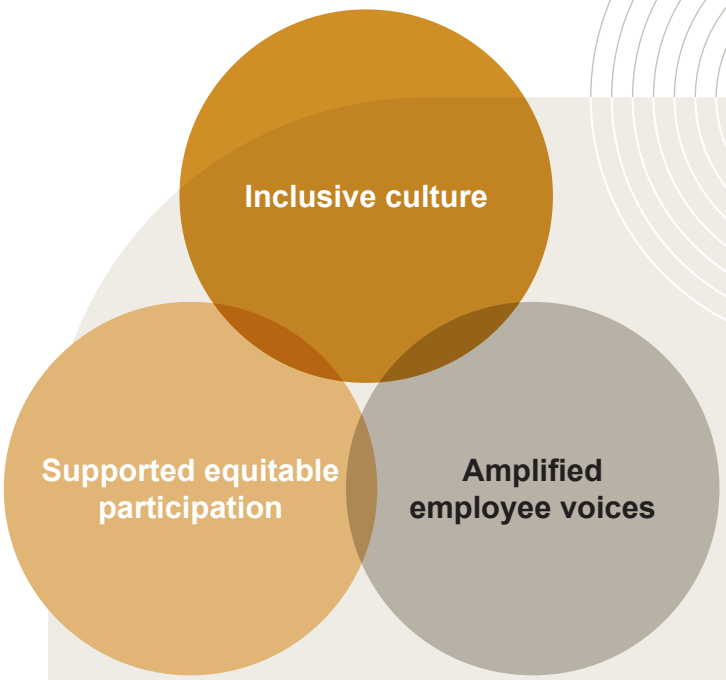

The Department is committed to fostering a diverse, inclusive, and culturally safe workplace

Celebrating Aboriginal Trainees in the Department's 2025 Aboriginal Traineeship Program

A Graduation Ceremony celebrated the achievements of nine trainees who successfully completed the Program. Over the past 12 months, metropolitan and regionally based trainees gained valuable experience across the Department while working towards their Certificate III in Government.

All nine trainees graduated from the program, with seven securing ongoing employment with the Department. During the ceremony, trainees reflected on their experience, highlighting how the program has supported their personal and professional growth and provided a pathway to future career opportunities. The presentations delivered on the day demonstrated a noticeable increase in confidence, capability, and ambition, with trainees sharing clear aspirations for their futures.

The Aboriginal Traineeship Program continues to provide a valuable pathway for emerging Aboriginal leaders to develop their careers, and the Department looks forward to celebrating future cohorts through this important annual initiative.

Participants are recognised and receive certificates at the Department of Justice Aboriginal Traineeship Graduation Ceremony.

IN FOCUS

Lake Galup

Galup Virtual Reality Experience Advancing Truth Telling

Aboriginal and Torres Strait Islander people are advised that this news story contains the names of people who have passed. Permission to use the name was provided at the conclusion of Galup.

In 2025/26, the Department delivered the Galup Virtual Reality (VR) Experience under its Reconciliation Action Plan (RAP), supporting staff to engage with the history of Galup (Lake Monger), including the 1830 massacre of Noongar people. The immersive program aimed to strengthen cultural understanding and embed truth telling within organisational practice.

Two sessions were delivered across Gordon Stephenson House and Bentley Technology Park, reaching 115 participants, including 94 Department staff. Facilitated by Noongar Elder Aunty Lois May, alongside cultural facilitators, the experience combined cultural authority, storytelling and immersive technology to present a history largely unacknowledged for nearly 200 years.

Post experience yarning circles enabled staff to reflect and apply insights to their work. Feedback indicated strong impact, with participants describing the program as moving and transformative, and highlighted increased empathy and deeper understanding of Aboriginal histories and perspectives.

The initiative has contributed to a more culturally informed workforce, strengthened staff capability to engage respectfully with Aboriginal people and communities. It demonstrates the value of culturally led immersive learning in driving meaningful behavioural and organisational change.

Work on recruitment and development

The Department's effectiveness depends on having a sustainable workforce with the right skills and diverse experiences.

Attracting our People through Recruitment

The Department advertised 676 positions in 2025/26 through general pools and expressions of interest processes. Recruitment activity continued to remain strong, with a focus on attracting high-quality talent aligned with Department priorities, building sustainable talent pipelines, further enhancing candidate experience, and leveraging technology to improve efficiency and recruitment outcomes.

Graduate Program

The Department's 12-month Graduate Program supports recent university graduates to begin their careers in the public sector. In 2025, 11 graduates successfully completed the program and a further 10 graduates commenced in February 2026. Through structured rotations across a range of business areas, graduate officers gained valuable exposure to the Department's operations, developed professional and interpersonal skills, and made meaningful contributions to key areas of work. The program also provided professional development, mentoring and networking opportunities to support graduates' growth and career development.

Aboriginal trainees

The Aboriginal Traineeship Program is a 12-month initiative that provides Aboriginal people with the opportunity to gain meaningful work experience at the Department while completing a Certificate III in Government. Across the State, nine trainees, completed the 2025 program, with seven securing ongoing employment within the Department.

A new intake commenced in February 2026 with eight trainees joining the program, half of whom were based in regional locations. The trainees were placed across a range of business areas, including Court and Tribunal Services, Corrective Services and the Public Trustee.

"Recruitment activity continued to remain strong, with a focus on attracting high-quality talent..."

676
positions advertised in 2025/26

9
completed the **Aboriginal Traineeship** Program in 2025

Summary of employee numbers by occupational group (award)

The Department has 7,924.60 full-time-equivalent employees (FTE), comprising 8,346 paid individuals, excluding the judiciary and including trainees.

	2025/26 Number Total	2024/25 Number Total
Award Groups[1]		
Enrolled Nurses & Nursing Assistants	1.00	2.00
Government Services (Miscellaneous)	3.96	2.93
Jury Officers	3.90	3.99
Juvenile Custodial Officers	383.76	391.31
Medical Practitioners Agreement	24.58	27.29
Nurses Industrial	168.99	154.83
Prison Officers Agreement	2,959.24	2,903.37
Public Service Employees	4,116.52	3,896.97
Salaries and Allowances Tribunal	12.00	12.40
Youth Detention Centre Teachers	16.40	19.50
Total	**7,690.35**	**7,414.59**
Judicial Services		
Government Officers (Award)	156.93	149.42
Public Service Employees	49.30	51.47
State Administrative Tribunal	28.13	27.31
Total	**234.25**	**228.20**
Overall Total	**7,924.60**	**7,642.79**

1 *This table provides the paid employee numbers by Award Groups as at the last pay of the 2025/26 financial year, which is the pay period ending 18 June 2026, and the previous financial year's last pay, the pay period 19 June 2025.*

Developing our People's Capabilities

In 2025/26, the Department continued to provide a range of contemporary and strategic corporate workforce development initiatives, programs, and solutions to engage and build the capability of our people.

Aboriginal Workforce Development

The Department recognises the importance of developing a sustainable and empowered Aboriginal workforce to better reflect the Western Australian community and service needs. The Department's Workforce Diversification and Inclusion Action Plan, as well as the Reconciliation Action Plan, set out several initiatives to progress Aboriginal workforce development.

Aboriginal staff represent over four per cent of employees, which exceeds the Public Sector Commission's benchmark target. Aboriginal employment remains a key focus of the Department and as a result, a higher aspirational target has been set.

The Department continues to utilise innovative practices and targeted recruitment approaches for current and future opportunities. It participated in promotional events, internally and externally, advertising targeted employment programs and streamlined opportunities to match suitable Aboriginal talent with roles across the State. Aboriginal employee retention remains a priority of the Department, and several strategic working groups remain dedicated to supporting the development and delivery of projects that support staff. Additionally, Aboriginal staff are continuously engaged through MobHub, an online platform that promotes virtual connection for staff statewide.

Staff Development and Performance

In 2025/26, the Department continued to provide a range of contemporary and strategic corporate workforce development initiatives, programs, and solutions to engage and build the capability of our people.

These include Foundations of Family and Domestic Violence and workshops delivering topics intended to foster safe and respectful workplaces based on the Respect@Work program to address sex discrimination in the workplace.

Kalgoorlie Courthouse

Engagement with our people

Staff Feedback Survey Tools

The Department continued to support business areas and managers to retain and engage the workforce through formal mechanisms, including Exit Surveys completed at the conclusion of their employment, and through proactive engagement with staff regarding their experiences within the Department. In addition to insights collected through the Exit Survey, a suite of survey templates and guidance material was developed to assist business areas in conducting employee engagement and feedback activities.

Conflict Resolution Officer Network

Throughout 2025/26, Conflict Resolution Officers provided an invaluable service to the Department by supporting colleagues to address and resolve workplace conflicts promptly, constructively and at a local level. Their expertise and commitment helped foster positive working relationships and contributed to a respectful and collaborative workplace culture. At the end of 2025/26 the Department had 34 Conflict Resolution Officers located across the State, ensuring employees had access to local support and guidance when managing workplace issues.

Industrial Agreements

The Department successfully negotiated agency specific industrial agreements, concluding negotiations for:

- Registered Nurses and Enrolled (Mental Health) Nurses (ANF) Industrial Agreement 2020
- Replacement Prison Medical Officers' Contracts of Employment.

"Aboriginal staff represent over four per cent of employees, which exceeds the Public Sector Commission's benchmark target."

IN FOCUS

Balancing the Scales: Celebrating Women in Action

On 8 March 2026, staff came together to mark International Women's Day with energy, reflection and a shared commitment to advancing gender equity. Anchored in the Balance the Scales theme, the event created space to recognise progress while acknowledging the barriers that continue to impact women and girls, particularly those most vulnerable in our communities.

The Executive Director of Corrective Services delivered a compelling keynote, sharing her leadership journey and reinforcing the importance of collective advocacy and support. The session brought staff and senior leaders together in a show of commitment, sparking meaningful discussion and connection. The celebration extended beyond conversation into practical action. In partnership with Dress for Success, attendees were able to access professional headshots, supporting confidence, visibility and career progression.

Together, these initiatives reflect a continued focus on empowering women and embedding inclusion into everyday practice.

Department staff and community members participate in International Women's Day activities

IN FOCUS

Floating through the Pride Parade

Record numbers of staff took to the streets on Saturday 29 November for the 2025 Pride Parade, marking a standout moment in the Department's growing commitment to LGBTQIA+ inclusion. In its fourth consecutive year of participation, the Department celebrated a major milestone with its first ever parade float.

Nearly one hundred staff and supporters marched together, reflecting a strong sense of pride, visibility and belonging. The event was co-led by the Diverse Sexualities and Genders Champion Group and the Diversity and Inclusion team, with clear and visible support from senior leadership, including the Director General and Commissioner for Victims of Crime.

The parade showcased more than participation, it highlighted the power of allyship, connection and community. With enthusiastic staff, engaged leaders and a record turnout, the Department continued to build momentum as an inclusive and supportive workplace for people of diverse sexualities and genders.

Commissioner for Victims of Crime, Kati Kraszlan, celebrating the Pride Parade.

Director General, Kylie Maj with staff celebrating the Pride Parade

Work on Culture and Standards

The Department places high value on the activities which maintain integrity as the peak agency associated with justice. Through 2025/26 the People Culture and Standards Division promoted and instilled good governance and ethical conduct across the Department and provided a central and safe environment to report unethical behaviour and have issues addressed.

Key achievements

During the 2025/26 period, the following training sessions were delivered:

- 54 Integrity and Ethics Awareness sessions, to more than 1,084 employees across 19 locations.
- 14 Embedding a Culture of Integrity sessions provided to over 290 trainee Prison Officers and trainee Youth Custodial Officers at the completion of their initial training.
- Seven business area audits completed and endorsed by the Director General and the Department's Risk Management and Audit Committee.

Management Engagement and Intervention

Management Engagement and Intervention (MEI) implements corruption prevention and education strategies across the Department and assists in workplace issue resolution with the objective of driving cultural reform in partnership with all divisions.

MEI is responsible for pre-employment screening and staff re-screening, staff drug and alcohol testing, Integrity and Ethics Committee meetings, related training, management intervention activities, staff conduct related matters and employee relations services.

Employee relations services include advice and consultancy pertaining to individual performance and capability concerns, absenteeism issues, fitness for work concerns and non-compensable return to work programs, along with complaint handling functions in relation to workplace bullying, harassment, conflict, equal opportunity and grievance co-ordination.

Professional Standards

Professional Standards maintains and upholds the Department's professional and ethical standards. Professional Standards receives, assesses, refers and investigates reports of suspected misconduct, breaches of the Code of Conduct and/or criminal activity from across the Department as well as complaints pertaining to conflict, grievances, bullying and harassment. All reports submitted to Professional Standards undergo a mandatory assessment to determine the most appropriate course of action to resolve the matter.

An assessment can result in a referral:

- for investigation.
- to Management Engagement and Intervention.
- back to workplace for local management guidance, retraining and support.

In line with statutory notification obligations imposed on the Department, some matters may be referred to external agencies for consideration, including the Western Australia Police Force, Corruption and Crime Commission, the Ombudsman Western Australia, or the Public Sector Commission.

The Online Complaints and Referral Portal and the Safe2Say Reporting Platform continued to be fundamental tools for reporting alleged misconduct and workplace behaviour issues.

During 2025/26, Professional Standards received and assessed:

- 1,632 reports through the Online Complaints and Referral Portal.
- 193 through the Safe2Say Reporting Platform.

Performance Assurance and Risk

Performance Assurance and Risk (PAR) provide the Department's risk management, reviews of deaths in custody and internal audit function. PAR provide independent and objective services designed to improve the Department's operations, governance, risk management and internal control. The Directorate operated in accordance with the International Standards for the Professional Practice of Internal Auditing and is governed by a Charter that is approved by the Director General.

The Risk Management and Audit Committee (RMAC) is established under the authority of the Director General for the purpose of assisting the Director General and the Corporate Executive to fulfil their corporate governance and oversight responsibilities in relation to internal audit, external audit, risk management and other external agency assurance providers.

The role of the RMAC also includes monitoring the implementation of recommendations from internal and external audits, inspections and reviews, and ensuring recommendations are implemented in a timely manner.

The RMAC comprises five independent members, one of which is the Chair of the Committee. The Chair is independent and external to the Department and is appointed by the Director General. Four members (excluding the Chair) are also independent of the Department, appointed by the Director General and drawn from the Western Australia Public Sector. Ex-officio attendees at committee meetings include four members from the Department's Corporate Executive and a senior officer from the Office of the Auditor General.

In relation to risk management, PAR works to build and embed risk management capability across the Department. Key risk management achievements for 2025/26 include:

- Implementation of an online risk register system used to identify, assess and manage risks across the Department.
- Completion of the Department's Strategic Risk Register aligned to key result areas within the Department's Strategic Framework.
- Facilitation of a number of project risk reviews and workshops including a large cross-agency project risk workshop between the Department and the Office of the Information Commissioner (OIC) in relation to privacy implementation and the OIC office transition.
- The Business Continuity Management Framework and tools developed by PAR continue to inform and support the annual review, updating, testing and validation of Business Continuity Plans across the Department.

The Directorate also performed independent reviews of deaths in custody where the Coroner directs that the death is reportable under the *Coroners Act 1996*. A total of 10 coronial inquests were supported in 2025/26.

Assets underpin the provision of effective access to the Department's services. In 2025/26, the Department focused on optimising current assets and planning for future expansion.

Asset Management

The Department aligns with the WA Government Strategic Asset Management Framework. It produces a Strategic Asset Plan (SAP) that is updated annually to guide the Department's future requirements and implementation of maintenance, new infrastructure and digital assets. The SAP ensures that investments are:

- Appropriately aligned with operational requirements.
- Fit for the State's unique needs.
- Deliver value for money.
- Address the forecast capacity requirements in WA's adult custodial system.
- Build a foundation for modernisation and digitisation of key technological services.

The Department takes practical steps to improve its asset management practices annually, which includes comprehensive long-term technology, courts and custodial infrastructure plans.



254

adult male custodial estate beds added during 2025/26

100

further beds expected to be added across the estate in 2026/27

Major infrastructure projects

Custodial Bed Expansion

In 2025/26, the Department added 254 adult male custodial estate beds across five metropolitan and regional sites through the Bed Infill Program. Together with the 111 beds added in 2024/25, this brought the total number of new beds to 365. This program is expected to deliver another 100 beds across the estate in 2026/27, bringing the total to 465.

In accordance with the Long-Term Custodial Infrastructure Plan 2025-2035, planning and construction has progressed on other expansions and upgrades.

Acacia Prison Upgrades/Refurbishment and Expansion Project

Funding for the expansion of Acacia Prison by 480 beds and supporting infrastructure was approved during the year. A contract will be awarded in early 2026/27 following an Expression of Interest and Request for Tender process. All works are expected to be complete by 2029.

Banksia Hill Detention Centre Upgrades

The Department continued to improve security and service delivery at Banksia Hill Detention Centre through the completion of security infrastructure upgrades and building repairs. This program of works will be completed during 2026/27. Construction of the Crisis Care Unit, Djin-Djinabiny, to provide a safe and therapeutic environment to support vulnerable, at-risk young people was completed during February 2026.

New Youth Detention Facility

The Department worked closely with the Department of Housing and Works and key stakeholders in 2025/26 to progress design and construction for a new Youth Detention Facility, planned to be co-located with the existing Banksia Hill Detention Centre. The purpose of the new facility is to deliver a therapeutic, trauma-informed care facility for high-risk, high-needs young people in detention.

The $158.5 million project aims to improve youth justice outcomes, enhance safety, optimise care and efficiency, and build community confidence.

Construction of the first stage of enabling works was completed in December 2025, with the second stage commenced in June 2026. Works for the main facility are planned to commence in early 2027, for a 2028 completion.

Casuarina Prison Expansion Stage 2

The two tranche $262 million project to provide an additional 344 beds and an expansion of support services to enable Casuarina Prison to accommodate special needs and high-risk cohort groups continued throughout 2025/26.

Tranche one, completed in 2023, consisted of two accommodation units, a high security unit, and industry and support buildings.

Tranche two works commenced in July 2024. It includes construction of a new High Needs and Assisted Care Unit, a Mental Health Unit and upgrades to the existing Gatehouse, Infirmary, Crisis Care Unit, Prisoner Reception, Administration, Industries, Visitors Centre and Staff Amenities.

Construction of the High Needs and Assisted Care Unit and upgrades to the Visitors Centre and Staff Amenities buildings were completed during 2025/26. The remainder of the works are scheduled for completion in 2027.

Roebourne Regional Prison air conditioning upgrade

A major expansion of the in-cell air conditioning at Roebourne Regional Prison that commenced in September 2024 was completed in July 2025 at a cost of $16.9 million.

$158.5m

project for a new Youth Detention Facility under construction with a 2028 completion

$262m

Casuarina Prison expansion to provide 344 additional beds continues

$16.9m

air conditioning expansion at Roebourne Regional Prison completed

Emergency Services Radio Network

The Emergency Services Radio Network Program is a State Government initiative. The program involves collaboration between the Department, the Western Australia Police Force, Department of Fire and Emergency Services and the Department of Health to transform the existing radio network currently used by both the Western Australia Police Force and the Department of Justice, into a single radio network for use by all emergency services across the State.

A total of $19.3 million was allocated by the State Government to fund radio network equipment upgrades at courthouses and corrective services facilities across the State. Thirteen sites were upgraded in 2024/25 and a further 16 sites were completed in 2025/26. The remaining 13 sites are scheduled for completion during 2026/27.

National Strategic Plan for Asbestos Awareness

The Department maintains Asbestos Containing Materials (ACM) Registers for each of its sites. Instances of ACM ranked as high-risk are remediated and the remainder managed according to risk.

Contractors are obligated to view and sign site registers before undertaking any works in an area which may have the risk of possible exposure. All contractors are required to undertake an induction prior to engaging in any site works and produce a Safe Work Method Statement before commencing any works.

The Department's asbestos awareness training, which is aligned to the Asbestos Management Plan, is mandatory for all staff who work in workplaces that contain asbestos.

Contracts and Purchase Orders

The Finance and Procurement Directorate is responsible for the Department's buyer training, purchasing and procurement. The tables below provide information on the contract activity undertaken and purchase orders issued by the Department during the financial year. There were 216 contracts awarded in 2025/26, and 13,609 purchase orders against 1,552 suppliers.

Number of contracts awarded by value 2025/26

Value	Number
$0 - $4,999	0
$5,000 - $49,999	3
$50,000 - $249,999	150
$250,000 - $4,999,999	55
$5 million +	8
Total	**216**

Number of purchase orders issued by value 2025/26

Value	Number
$0 - $4,999	6,615
$5,000 - $49,999	5,419
$50,000 - $249,999	1,005
$250,000 - $4,999,999	526
$5 million +	44
Total	**13,609**

"There were 216 contracts awarded in 2025/26, and 13,609 purchase orders against 1,552 suppliers."

Our Digital Plans

The Department delivered a coordinated program of Information and Communications Technology (ICT) modernisation across custodial services, courts and tribunals, and corporate platforms. The program focused on improving service reliability, modernising legacy systems, and strengthening digital capability to support operational delivery. These initiatives improved system accessibility, strengthened integration across the justice sector, and supported alignment with whole-of-government digital strategy.

Progress continued in delivering technology initiatives aligned to the Long-Term Custodial Technology Strategy (LTCTS). Investment focused on improving the reliability and resilience of custodial ICT infrastructure, enhancing connectivity between facilities and central systems, and supporting integrated offender management. This work strengthens the digital foundations of custodial services and supports improved information sharing across the justice system.

The Western Australian Court and Tribunal Information Technology Plan, revised for 2025-2027, sets the roadmap for the delivery of ICT to support WA courts and tribunals. Work continued with enhancements to the Integrated Courts Management System (ICMS) and improved audio-visual capabilities, particularly in regional and remote locations.

Enhancements were also delivered across corporate ICT services, including upgrades to end-user technologies, improvements to infrastructure and application environments, and strengthened service management practices. These initiatives supported more responsive ICT services and improved alignment between technology investment and business priorities.

Cyber Security

The Department strengthened its cyber security capability during 2025/26 through implementation of the Western Australia Government Cyber Security Policy and targeted uplift initiatives. The Cyber Security Program focused on improving the maturity of security controls, including continued uplift of the Essential Eight mitigation strategies, targeted vulnerability remediation, and enhancements to identity and access management and monitoring capabilities.

Governance and oversight were maintained through the Cyber Security Steering Committee, ensuring cyber security risks are actively managed and aligned to the Department's strategic priorities. This work strengthens the Department's resilience to cyber threats and supports alignment with whole-of-government cyber security requirements.

"Investment focused on improving the reliability and resilience of custodial ICT infrastructure, enhancing connectivity between facilities and central systems, and supporting integrated offender management."

Prisoners cultivating produce at Wandoo Rehabilitation Prison through a prison-based horticulture program.

Disclosures and Compliance

Disclosures and Compliance

This section includes standard disclosures and compliance for annual reporting as required by the Public Sector Commission, and other legal and policy requirements the Department must report.

Ministerial Directives

Nil.

Financial Disclosures

Pricing policies

The pricing policy adopted across the Department conforms with the Department of Treasury and Finance guidelines.

Corrective Services

The Department charges for goods sold from prison industries. The charges comply with national competition policy principles.

Court and Tribunal Services

Fees are collected for a variety of services, including court hearing time, transcripts, and the enforcement of orders, including infringements lodged with the Fines Enforcement Registry for enforcement by various prosecuting authorities.

A review of fees is conducted annually to ensure a balance between the criteria of access to justice, incentives to settle matters and user-pays contributions.

Registry of Births, Deaths and Marriages

The fees charged by the Registry of Births, Deaths and Marriages are reviewed annually. The pricing aims to achieve full cost recovery, by taking into account:

- the Consumer Price Index,
- the cost of providing and maintaining services,
- the level of fees charged by other Australian registries for similar services.

Public Trustee

Fees are determined by the cost of providing and maintaining services. The Public Trustee charges fees for several services. Fees are currently based on a work-effort system, and the agency provides a rebate of fees for trust clients under its Community Service Obligation. During the agency's fees and funding model review, it provided fee relief from 1 July 2023 until 30 June 2026, which will now continue until 30 June 2027. Fee relief includes a 50 per cent discount on selected trust fees and removing the $35 minimum monthly fee for those under an administration order.

Financial interests

As at 30 June 2026, other than normal contracts of employment, no senior officers had any interests in existing or proposed contracts with the Department.

Act of grace and ex gratia payments

The Department processes act of grace and ex gratia payments on behalf of the State. No Act of Grace payments or ex gratia payments were made during the 2025/26 financial year.

Unauthorised use of purchase cards

Purchase cards are only issued to officers of the Department where their functions necessitate their use. These cards are intended solely for Department approved business purpose

During the 2025/26 financial year, 112 Departmental officers used their Departmental purchasing cards for personal purposes on 166 separate occasions. All instances were reported to the Chief Finance Officer and the accountable authority in accordance with Departmental policy and were managed in line with established procedures. Below is a summary of the personal use identified during the reporting period:

Unauthorised use of purchase cards

	2025/26
Number of instances the Purchasing Cards have been used for personal purposes	166 times
Aggregate amount of personal use expenditure for the reporting period	$16,432.73
Aggregate amount repaid within five working days	$5,516.95
Aggregated amount repaid after five working days	$9,553.15
Aggregate amount of personal use expenditure remaining unpaid at the end of the reporting period	$1,362.63
Number of referrals for disciplinary action instigated by the notifiable authority during the reporting period	2

Engagement of Consultants

Engagement in 2025/26 of consultants less than $50,000

Number of Contracts	Actual Cost $ (inc GST)	Expense or Capitalised
1	42,577.25	Expensed
Total	**42,577.25**	

Engagement of consultant in 2025/26 greater than $50,000

The Department engaged the following consultants in 2025/26 where the actual cost was greater than $50,000 including GST.

Consultant	Title of Project	Actual Cost $ (inc GST)	Expense or Capitalised
Marsden Jacob Associates	Review of the Public Trustees Fees and Charges	204,963	Expensed
Total		**204,963**	

Advertising and allied Expenditure

In compliance with section 175ZE of the *Electoral Act 1907*, the Department reports on expenditure incurred for advertising, market research, polling, direct mail and media during 2025/26.

Advertising, Media Advertising and Related Expenditure 2025/26	$
Total Advertising agencies	**618,210**
Carat Australia Media Services Pty Ltd	182,238
Seek Limited	167,487
Initiative	118,665
State Law Publisher	63,682
New Pty Ltd	25,245
West Australian Newspapers Limited	11,101
Australian Telephone Book Pty Ltd	7,475
Australian Government Directory Online	6,995
The Public Sector Commission	6,800
List Local Pty Ltd	5,995
AI Sales Pty Ltd	4,990
Australian Business Pages Pty Ltd	4,395
Local Media Group	3,289
Law Society of Western Australia	3,354
The Australian Psychological Society Ltd	2,340
Private Media Operations Pty Ltd	2,115
Thom Wood Creative	2,044
Total Media Advertising	**148,201**
Telstra Group Ltd	117,122
Facebook	21,410
LinkedIn Australia	5,750
Nine Radio Operations Pty Ltd	3,919
Total Polling	**Nil**
Total Direct Mail Organisation	**Nil**
Total Expenditure for Advertising, Agencies, Media Advertising, Polling and Direct Mail Organisations	**766,411**

Customer Feedback

The Department values and encourages feedback as a vital tool for continuous improvement in the quality of service we deliver. Feedback can be compliments, suggestions or complaints and can be submitted in person, online, by mail or phone. The Department operates two customer feedback mechanisms outlined below.

Customer Feedback Management System (CFMS)

Feedback relating to services provided to the public by the Department's Corporate Services, Court and Tribunal Services, Office of the Public Advocate, and the Registry of Births, Deaths and Marriages are managed by the CFMS. The Public Trustee ceased using CFMS in 2025 and now responds to all feedback through an alternative system.

The Department received 540 in scope feedback submissions consisting of:

- 65 compliments.
- 407 complaints.
- 68 suggestions.

Twenty-four submissions were relating to feedback from or on behalf of a child or young person under 18. The Department received 15 submissions from people identifying as Aboriginal, 41 from people identifying as having a disability and four requesting interpreter services.

Administration of Complaints, Compliments and Suggestions (ACCESS)

The ACCESS service provides a statewide mechanism for managing complaints, compliments and suggestions across Corrective Services, enabling prisoners, offenders and the community to raise feedback. It supports open communication while promoting transparency, accountability and continuous improvement in line with national standards.

Feedback from ACCESS informs service improvements, strengthens organisational learning and enhances outcomes across custodial and community services, demonstrating Corrective Services' commitment to a responsive, improvement-focused organisation.

The increase in matters raised in 2025/26 was primarily driven by a higher number of complaints. The low number of Contact Only matters indicates that most contacts received during the year progressed to a substantive matter category, such as a complaint, request for information, compliment or suggestion for improvement, rather than being recorded as an enquiry only.

Corrective Services ACCESS Information

Individual Matters Raised	2025/26	2024/25	Change
Compliments	43	30	43.3%
Complaints	5,255	3,800	38.2%
Suggestions for Improvement	10	28	-64.3%
Contact Only	29	687	-95.7%
Request for information	82	146	-43.8%
Total	**5,419**	**4,691**	**15.5%**

Work, Health and Safety and Injury Management Compliance

Work, Health and Safety and Injury Management Compliance is detailed in the Work on Safety section under Our People.

Inclusion Compliance

Disability access and inclusion planning compliance is reported earlier in this report in the Our People section under Work on Inclusion.

Substantive Equality

The Department continued to work towards substantive equality in its services and outcomes to meet the needs of employees and stakeholders, as per the State Government's policy framework for substantive equality.

This commitment to the State Government's policy is reflected in the Department's Code of Conduct and embedded into its human resource policies, procedures and guidelines. The public website meets the State Government's standard for web accessibility, including meeting the World Wide Web Consortium's Web Content Accessibility Guidelines version 2.2 at Level AA. This includes but is not limited to:

- tab based navigation and skip to links.
- text resizing.
- hyperlinks with description of information.
- images with alternative text.
- reduction in the use of tables to ensure screen readers can read correctly the data presented.
- language translation services as per the WA Language Services Policy 2020.

The Department also produces print and online documents in line with accessibility guidelines.

General Disclosures

Code of Conduct

The Department is committed to providing a fair, responsive and supportive workplace. The Department's Code of Conduct aims to instil the values of respect, integrity, unity, diversity, justice and collaboration between all staff. The Code of Conduct sets out standards of behaviour and helps inform employees about how to exercise judgment and accept personal responsibility in their professional roles.

Compliance with sector standards and ethical codes

The Department complies with the Public Sector standards in human resource management and the Public Sector Code of Ethics.

The Department received 12 breach claims during the 2025/26 financial year, nine Employment Standard claims and three Grievance Standard claims. None of the claims were upheld by either the Department or the Public Sector Commission. However, one breach claim has been lodged with the Western Australian Industrial Relations Commission.

Information Management Compliance

Recordkeeping Plan

The Department is required to have an approved Recordkeeping Plan in accordance with section 19 of the *State Records Act 2000*. The Department's Recordkeeping Plan was approved by the State Records Commission in November 2025. The Department maintained its focus on improving and developing its policies, procedures, systems and tools to support staff in meeting their recordkeeping responsibilities.

Recordkeeping System

The efficiency and effectiveness of the Department's recordkeeping systems are monitored and evaluated on an ongoing basis and formally reviewed at least once every five years.

The following improvements, including those identified in the Recordkeeping Plan, were progressed during 2025/26:

- Microsoft Teams governance was advanced, with the scope expanded to include additional collaboration tools and formalised as the M365 Collaboration Governance Framework.
- The Department's Electronic Document and Records Management System (EDRMS), Content Manager, was upgraded to ensure it remains current and supports the development of the M365 Collaboration Governance Framework.
- A case management framework was introduced in Content Manager to support the effective monitoring and management of information release records and the migration of historical information from shared network drives.
- The Digitisation Framework was approved in April 2026 and online training is in development to support implementation.
- The Information Classification Policy was approved in April 2026, followed by the rollout of mandatory online training for staff in preparation for the implementation of sensitivity labels across Microsoft platforms.
- Progress was made on the review of the Department's 12 functional disposal authorities. Three were approved by the State Records Commission, and two were submitted to the State Records Advisory Committee for consideration at its June 2026 meeting. A further four are currently being drafted to incorporate changes arising from business consultation, and the remaining three are in the planning stage.

Recordkeeping Training

The Department maintains a recordkeeping program, with Government Records Awareness Training mandatory for all staff. Employees are required to complete the online training as part of their induction and undertake refresher training every three years. Overall, 86 per cent of staff are certified as compliant with this requirement.

Formal and informal training on the use of EDRMS is also provided. Delivery options include self-paced online courses and instructor-led sessions conducted via Microsoft Teams.

Records	2025/26	2024/25
Documents created in EDRMS	2,190,506	2,096,134
Folders created in EDRMS	229,963	246,627
Boxes created in EDRMS	5,950	6,555
Series created in EDRMS[1]	8,453	10,250

[1] *The Department uses Series record types in the EDRMS to group or link related folders in the system.*

Recordkeeping Efficiency and effectiveness

The recordkeeping training program is regularly reviewed to ensure effectiveness. Training, support materials and guidance are available through the Department's intranet, Learning Management System, and a recently launched Microsoft Teams community hub to support engagement and knowledge sharing.

A recent review identified gaps in business requirements, resulting in a revised delivery model that offers, one-hour, instructor-led sessions on Microsoft Teams. These sessions cover the recordkeeping system, key functional processes, and priority topics such as digitisation and information sharing.

Recordkeeping Induction Program

Employee responsibilities for recordkeeping compliance are outlined in the Department's induction program, including Government Records Education Awareness Training. Business areas provide additional, role-specific training. Recordkeeping requirements and appropriate information use are reinforced through the Department's Code of Conduct, as well as policies, procedures and operating manuals maintained by individual business areas.

Freedom of Information

The *Freedom of Information Act 1992* (FOI Act) gives the public a general right to apply for access to documents held by government agencies and provides a mechanism for people to apply for the amendment of their personal information if that information is inaccurate, incomplete, out of date or misleading.

The Department is committed to making information available outside of the FOI process wherever possible to increase public participation and transparency. The Department's Information Statement, in accordance with the FOI Act, is published on the Department's website.

Summary of FOI applications

This table reports to the total number of applications received, including those that were transferred to the Department in full.

The State Solicitors Office, Office of the Public Advocate, Public Trustee, Equal Opportunity Commission, State Administrative Tribunal, Office of the Solicitor General, Acacia Prison, G4S and Ventia are not a part of the Department for the purposes of the *FOI Act* and report their statistics separately.

Freedom of Information Application Summary 2025/26

Applications received	Number
Personal information requests	1,507
Non-personal information requests	131
Amendment of personal information	2
Total received	**1,640**

Outcomes	Number
Applications withdrawn	55
Applications transferred in full	105
Total applications processed[1]	**1,245**

Applications open as of 1 July 2026	**761**

[1] *The total number of applications processed includes applications received in the previous financial year that remained open in 2025/26 and those that were withdrawn or transferred to another agency in full.*

"Employees are required to complete the online training as part of their induction and undertake refresher training every three years."

Board and Committee Remuneration

Law Reform Commission of Western Australia

Law Reform Commission Members: Remuneration and Terms of Appointment 2025/26

Position title	Member name	Type of remuneration[1]	Period of membership[2]	Term of appointment /tenure	Base Salary ($)	Gross/Actual remuneration ($)[3]
Chair	Hon Janine Pritchard	Honorarium	5 months	Full-time	N/A	54,589
Member	Breony Allen	N/A1	1 year	Part-time	N/A	N/A
Member	Professor Meredith Blake	Honorarium	1 year	Part-time	N/A	55,013
Retired Member	Hon Carolyn Jenkins	Honorarium	6 months	Full-time	N/A	55,012
Retired Member	Ms Jean Shaw	N/A1	6 months	Full-time	N/A	N/A
Total						**164,614**

[1] *As Ms Shaw and Ms Allen are employed at the State Solicitor's Office (SSO) under the Public Sector Management Act 1994 (WA), they are not remunerated separately for their membership of the Commission.*

[2] *Refers to board members' membership during the reporting period, not their entire tenure on the Commission. Ms Shaw and the Hon Carolyn Jenkins retired from the Commission at the expiry of their terms in December 2025 and were replaced with Ms Allen and the Hon Janine Pritchard respectively.*

[3] *There was a one-month delay in the appointment of the Hon Janine Pritchard.*

"The Department is committed to making information available outside of the FOI process wherever possible to increase public participation and transparency."

Aboriginal Justice Advisory Committee

Aboriginal Justice Advisory Committee Members: Remuneration & Terms of Appointment 2025/26

Position title	Member name	Type of remuneration	Period of membership	Term of appointment (years)	Base Salary/ sitting fee ($)	Gross/Actual remuneration ($)
Chair	Director General	N/A	POM[1]	3	N/A	0
Deputy	A	N/A	POM[1]	3	N/A	0
Member	A	Sitting Fees	POM[1]	2	HD/FD[3]	6,291
Member	B	Sitting Fees	POM[1]	TC[2]	HD/FD[3]	3,301
Member	C	Sitting Fees	POM[1]	2	HD/FD[3]	6,113
Member	D	Sitting Fees	POM[1]	TC[2]	HD/FD[3]	0
Member	E	N/A	POM[1]	2	N/A	0
Member	F	N/A	POM[1]	2	N/A	0
Member	G	Sitting Fees	POM[1]	3	HD/FD[3]	5,962
Member	H	Sitting Fees	POM[1]	2	HD/FD[3]	6,598
Member	I	Sitting Fees	POM[1]	3	HD/FD[3]	2,042
Member	J	Sitting Fees	POM[1]	3	HD/FD[3]	6,425
Member	K	N/A	POM[1]	3	N/A	0
Member	L	N/A	POM[1]	3	N/A	0
Total						**36,732**

[1] *01 July 2025 to 30 June 2026*

[2] *Term concluded December 2025*

[3] *HD: $251/half day, FD: $385/full day*

Attorney General's Victims of Crime Reference Group

Attorney General's Victims of Crime Reference Group Membership and Remuneration 2025/26

Position title	Member name	Type of remuneration	Period of membership	Term of appointment/ tenure (years)	Base Salary/ sitting fee ($)	Gross/Actual remuneration ($)
Co-Chair	A	SP[1]	POM[2]	2	680	2,720
Member	B	SP[1]	POM[2]	2	442	1,768
Member	C	SP[1]	POM[2]	2	442	1,768
Member	D	SP[1]	POM[2]	2	442	1,768
Member	E	SP[1]	POM[2]	2	442	1,768
Member	F	SP[1]	POM[2]	2	442	1,768
Member	G	SP[1]	POM[2]	2	442	1,768
Total						**13,328**

[1] *Sessional payment per meeting, half day*

[2] *POM: 1 February 2024 – 31 December 2027*

Legal Costs Committee

Legal Costs Committee Membership and Remuneration 2025/26

Position title	Member name	Type of remuneration	Period of membership	Term of appointment (years)	Base Salary/ sitting fee ($)	Gross/Actual remuneration ($)
Chair	David Bayly SC	Annual	1 year	3 years	37,353	37,353
Member	Craig McKie	Annual	1 year	3 years	20,544	20,544
Member	Carolyn Meighan	Annual	1 year	3 years	20,544	20,544
Member	Gregory Rickie	Annual	1 year	3 years	20,544	20,544
Member	Annette Morgan	Annual	1 year	3 years	20,544	20,544
Member	Anne Peachey	Annual	1 year	3 years	20,544	20,544
Total						**140,073**

Prisoners Review Board

Prisoners Review Board Membership and Remuneration

Position title	Member name	Type of remuneration	Period of membership	Term of appointment / tenure	Base Salary/ sitting fee ($)	Gross/Actual remuneration ($)[1]
Chairperson	Hon Jeremy Curthoys	Salary[2]	ER[4]	Part-time	410,798	410,798
DC[3]	A	Sessional	ER[4]	Sessional	712	31,134
DC[3]	B	Sessional	ER[4]	Sessional	712	27,863
DC[3]	C	Sessional	ER[4]	Sessional	712	32,773
DC[3]	D	Sessional	ER[4]	Sessional	712	71,128
DC[3]	E	Sessional	ER[4]	Sessional	712	48,589
DC[3]	F	Sessional	ER[4]	Sessional	712	45,020
DC[3]	G	Sessional	ER[4]	Sessional	712	33,378
DC[3]	H	Sessional	ER[4]	Sessional	712	11,975
Member	A	Sessional	ER[4]	Sessional	572	74,707
Member	B	Sessional	ER[4]	Sessional	572	72,218
Member	C	Sessional	ER[4]	Sessional	572	17,506
Member	D	Sessional	ER[4]	Sessional	572	33,581
Member	E	Sessional	ER[4]	Sessional	572	12,888
Member	F	Sessional	ER[4]	Sessional	572	6,334
Member	G	Sessional	ER[4]	Sessional	572	21,306
Member	H	Sessional	ER[4]	Sessional	572	1,219
Member	I	Sessional	ER[4]	Sessional	572	23,728
Member	J	Sessional	ER[4]	Sessional	572	30,218
Member	K	Sessional	ER[4]	Sessional	572	5,489
Member	L	Sessional	ER[4]	Sessional	572	678
Member	M	Sessional	ER[4]	Sessional	572	33,930
Member	N	Sessional	ER[4]	Sessional	572	28,912
Member	O	Sessional	ER[4]	Sessional	572	265
Member	P	Sessional	ER[4]	Sessional	572	17,335
Member	Q	Sessional	ER[4]	Sessional	572	10,523
Member	R	Sessional	ER[4]	Sessional	572	59,181
Member	S	Sessional	ER[4]	Sessional	572	2,973
Member	T	Sessional	ER[4]	Sessional	572	35,670
Member	U	Sessional	ER[4]	Sessional	572	1,794

Prisoners Review Board Membership and Remuneration 2025/26 *continued*

Position title	Member name	Type of remuneration	Period of membership	Term of appointment / tenure	Base Salary/ sitting fee ($)	Gross/Actual remuneration ($)[1]
Member	V	Sessional	ER[4]	Sessional	572	5,966
Member	W	Sessional	ER[4]	Sessional	572	48,991
Member	X	Sessional	ER[4]	Sessional	572	8,733
Mem CS[5]	AA	Nil	ER[4]	N/A	0	0
Mem CS[5]	AB	Nil	ER[4]	N/A	0	0
Mem CS[5]	AC	Nil	ER[4]	N/A	0	0
Mem CS[5]	AD	Nil	ER[4]	N/A	0	0
Mem CS[5]	AE	Nil	ER[4]	N/A	0	0
Mem WAP[6]	AF	Nil	ER[4]	N/A	0	0
Mem WAP[6]	AG	Nil	ER[4]	N/A	0	0
Mem WAP[6]	AH	Nil	ER[4]	N/A	0	0
Mem WAP[6]	AI	Nil	ER[4]	N/A	0	0
Mem WAP[6]	AJ	Nil	ER[4]	N/A	0	0
Mem WAP[6]	AK	Nil	ER[4]	N/A	0	0
Mem WAP[6]	AL	Nil	ER[4]	N/A	$0	0
Total						**1,266,803**

[1] *Includes rates paid for attendance at training and professional development sessions and payments at an hourly rate applied to unscheduled meetings of the board where a quorum is required at short notice in relation to a single prisoner and where the matter cannot wait until the next sitting of the board.*

[2] *The Chairperson's salary reflects their appointment to the Prisoners Review Board at 0.8FTE and Supervised Release Review Board at 0.2FTE. Whilst Mr Curthoys is also President of the Mental Impairment Review Tribunal (MIRT), none of his current salary is attributed to the MIRT."*

[3] *DC: Deputy Chairperson*

[4] *ER: Entire Reporting Period*

[5] *Mem CS: Member Corrective Services*

[6] *Mem WAP: Member WA Police*

Mental Impairment Review Tribunal

Mental Impairment Review Tribunal Membership and Remuneration 2025/26

Position title	Member name	Type of remuneration	Period of membership	Term of appointment / tenure	Base Salary/ sitting fee ($)	Gross/Actual remuneration ($)[1]
Chairperson	Hon Jeremy Curthoys	Salary	ER[4]	Part-time	0	0
DP[2]	A	SR[3]	ER[4]	Sessional	712	3,865
DP[2]	B	SR[3]	ER[4]	Sessional	712	6,936
Deputy President	C	SR[3]	ER[4]	Sessional	712	4,926
Member	A	SR[3]	ER[4]	Sessional	512	1,624
Member	B	SR[3]	ER[4]	Sessional	512	3,736
Member	C	SR[3]	ER[4]	Sessional	512	8,338
Member	D	SR[3]	ER[4]	Sessional	512	8,556
Member	E	SR[3]	ER[4]	Sessional	512	5,109
Member	F	SR[3]	ER[4]	Sessional	512	11,566
Member	G	SR[3]	ER[4]	Sessional	512	5,302
Member	H	SR[3]	ER[4]	Sessional	512	8,753
Member			ER[4]			
Dept of Communities	A	Nil	ER[4]	N/A	0	0
Total						**68,711**

[1] *Includes rates paid for attendance at training and professional development sessions and payments at an hourly rate applied to unscheduled meetings of the Tribunal where a quorum is required at short notice in relation to a single matter and where the matter cannot wait until the next sitting of the Tribunal*

[2] *DP: Deputy President*

[3] *SR: Sessional Payment*

[4] *ER: Entire Reporting Period*

Supervised Release Review Board

Supervised Release Review Board Membership and Remuneration 2025/26

Position title	Member name	Type of remuneration	Period of membership	Term of appointment / tenure	Base Salary/ sitting fee ($)	Gross/Actual remuneration ($)[1]
Chairperson	Hon Jeremy Curthoys	Salary	ER[5]	Part-time	102,699	102,699
Deputy Chairperson	A	SP[4]	ER[5]	Sessional	712	20,211
Deputy Chairperson	B	SP[4]	ER[5]	Sessional	712	2,442
Member	A	SP[4]	ER[5]	Sessional	572	3,664
Member	B	SP[4]	ER[5]	Sessional	572	204
Member	C	SP[4]	ER[5]	Sessional	572	16,020
Member	D	SP[4]	ER[5]	Sessional	572	18,256
Member	E	SP[4]	ER[5]	Sessional	572	10,493
Member	F	SP[4]	ER[5]	Sessional	572	8,816
Mem YJS[2]	G	Nil	ER[5]	N/A	0	0
Mem YJS[2]	H	Nil	ER[5]	N/A	0	0
Mem WAP[3]	I	Nil	ER[5]	N/A	0	0
Mem WAP[3]	J	Nil	ER[5]	N/A	0	0
Total						**182,805**

[1] *Including payments at an hourly rate applied to unscheduled meetings of the board where a quorum is required at short notice in relation to a single young offender and where the matter cannot wait until the next sitting of the board.*

[2] *Mem YJS: Member Youth Justice Services*

[3] *Mem WAP: Member of WA Police*

[4] *SP: Sessional Payment*

[5] *ER: Entire Reporting Period*

Acts Administered

Attorney General

1. *Acts Amendment (Equality of Status) Act 2003*
2. *Acts Amendment and Repeal (Courts and Legal Practice) Act 2003*
3. *Administration Act 1903*
4. *Age of Majority Act 1972*
5. *Anglican Church of Australia (Diocesan Trustees) Act 1888*
6. *Anglican Church of Australia (Diocese of North West Australia) Act 1961*
7. *Anglican Church of Australia (Swanleigh land and endowments) Act 1979*
8. *Anglican Church of Australia Act 1976*
9. *Anglican Church of Australia Constitution Act 1960*
10. *Anglican Church of Australia Lands Act 1914*
11. *Artificial Conception Act 1985*
12. *Australia Acts (Request) Act 1985*
13. *Bail Act 1982*
14. *Bail Amendment Act 2008*
15. *Baptist Union of Western Australia Lands Act 1941*
16. *Births, Deaths and Marriages Registration Act 1998*
17. *Charitable Trusts Act 2022*
18. *Child Support (Commonwealth Powers) Act 2019*
19. *Children's Court of Western Australia Act 1988*
20. *Choice of Law (Limitation Periods) Act 1994*
21. *Civil Judgments Enforcement Act 2004*
22. *Civil Liability Act 2002*
23. *Civil Procedure (Representative Proceedings) Act 2022*
24. *Civil Procedure Act 1833 (Imp)*
25. *Classification (Publications, Films and Computer Games) Enforcement Act 1996*
26. *Commercial Arbitration Act 2012*
27. *Commissioner for Children and Young People Act 2006*
28. *Commonwealth Places (Administration of Laws) Act 1970*
29. *Commonwealth Powers (De Facto Relationships) Act 2006*
30. *Companies (Administration) Act 1982*
31. *Constitutional Powers (Coastal Waters) Act 1979*
32. *Co operative Schemes (Administrative Actions) Act 2001*
33. *Coroners Act 1996*
34. *Corporations (Administrative Actions) Act 2001*
35. *Corporations (Ancillary Provisions) Act 2001*
36. *Corporations (Commonwealth Powers) Act 2001*
37. *Corporations (Consequential Amendments) Act (No. 3) 2003*
38. *Corporations (Taxing) Act 1990*
39. *Corporations (Western Australia) Act 1990*
40. *Courts and Tribunals (Electronic Processes Facilitation) Act 2013*
41. *Crimes at Sea Act 2000*
42. *Criminal Appeals Act 2004*
43. *Criminal Code Act Compilation Act 1913*
44. *Criminal Injuries Compensation Act 2003*
45. *Criminal Investigation (Extra territorial Offences) Act 1987*
46. *Criminal Law (Mental Impairment) Act 2023*
47. *Criminal Law (Unlawful Consorting and Prohibited Insignia) Act 2021*
48. *Criminal Organisations Control Act 2012*
49. *Criminal Procedure Act 2004*
50. *Criminal Property Confiscation (Consequential Provisions) Act 2000*
51. *Criminal Property Confiscation Act 2000*
52. *Cross border Justice Act 2008*
53. *Crown Suits Act 1947*
54. *Defamation Act 2005*
55. *District Court of Western Australia Act 1969*
56. *Domestic Violence Orders (National Recognition) Act 2017*
57. *Domicile Act 1981*
58. *Electronic Transactions Act 2011*
59. *Escheat (Procedure) Act 1940*
60. *Evidence Act 1906*
61. *Evidence Act 2025*
62. *Factors (1823) (Imp)*
63. *Factors (1825) (Imp)*

64. *Factors (1842) (Imp)*
65. *Factors Acts Amendment Act 1878*
66. *Family Court (Orders of Registrars) Act 1997*
67. *Family Court Act 1997*
68. *Family Legislation Amendment Act 2006*
69. *Family Provision Act 1972*
70. *Fatal Accidents Act 1959*
71. *Federal Courts (State Jurisdiction) Act 1999*
72. *Financial Transaction Reports Act 1995*
73. *Fines, Penalties and Infringement Notices Enforcement Act 1994*
74. *Freemasons' Property Act 1956*
75. *Guardianship and Administration Act 1990*
76. *High Risk Serious Offenders Act 2020 (except Part 3, sections 30 33 & 51, Part 4 Division 6, section 67 & Part 7, which are administered by the Minister for Corrective Services principally assisted by the Department of Justice)*
77. *Highways (Liability for Straying Animals) Act 1983*
78. *Historical Homosexual Convictions Expungement Act 2018*
79. *Imperial Act Adopting Ordinance 1847*
80. *Imperial Acts Adopting Act 1836*
81. *Imperial Acts Adopting Act 1844*
82. *Imperial Acts Adopting Ordinance 1849*
83. *Imperial Acts Adopting Ordinance 1867*
84. *Interpretation Act 1984*
85. *Judges' Retirement Act 1937*
86. *Judgments Act 1839 (Imp)*
87. *Judgments Act 1855 (Imp)*
88. *Juries Act 1957*
89. *Jurisdiction of Courts (Cross vesting) Act 1987*
90. *Justices of the Peace Act 2004*
91. *Law Reform (Contributory Negligence and Tortfeasors' Contribution) Act 1947*
92. *Law Reform (Miscellaneous Provisions) Act 1941*
93. *Law Reform (Statute of Frauds) Act 1962*
94. *Law Reporting Act 1981*
95. *Legal Profession Uniform Law Application Act 2022*
96. *Legal Representation of Infants Act 1977*
97. *Legislation Act 2021*
98. *Limitation Act 1935*
99. *Limitation Act 2005*
100. *Magistrates Court (Civil Proceedings) Act 2004*
101. *Magistrates Court Act 2004*
102. *Mercantile Law Amendment Act 1856 (Imp)*
103. *National Redress Scheme for Institutional Child Sexual Abuse (Commonwealth Powers) Act 2018*
104. *Native Title (State Provisions) Act 1999*
105. *Oaths, Affidavits and Statutory Declarations Act 2005*
106. *Occupiers' Liability Act 1985*
107. *Offenders (Legal Action) Act 2000*
108. *Official Prosecutions (Accused's Costs) Act 1973*
109. *Off shore (Application of Laws) Act 1982*
110. *Parole Orders (Transfer) Act 1984*
111. *Partnership Act 1895*
112. *Perth Anglican Church of Australia Collegiate School Act 1885*
113. *Perth Diocesan Trustees (Special Fund) Act 1944*
114. *Perth Hebrew Congregation Lands Act 1921*
115. *Presbyterian Church Act 1908*
116. *Presbyterian Church Act 1976*
117. *Presbyterian Church Act Amendment Act 1919*
118. *Presbyterian Church Act Amendment Act 1924*
119. *Presbyterian Church of Australia Act 1901*
120. *Presbyterian Church of Australia Act 1970*
121. *Prescription Act 1832 (Imp)*
122. *Prisoners (Release for Deportation) Act 1989*
123. *Professional Standards Act 1997*
124. *Prohibited Behaviour Orders Act 2010*
125. *Property Law Act 1969*
126. *Prostitution Act 2000 (s. 62 & Part 5 only; remainder of Act administered by the Minister for Health principally assisted by the Department of Health)*
127. *Prostitution Amendment Act 2008*
128. *Public Notaries Act 1979*

129. *Public Trustee Act 1941*
130. *Restraining Orders Act 1997*
131. *Restraint of Debtors Act 1984*
132. *Roman Catholic Bishop of Broome Property Act 1957*
133. *Roman Catholic Bunbury Church Property Act 1955*
134. *Roman Catholic Church Lands Act 1895*
135. *Roman Catholic Church Lands Amendment Act 1902*
136. *Roman Catholic Church Lands Ordinance 1858*
137. *Roman Catholic Church Property Act 1911*
138. *Roman Catholic Church Property Act Amendment Act 1912*
139. *Roman Catholic Church Property Acts Amendment Act 1916*
140. *Roman Catholic Geraldton Church Property Act 1925*
141. *Royal Commission (Police) Act 2002*
142. *Sea Carriage Documents Act 1997*
143. *Sentence Administration Act 2003 (Part 2 Divisions 1, 3 & 4, Parts 3 & 4, Part 5 Division 4, Part 9, sections 114, 115, 115A, 119 & 122, Schedule 1 & 2; remainder of Act administered by the Minister for Corrective Services principally assisted by the Department of Justice)*
144. *Sentencing (Consequential Provisions) Act 1995*
145. *Sentencing Act 1995 (except Part 3 Divisions 3 & 5, Parts 3A, 9, 10, 11 & 12, Part 18 Divisions 2, 3 & 4 which are administered by the Minister for Corrective Services principally assisted by the Department of Justice)*
146. *Sentencing Legislation Amendment and Repeal Act 2003*
147. *Solicitor General Act 1969*
148. *Spent Convictions Act 1988*
149. *State Administrative Tribunal (Conferral of Jurisdiction) Amendment and Repeal Act 2004*
150. *State Administrative Tribunal Act 2004*
151. *Statute of Frauds (1677) (Imp)*
152. *Statutory Corporations (Liability of Directors) Act 1996*
153. *Supreme Court Act 1935*
154. *The Salvation Army (Western Australia) Property Trust Act 1931*
155. *Titles (Validation) and Native Title (Effect of Past Acts) Act 1995*
156. *Trustee Companies Act 1987*
157. *Trustees Act 1962*
158. *Trustees of Western Australia Limited (Transfer of Business) Act 2003*
159. *Unauthorised Documents Act 1961*
160. *Uniting Church in Australia Act 1976*
161. *Vexatious Proceedings Restriction Act 2002*
162. *Victims of Crime Act 1994*
163. *Warehousemen's Liens Act 1952*
164. *Warrants for Goods Indorsement Act 1898*
165. *West Australian Trustees Limited (Merger) Act 1989*
166. *Wills Act 1970*
167. *Yallingup Foreshore Land Act 2006*

Minister for Corrective Services

1. *Court Security and Custodial Services Act 1999*
2. *High Risk Serious Offenders Act 2020 (Part 3, sections 30 33 & 51, Part 4 Division 6, section 67 & Part 7 only; remainder of Act administered by the Attorney General principally assisted by the Department of Justice)*
3. *Prisoners (International Transfer) Act 2000*
4. *Prisoners (Interstate Transfer) Act 1983*
5. *Prisons Act 1981*
6. *Sentence Administration (Interstate Transfer of Community Based Sentences) Act 2009*
7. *Sentence Administration Act 2003 (Part 1, Part 2 Division 2, Part 5 Divisions 1 3, Part 6, 7, 8 & Part 10 except section 114, 115 & 115A; remainder of Act administered by the Attorney General principally assisted by the Department of Justice)*
8. *Sentencing Act 1995 (Part 3 Divisions 3 & 5, Part 3A, 9, 10, 11 & 12, Part 18 Divisions 2, 3 & 4 only; remainder of Act administered by the Attorney General principally assisted by the Department of Justice)*
9. *Young Offenders Act 1994*

Auditor General

INDEPENDENT AUDITOR'S REPORT
2026
Department of Justice

To the Parliament of Western Australia

Report on the audit of the financial statements

Opinion

I have audited the financial statements of the Department of Justice (Department) which comprise:

- the statement of financial position as at 30 June 2026, the statement of comprehensive income, statement of changes in equity and statement of cash flows for the year then ended
- administered schedules comprising the administered assets and liabilities as at 30 June 2026 and administered income and expenses by service for the year then ended
- notes comprising a summary of material accounting policies and other explanatory information.

In my opinion, the financial statements are:

- based on proper accounts and present fairly, in all material respects, the operating results and cash flows of the Department for the year ended 30 June 2026 and the financial position as at the end of that period
- in accordance with Australian Accounting Standards, the *Financial Management Act 2006* and the Treasurer's Instructions.

Basis for opinion

I conducted my audit in accordance with the Australian Auditing Standards. My responsibilities under those standards are further described in the Auditor's responsibilities for the audit of the financial statements section of my report.

I believe that the audit evidence I have obtained is sufficient and appropriate to provide a basis for my opinion.

Responsibilities of the Director General for the financial statements

The Director General is responsible for:

- keeping proper accounts
- preparation and fair presentation of the financial statements in accordance with Australian Accounting Standards, the *Financial Management Act 2006* and the Treasurer's Instructions
- such internal control as it determines is necessary to enable the preparation of financial statements that are free from material misstatement, whether due to fraud or error.

7th Floor Albert Facey House 469 Wellington Street Perth MAIL TO: Perth BC PO Box 8489 Perth WA 6849 TEL: 08 6557 7500

In preparing the financial statements, the Director General is responsible for:

- assessing the entity's ability to continue as a going concern
- disclosing, as applicable, matters related to going concern
- using the going concern basis of accounting unless the Western Australian Government has made policy or funding decisions affecting the continued existence of the Department.

Auditor's responsibilities for the audit of the financial statements

As required by the *Auditor General Act 2006*, my responsibility is to express an opinion on the financial statements. The objectives of my audit are to obtain reasonable assurance about whether the financial statements as a whole are free from material misstatement, whether due to fraud or error, and to issue an auditor's report that includes my opinion. Reasonable assurance is a high level of assurance, but is not a guarantee that an audit conducted in accordance with Australian Auditing Standards will always detect a material misstatement when it exists.

Misstatements can arise from fraud or error and are considered material if, individually or in the aggregate, they could reasonably be expected to influence the economic decisions of users taken on the basis of the financial statements. The risk of not detecting a material misstatement resulting from fraud is higher than for one resulting from error, as fraud may involve collusion, forgery, intentional omissions, misrepresentations or the override of internal control.

A further description of my responsibilities for the audit of the financial statements is located on the Auditing and Assurance Standards Board website. This description forms part of my auditor's report and can be found at https://www.auasb.gov.au/auditors_responsibilities/ar4.pdf.

Report on the audit of controls

Opinion

I have undertaken a reasonable assurance engagement on the design and implementation of controls exercised by the Department. The controls exercised by the Department are those policies and procedures established to ensure that the receipt, expenditure and investment of money, the acquisition and disposal of property, and the incurring of liabilities have been in accordance with the State's financial reporting framework (the overall control objectives).

In my opinion, in all material respects, the controls exercised by the Department are sufficiently adequate to provide reasonable assurance that the controls within the system were suitably designed to achieve the overall control objectives identified as at 30 June 2026, and the controls were implemented as designed as at 30 June 2026.

The Director General's responsibilities

The Director General is responsible for designing, implementing and maintaining controls to ensure that the receipt, expenditure and investment of money, the acquisition and disposal of property and the incurring of liabilities are in accordance with the *Financial Management Act 2006*, the Treasurer's Instructions and other relevant written law.

Auditor General's responsibilities

As required by the *Auditor General Act 2006,* my responsibility as an assurance practitioner is to express an opinion on the suitability of the design of the controls to achieve the overall control objectives and the implementation of the controls as designed. I conducted my engagement in accordance with Standard on Assurance Engagements *ASAE 3150 Assurance Engagements on Controls* issued by the Australian Auditing and Assurance Standards Board. That standard requires that I comply with relevant ethical requirements and plan and perform my procedures to obtain reasonable assurance about whether, in all material respects, the controls are suitably designed to achieve the overall control objectives and were implemented as designed.

An assurance engagement involves performing procedures to obtain evidence about the suitability of the controls design to achieve the overall control objectives and the implementation of those controls. The procedures selected depend on my judgement, including an assessment of the risks that controls are not suitably designed or implemented as designed. My procedures included testing the implementation of those controls that I consider necessary to achieve the overall control objectives.

I believe that the evidence I have obtained is sufficient and appropriate to provide a basis for my opinion.

Limitations of controls

Because of the inherent limitations of any internal control structure, it is possible that, even if the controls are suitably designed and implemented as designed, once in operation, the overall control objectives may not be achieved so that fraud, error or non-compliance with laws and regulations may occur and not be detected. Any projection of the outcome of the evaluation of the suitability of the design of controls to future periods is subject to the risk that the controls may become unsuitable because of changes in conditions.

Report on the audit of the key performance indicators

Opinion

I have undertaken a reasonable assurance engagement on the key performance indicators of the Department for the year ended 30 June 2026 reported in accordance with the *Financial Management Act 2006* and the Treasurer's Instructions (legislative requirements). The key performance indicators are the Under Treasurer-approved key effectiveness indicators and key efficiency indicators that provide performance information about achieving outcomes and delivering services.

In my opinion, in all material respects, the key performance indicators report of the Department for the year ended 30 June 2026 is in accordance with the legislative requirements, and the key performance indicators are relevant and appropriate to assist users to assess the Department's performance and fairly represent indicated performance for the year ended 30 June 2026.

The Director General's responsibilities for the key performance indicators

The Director General is responsible for the preparation and fair presentation of the key performance indicators in accordance with the *Financial Management Act 2006* and the Treasurer's Instructions and for such internal controls as the Director General determines necessary to enable the preparation of key performance indicators that are free from material misstatement, whether due to fraud or error.

In preparing the key performance indicators, the Director General is responsible for identifying key performance indicators that are relevant and appropriate, having regard to their purpose in accordance with Treasurer's Instruction 3 Financial Sustainability – Requirement 5 Key Performance Indicators.

Auditor General's responsibilities

As required by the *Auditor General Act 2006,* my responsibility as an assurance practitioner is to express an opinion on the key performance indicators. The objectives of my engagement are to obtain reasonable assurance about whether the key performance indicators are relevant and appropriate to assist users to assess the Department's performance and whether the key performance indicators are free from material misstatement, whether due to fraud or error, and to issue an auditor's report that includes my opinion. I conducted my engagement in accordance with Standard on Assurance Engagements *ASAE 3000 Assurance Engagements Other than Audits or Reviews of Historical Financial Information* issued by the Australian Auditing and Assurance Standards Board. That standard requires that I comply with relevant ethical requirements relating to assurance engagements.

An assurance engagement involves performing procedures to obtain evidence about the amounts and disclosures in the key performance indicators. It also involves evaluating the relevance and appropriateness of the key performance indicators against the criteria and guidance in Treasurer's Instruction 3 - Requirement 5 for measuring the extent of outcome achievement and the efficiency of service delivery. The procedures selected depend on my judgement, including the assessment of the risks of material misstatement of the key performance indicators. In making these risk assessments, I obtain an understanding of internal control relevant to the engagement in order to design procedures that are appropriate in the circumstances.

I believe that the evidence I have obtained is sufficient and appropriate to provide a basis for my opinion.

My independence and quality management relating to the report on financial statements, controls and key performance indicators

I have complied with the independence requirements of the *Auditor General Act 2006* and the relevant ethical requirements relating to assurance engagements. In accordance with ASQM 1 *Quality Management for Firms that Perform Audits or Reviews of Financial Reports and Other Financial Information, or Other Assurance or Related Services Engagements,* the Office of the Auditor General maintains a comprehensive system of quality management including documented policies and procedures regarding compliance with ethical requirements, professional standards and applicable legal and regulatory requirements.

Other information

The Director General is responsible for the other information. The other information is the information in the entity's annual report for the year ended 30 June 2026, but not the financial statements, key performance indicators and my auditor's report.

My opinions on the financial statements, controls and key performance indicators do not cover the other information and accordingly I do not express any form of assurance conclusion thereon.

In connection with my audit of the financial statements, controls and key performance indicators my responsibility is to read the other information and, in doing so, consider whether the other information is materially inconsistent with the financial statements and key performance indicators or my knowledge obtained in the audit or otherwise appears to be materially misstated.

If, based on the work I have performed, I conclude that there is a material misstatement of this other information, I am required to report that fact. I did not receive the other information prior to the date of this auditor's report. When I do receive it, I will read it and if I conclude that there is a material misstatement in this information, I am required to communicate the matter to those charged with governance and request them to correct the misstated information. If the misstated information is not corrected, I may need to retract this auditor's report and re-issue an amended report.

Matters relating to the electronic publication of the audited financial statements and key performance indicators

This auditor's report relates to the financial statements and key performance indicators of the Department for the year ended 30 June 2026 included in the annual report on the Department's website. The Department's management is responsible for the integrity of the Department's website. This audit does not provide assurance on the integrity of the Department's website. The auditor's report refers only to the financial statements, controls and key performance indicators described above. It does not provide an opinion on any other information which may have been hyperlinked to/from the annual report. If users of the financial statements and key performance indicators are concerned with the inherent risks arising from publication on a website, they are advised to contact the Department to confirm the information contained in the website version.

Grant Robinson
Assistant Auditor General Financial Audit
Delegate of the Auditor General for Western Australia
Perth, Western Australia
10 September 2026

Financials

Government of **Western Australia**
Department of **Justice**

Disclosures and legal compliance

Certification of financial statements

For the financial year ended 30 June 2026

The accompanying financial statements of the Department of Justice have been prepared in compliance with the provisions of the *Financial Management Act 2006* from proper accounts and records to present fairly the financial transactions for the financial year ended 30 June 2026 and the financial position as at 30 June 2026.

At the date of signing, we are not aware of any circumstances which would render the particulars included within the financial statements misleading or inaccurate.

Rodolfo Montilva
Chief Finance Officer

10 September 2026

Kylie Maj
Accountable Authority

10 September 2026

OAG AUDITED

Financial statements

The Department of Justice (the Department) has pleasure in presenting its audited general purpose financial statements for the reporting period ended 30 June 2026 which provides users with information about the Department's stewardship of resource entrusted to it. The financial information is presented in the following structure:

Financial statements	Page
Statement of comprehensive income	5
Statement of financial position	6
Statement of changes in equity	7
Statement of cash flows	8
Administered schedules	9
Administered income and expenses by service	9
Administered assets and liabilities	10
Notes to the financial statements	12
1.Basis of preparation	12
Statement of compliance	12
Basis of preparation	12
Judgements and estimates	12
Accounting for Goods and Services Tax (GST)	12
Contributed equity	13
Administered items	13
2.Department outputs	14
2.1 Department objectives	14
2.2 Schedule of income and expenses by service	15
2.3 Schedule of assets and liabilities by service	17
3.Use of our funding	19
3.1 (a) Employee benefits expenses	19
3.1 (b) Employee related provisions	20
3.2 Grants and subsidies	22
3.3 Supplies and services	23
3.4 Accommodation expenses	23
3.5 Prisoner gratuities	23
3.6 Other expenditure	24
4.Our funding sources	25
4.1 Income from State Government	26
4.2 User charges and fees	27
4.3 Sale of goods	28
4.4 Commonwealth grants	29
4.5 Other income	30
5.Key assets	31
5.1 Property, plant and equipment	31
5.2 Intangible assets	35
5.3 Right-of-use assets	37
6.Other assets and liabilities	39
6.1 Receivables	39
6.2 Amounts receivable for services (Holding account)	40
6.3 Other assets	40
6.4 Biological assets	40
6.5 Payables	41
6.6 Other provisions	41
7.Financing	43
7.1 Lease liabilities	43
7.2 Assets pledged as security	44
7.3 Finance costs	44
7.4 Cash and cash equivalents	45
7.5 Capital commitments	46
8.Risks and contingencies	47
8.1 Financial risk management	47
8.2 Contingent assets and liabilities	52
8.3 Fair value measurements	54
9.Other disclosures	56
9.1 Events occurring after the end of the reporting period	56
9.2 Future impact of Australian Accounting Standards not yet operative	56
9.3 Key management personnel	58
9.4 Related party transactions	58
9.5 Related bodies	59
9.6 Affiliated bodies	59
9.7 Special purpose accounts	60
9.8 Remuneration of auditors	61
9.9 Services provided free of charge	61
9.10 Equity	62

9.11 Supplementary financial information 63
9.12 Non-current assets held for distribution to owners 63
10. Explanatory statements 64
10.1 Explanatory statement for controlled operations 64
10.2 Explanatory statement for administered items 70

Statement of comprehensive income
For the year ended 30 June 2026

	Notes	2026 ($000)	2025 ($000)
Cost of Services			
Expenses			
Employee benefits expenses	3.1(a)	1,169,725	1,064,225
Supplies and services	3.3	629,495	585,292
Depreciation and amortisation expense	5.1.1, 5.2.1, 5.3	111,583	97,340
Finance costs	7.3	32,002	33,069
Grants and subsidies	3.2	312,871	287,435
Accommodation expenses	3.4	58,804	57,884
Prisoner gratuities	3.5	19,273	17,955
Cost of sales	4.3	24,392	21,843
Other expenditure	3.6	217,287	186,038
Total cost of services		**2,575,432**	**2,351,081**
Income			
User charges and fees	4.2	126,328	115,766
Sale of goods	4.3	25,619	23,121
Commonwealth grants	4.4	125,583	96,543
Other income	4.5	28,836	26,564
Total income		**306,366**	**261,994**
Net cost of services		**2,269,066**	**2,089,087**
Income from State Government			
Service appropriation	4.1	2,194,084	1,990,553
Income from other public sector entities	4.1	15,609	24,121
Services received	4.1	15,989	34,446
Royalties for Regions fund	4.1	10,435	11,179
Total income from State Government		**2,236,117**	**2,060,299**
Deficit for the period		**(32,949)**	**(28,788)**
Other comprehensive income			
Items not reclassified subsequently to profit or loss			
Changes in asset revaluation surplus	9.10	159,245	523,459
Total other comprehensive income		**159,245**	**523,459**
Total comprehensive income for the period		**126,296**	**494,671**

The Statement of comprehensive income should be read in conjunction with the accompanying notes.

Statement of financial position
As at 30 June 2026

	Notes	2026 ($000)	2025 ($000)
Assets			
Current Assets			
Cash and cash equivalents	7.4.1	39,861	35,550
Restricted cash and cash equivalents	7.4.1	3,876	3,336
Inventories	4.3	6,970	5,932
Receivables	6.1	36,202	26,574
Amounts receivable for services	6.2	11,625	11,625
Other current assets	6.3	3,576	2,303
Biological assets	6.4	3,484	2,469
Non-current assets held for distribution to owners	9.12	5,285	-
Total Current Assets		**110,879**	**87,789**
Non-Current Assets			
Receivables	6.1	28,509	28,509
Amounts receivable for services	6.2	941,158	853,673
Property, plant and equipment	5.1	3,226,838	3,003,324
Intangible assets	5.2	8,600	4,951
Right-of-use assets	5.3	384,031	402,131
Total Non-Current Assets		**4,589,136**	**4,292,588**
Total Assets		**4,700,015**	**4,380,377**
Liabilities			
Current Liabilities			
Payables	6.5	131,400	112,213
Lease liabilities	7.1	41,906	38,773
Employee related provisions	3.1(b)	231,631	216,875
Other provisions	6.6	77	-
Total Current Liabilities		**405,014**	**367,861**
Non-Current Liabilities			
Lease liabilities	7.1	309,226	329,880
Employee related provisions	3.1(b)	31,126	30,749
Total Non-Current Liabilities		**340,352**	**360,629**
Total liabilities		**745,366**	**728,490**
Net assets		**3,954,649**	**3,651,887**
Equity			
Contributed equity	9.10	3,508,231	3,331,765
Revaluation reserves	9.10	1,147,462	988,217
Accumulated deficit	9.10	(701,044)	(668,095)
Total Equity		**3,954,649**	**3,651,887**

The Statement of financial position should be read in conjunction with the accompanying notes.

Statement of changes in equity
For the year ended 30 June 2026

	Note	Contributed Equity	Reserves	Accumulated Deficit	Total Equity
	9.10	($000)	($000)	($000)	($000)
Balance at 1 July 2024		2,709,975	464,758	(639,307)	2,535,426
Deficit		-	-	(28,788)	(28,788)
Other comprehensive income		-	523,459	-	523,459
Total comprehensive income for the period		**-**	**523,459**	**(28,788)**	**494,671**
Transactions with owners in their capacity as owners:					
Capital appropriations		131,700	-	-	131,700
Distribution to owners		(410)	-	-	(410)
Special purpose account funding		2,500	-	-	2,500
Liability assumed by owners[(a)]		488,000	-	-	488,000
Total		**621,790**	**-**	**-**	**621,790**
Balance at 30 June 2025		**3,331,765**	**988,217**	**(668,095)**	**3,651,887**
Balance at 1 July 2025		3,331,765	988,217	(668,095)	3,651,887
Deficit		-	-	(32,949)	(32,949)
Other comprehensive income		-	159,245	-	159,245
Total comprehensive income for the period		**-**	**159,245**	**(32,949)**	**126,296**
Transactions with owners in their capacity as owners:					
Capital appropriations		173,895	-	-	173,895
Special purpose account funding		2,103	-	-	2,103
Contribution by owners		468	-	-	468
Total		**176,466**	**-**	**-**	**176,466**
Balance at 30 June 2026		**3,508,231**	**1,147,462**	**(701,044)**	**3,954,649**

The Statement of changes in equity should be read in conjunction with the accompanying notes.

(a) Effective 1 July 2024, The National Redress Scheme had been reclassified as an administered item. Additional disclosure provided under administered assets and liabilities.

Statement of cash flows
For the year ended 30 June 2026

	Notes	2026 ($000)	2025 ($000)
Cash flows from State Government			
Service appropriation		2,094,974	1,897,365
Funds from other public entities		15,609	24,121
Equity contribution		175,998	134,200
Holding account drawdown		11,625	11,852
Royalties for regions fund		10,903	10,769
Net cash provided by State Government		**2,309,109**	**2,078,307**
Utilised as follows:			
Cash flows from operating activities			
Payments			
Employee benefits		(1,149,149)	(1,040,711)
Supplies and services		(635,813)	(561,514)
Finance costs		(32,002)	(33,069)
Accommodation		(54,154)	(53,234)
Grants and subsidies		(312,871)	(289,685)
GST payments on purchases		(108,993)	(97,077)
GST payments to taxation authority		(5,067)	(1,756)
Other payments		(212,326)	(177,618)
Receipts			
Sales of goods and services		1,487	1,174
User charges and fees		126,390	115,768
Commonwealth grants		120,933	91,893
GST receipts on sales		5,177	4,800
GST receipts from taxation authority		109,905	92,026
Other receipts		26,375	29,100
Net cash used in operating activities	**7.4.2**	**(2,120,108)**	**(1,919,903)**
Cash flows from investing activities			
Payments			
Purchase of non-current physical assets		(139,564)	(80,959)
Net cash used in investing activities		**(139,564)**	**(80,959)**
Cash flows from financing activities			
Payments			
Principal elements of lease payments		(44,586)	(41,866)
Payment to accrued salaries account		-	(9,360)
Net cash used in financing activities		**(44,586)**	**(51,226)**
Net increase in cash and cash equivalents		4,851	26,219
Cash and cash equivalents at the beginning of the period		38,886	12,667
Cash and cash equivalents at the end of the period	**7.4.1**	**43,737**	**38,886**

The Statement of cash flows should be read in conjunction with the accompanying notes.

Administered schedules
Administered income and expenses by service

	Court and Tribunal Services		Services to Government		General – Not attributed		National Redress Scheme		Total	
	2026	2025	2026	2025	2026	2025	2026	2025	2026	2025
	$000	$000	$000	$000	$000	$000	$000	$000	$000	$000
INCOME FROM ADMINISTERED ITEMS										
Income										
Judicial fines and penalties	43,672	38,604	-	-	-	-	-	-	43,672	38,604
Infringement penalties	9,155	5,078	-	-	-	-	-	-	9,155	5,078
National Redress Scheme – funding[c]	-	-	-	-	-	-	27,318	28,116	27,318	28,116
National Redress Scheme – valuation adjustment[c]	-	-	-	-	-	-	31,781	140,754	31,781	140,754
Revenue for transfer - other Government agencies	-	-	17,496	18,246	-	-	-	-	17,496	18,246
Criminal property confiscations	-	-	45,726	29,896	-	-	-	-	45,726	29,896
Law Library Fund	-	-	-	-	600	600	-	-	600	600
Other	-	-	-	-	168	443	-	-	168	443
Total administered income	**52,827**	**43,682**	**63,222**	**48,142**	**768**	**1,043**	**59,099**	**168,870**	**175,916**	**261,737**
Expenses										
Transfer payments[a]	53,017	43,496	-	-	-	-	-	-	53,017	43,496
Criminal property confiscations – Grant payments[b]	-	-	29,049	30,263	-	-	-	-	29,049	30,263
Law Library Fund payments	-	-		-	600	600	-	-	600	600
Payment to Road Trauma Trust Account	-	-	17,565	18,177	-	-	-	-	17,565	18,177
Allowance for impairment of receivables - Fines Enforcement Registry	32,832	22,262	-	-	-	-	-	-	32,832	22,262
National Redress Scheme – payments[c]	-	-	-	-	-	-	27,318	28,116	27,318	28,116
National Redress Scheme – finance cost[c]	-	-	-	-	-	-	12,637	20,229	12,637	20,229
Other	(5)	(4)	-	-	170	201	-	-	165	197
Total administered expenses	**85,844**	**65,754**	**46,614**	**48,440**	**770**	**801**	**39,955**	**48,345**	**173,183**	**163,340**

(a) Transfer payments represent the transfer of non-retainable regulatory fees to the Consolidated Account.

(b) Criminal property confiscations grant payments – included in the above Administered income and expenses by service is an amount of $10,117,851 (2025: $5,368,981) related to accrued liability in relation to variable payment to Office of the Director of Public Prosecutions.

Revenue is recognised on the income statement in the period when it is realised and earned, irrespective of when cash is received. The revenue generating activity must be fully or substantially completed.

(c) Effective 1 July 2024, The National Redress Scheme was reclassified as an administered item. Additional disclosure provided under administered assets and liabilities.

Administered assets and liabilities

	2026 ($000)	2025 ($000)
Current assets		
Cash and cash equivalents		
Departmental receipts in suspense	654	945
Restricted cash and cash equivalents		
Law Library Fund	600	2
Confiscation Proceeds Account	72,170	50,745
Receivables[b]		
Fines Enforcement Registry	215,044	206,402
Less: Allowance for impairment of receivables	(184,745)	(151,913)
Total administered current assets	**103,723**	**106,181**
TOTAL ADMINISTERED ASSETS	**103,723**	**106,181**
Current liabilities		
Accrued expenses – Variable payment to Office of the Director of Public Prosecutions (ODPP)[a]	10,119	5,369
Payment due to Law Library	600	-
National Redress Scheme[c]	105,093	129,541
Total administered current liabilities	**115,812**	**134,910**
Non- current liabilities		
National Redress Scheme[c]	243,238	237,934
Total administered non-current liabilities	**243,238**	**237,934**
TOTAL ADMINISTERED LIABILITIES	**359,050**	**372,844**

(a) This is the amount set aside for ODPP variable payment.

(b) Administered assets are not controlled by the Department but are administered on behalf of the Government. These assets included receivables in relation to:

- District and Supreme Court fines and costs and those which are referred to the Fines Enforcement Registry (FER) for action and are outstanding as at 30 June 2026; and
- Magistrates Courts criminal fines, which are outstanding in each Court and have been referred to the FER as at 30 June 2026.

(c) Effective 1 July 2024, The National Redress Scheme had been reclassified as an administered item.

National Redress Scheme (Administered)

The provision includes both notified eligible applications which have not yet been paid by the WA Government and incurred but not yet reported (IBNR) applications. The IBNR applications refer to applications where the abuse has already occurred (prior to 1 July 2018) but has not yet been reported to the Scheme. A breakdown is shown in Table 1 below:

Table 1 - Provision as at 30 June (by notified and IBNR applications)	2026 ($000)	2025 ($000)
IBNR applications	162,746	247,799
Notified, eligible, but offer not yet accepted	174,197	111,149
Offer accepted and paid by the Commonwealth Scheme but not by WA Government	11,388	8,528
Total provision as at 30 June	**348,331**	**367,476**

Contingent Liability

Under the initial design of the Scheme, where an institution named on an application is defunct, but a government institution is jointly responsible for the abuse with the defunct institution, the government institution may agree to act as a funder of last resort (FoLR) and pay the defunct institution's share of redress. As a result of recommendations from the Second Anniversary Review commissioned by the Commonwealth Government, an expanded FoLR arrangement was implemented in December 2021, whereby government institutions with no shared responsibility with a defunct institution may agree to take on the defunct institution's redress payments.

The provision for NRS costs recognised by the Department ($348 million at 30 June 2026 reported as part of administered liabilities) excludes the expanded FoLR provisions that could involve the Western Australian Government paying redress for:

community sporting groups and other community organisations; and

workers aged under 18 who were sexually abused while working (this could arise from small business and business franchise licences).

At present, there is insufficient data and information to reliably estimate the impact from the expanded provisions hence this is disclosed as a contingent liability.

Notes to the financial statements

1. Basis of preparation

The Department is a government not-for-profit entity controlled by the State of Western Australia, which is the ultimate parent.

A description of the nature of its operations and its principal activities has been included in the annual report under **Overview of the Department,** which does not form part of these financial statements.

These annual financial statements were authorised for issue by the accountable authority of the Department on 10 September 2026.

Statement of compliance

The financial statements constitute general purpose financial statements that have been prepared in accordance with Australian Accounting Standards, the Framework, Statement of Accounting Concepts and other authoritative pronouncements of the Australian Accounting Standards Board as applied by Treasurer's instructions. Several of these are modified by Treasurer's instructions to vary application, disclosure, format and wording.

The *Financial Management Act 2006* and Treasurer's instructions are legislative provisions governing the preparation of financial statements and take precedence over Australian Accounting Standards, the Framework, Statement of Accounting Concepts and other authoritative pronouncements of the Australian Accounting Standards Board. Where modification is required and has had a material or significant financial effect upon the reported results, details of that modification and the resulting financial effect are disclosed in the notes to the financial statements.

Basis of preparation

These financial statements are presented in Australian dollars applying the accrual basis of accounting and using the historical cost convention. Certain balances will apply a different measurement basis (such as the fair value basis). Where this is the case, the different measurement basis is disclosed in the associated note. All values are rounded to the nearest thousand dollars ($'000).

Judgements and estimates

Judgements, estimates and assumptions are required to be made about financial information being presented. The significant judgements and estimates made in the preparation of these financial statements are disclosed in the notes where amounts affected by those judgements and/or estimates are disclosed. Estimates and associated assumptions are based on professional judgements derived from historical experience and various other factors that are believed to be reasonable under the circumstances.

Accounting for Goods and Services Tax (GST)

Income, expenses and assets are recognised net of the amount of goods and services tax (GST), except that the:

(a) amount of GST incurred by the Department as a purchaser that is not recoverable from the Australian Taxation Office (ATO) is recognised as part of an asset's cost of acquisition or as part of an item of expense; and
(b) receivables and payables are stated with the amount of GST included.

Cash flows are included in the Statement of cash flows on a gross basis. However, the GST components of cash flows arising from investing and financing activities which are recoverable from, or payable to, the ATO are classified as operating cash flows.

Contributed equity

Interpretation 1038 *Contributions by Owners Made to Wholly-Owned Public Sector Entities,* requires transfers in the nature of equity contributions, other than as a result of a restructure of administrative arrangements, to be designated as contributions by owners (at the time of, or prior to, transfer) before such transfers can be recognised as equity contributions. Capital appropriations have been designated as contributions by owners by TI 8 – Requirement 8.1(i) are credited directly to Contributed Equity.

Administered items

The Department administers, but does not control, certain activities and functions for and on behalf of government that do not contribute to the Department's services or objectives. It does not have discretion over how it utilises the transactions in pursuing its own objectives.

Transactions relating to the administered activities are not recognised as the Department's income, expenses, assets and liabilities, but are disclosed in the accompanying schedules as 'Administered income and expenses', and 'Administered assets and liabilities'.

The accrual basis of accounting and applicable Australian Accounting Standards has been adopted.

2. Department outputs

How the Department operates

This section includes information regarding the nature of funding the Department receives and how this funding is utilised to achieve the Department's objectives. This note also provides the distinction between controlled funding and administered funding:

	Notes
Department objectives	2.1
Schedule of income and expenses by service	2.2
Schedule of assets and liabilities by service	2.3

2.1 Department objectives

Mission

The Department's mission is for a fair, just, and safe community for all Western Australians. The Department supports the community, Western Australian Government, Judiciary, and State Parliament through the provision of access to high-quality justice, legal and corrective services, information, and products.

The Department is predominately funded by State parliamentary appropriations. The financial statements encompass all funds through which the Department controls resources to carry on its functions.

Services

The Department has a diverse range of services, which have the potential to affect all Western Australians. These include:

Justice Services

- court and tribunal services
- corrective services
- offender management and community safety
- victims support

Services to the Community

- advocacy, guardianship, and administration services
- trustee services
- birth, death, and marriage registration services
- provision of information and services on equal opportunity

Services to Government

- policy advice
- legal advice and representation
- legislative drafting and related services
- corporate services for other government agencies

2.2 Schedule of income and expenses by service
For the year ended 30 June 2026

	Court and Tribunal Services		Trustee Services		Equal Opportunity Commission Services		Births, Deaths and Marriages		Advocacy, Guardianship and Administration Services	
	2026 ($000)	2025 ($000)	2026 ($000)	2025 ($000)	2026 ($000)	2025 ($000)	2026 ($000)	2025 ($000)	2026 ($000)	2025 ($000)
Cost of Services										
Expenses										
Employee benefits expense	254,095	231,096	28,444	25,522	2,954	2,920	6,352	6,122	15,783	13,124
Supplies and services	136,257	131,797	4,426	4,653	228	251	2,107	1,891	3,303	2,627
Depreciation and amortisation expense	22,644	22,628	1,195	1,377	2	2	841	824	47	42
Finance costs	12,435	13,201	430	470	-	-	1	1	6	5
Grants and subsidies	126,249	116,813	2	-	3	-	1	2	21	-
Accommodation expenses	36,420	34,142	692	725	225	325	1,118	1,858	1,245	1,497
Prisoner gratuities	-	-	-	-	-	-	-	-	-	-
Cost of Sales	-	-	-	-	-	-	-	-	-	-
Other expenditure	33,358	31,810	1,466	849	81	91	290	257	307	340
Total cost of services	**621,458**	**581,487**	**36,655**	**33,596**	**3,493**	**3,589**	**10,710**	**10,955**	**20,712**	**17,635**
Income										
User charges and fees	92,667	83,818	23,934	22,790	66	71	9,661	9,085	-	-
Sales	-	-	-	-	-	-	-	-	-	-
Commonwealth grants	24,406	23,195	-	-	10	45	10	9	-	-
Other income	4,215	5,324	12,557	10,571	1	1	8	7	10	-
Total income	**121,288**	**112,337**	**36,491**	**33,361**	**77**	**117**	**9,679**	**9,101**	**10**	**-**
Net cost of services	**500,170**	**469,150**	**164**	**235**	**3,416**	**3,472**	**1,031**	**1,854**	**20,702**	**17,635**
Income from State Government										
Service appropriations	463,682	431,218	482	680	4,069	3,828	833	813	20,835	20,431
Income from other public sector entities	9,998	9,747	-	-	-	-	-	-	-	-
Services received	6,483	11,696	17	13	5	128	284	291	384	200
Royalties for Regions Fund	1,800	1,878	-	-	-	-	-	-	-	-
Total income from State Government	**481,963**	**454,539**	**499**	**693**	**4,074**	**3,956**	**1,117**	**1,104**	**21,219**	**20,631**
Surplus/(deficit) for the period	**(18,207)**	**(14,611)**	**335**	**458**	**658**	**484**	**86**	**(750)**	**517**	**2,996**

2.2 Schedule of income and expenses by service (cont.)

	Legal Assistance		Services to Government		Adult Corrective Services		Youth Justice Services		Total	
	2026 ($000)	2025 ($000)	2026 ($000)	2025 ($000)	2026 ($000)	2025 ($000)	2026 ($000)	2025 ($000)	2026 ($000)	2025 ($000)
Cost of Services										
Expenses										
Employee benefits expense	2,157	1,955	34,329	30,999	707,663	645,927	117,948	106,560	1,169,725	1,064,225
Supplies and services	23,474	24,834	17,354	7,072	393,611	373,240	48,735	38,927	629,495	585,292
Depreciation and amortisation expense	-	-	163	128	80,065	67,007	6,626	5,332	111,583	97,340
Finance costs	-	-	10	9	18,803	19,113	317	270	32,002	33,069
Grants and subsidies	183,545	162,336	1,982	8,008	833	255	235	21	312,871	287,435
Accommodation expenses	210	139	5,018	3,929	9,792	11,503	4,084	3,766	58,804	57,884
Prisoner gratuities	-	-	-	-	19,272	17,955	1	-	19,273	17,955
Cost of Sales	-	-	-	-	24,326	21,795	66	48	24,392	21,843
Other expenditure	27	36	1,636	1,829	153,482	127,605	26,640	23,221	217,287	186,038
Total cost of services	**209,413**	**189,300**	**60,492**	**51,974**	**1,407,847**	**1,284,400**	**204,652**	**178,145**	**2,575,432**	**2,351,081**
Income										
User charges and fees	-	-	-	-	-	2	-	-	126,328	115,766
Sales	-	-	-	-	25,551	23,079	68	42	25,619	23,121
Commonwealth grants	99,567	71,780	-	-	1,572	1,282	18	232	125,583	96,543
Other income	352	4	882	672	9,364	8,321	1,447	1,664	28,836	26,564
Total Income	**99,919**	**71,784**	**882**	**672**	**36,487**	**32,684**	**1,533**	**1,938**	**306,366**	**261,994**
Net cost of services	**109,494**	**117,516**	**59,610**	**51,302**	**1,371,360**	**1,251,716**	**203,119**	**176,207**	**2,269,066**	**2,089,087**
Income from State Government										
Service appropriations	105,872	107,821	61,958	56,600	1,342,789	1,197,933	193,564	171,229	2,194,084	1,990,553
Income from other public sector entities	4,661	12,125	-	-	684	1,915	266	334	15,609	24,121
Services received	28	18	716	838	7,658	20,931	414	331	15,989	34,446
Royalties for Regions Fund	-	-	-	-	5,777	6,860	2,858	2,441	10,435	11,179
Total income from State Government	**110,561**	**119,964**	**62,674**	**57,438**	**1,356,908**	**1,227,639**	**197,102**	**174,335**	**2,236,117**	**2,060,299**
Surplus/(Deficit) for the period	**1,067**	**2,448**	**3,064**	**6,136**	**(14,452)**	**(24,077)**	**(6,017)**	**(1,872)**	**(32,949)**	**(28,788)**

The Schedule of income and expenses by service should be read in conjunction with the accompanying notes.

2.3 Schedule of assets and liabilities by service

As at 30 June 2026

	Court and Tribunal Services		Trustee Services		Equal Opportunity Commission Services		Births, Deaths and Marriages		Advocacy, Guardianship and Administration Services	
	2026 ($000)	2025 ($000)	2026 ($000)	2025 ($000)	2026 ($000)	2025 ($000)	2026 ($000)	2025 ($000)	2026 ($000)	2025 ($000)
Assets										
Current assets	58,075	77,409	1,725	273	17	3	85	106	1,144	-
Non-current assets	1,576,637	1,329,246	8,888	9,736	152	168	773	1,477	53	33
Total assets	**1,634,712**	**1,406,655**	**10,613**	**10,009**	**169**	**171**	**858**	**1,583**	**1,197**	**33**
Liabilities										
Current liabilities	132,586	127,490	7,675	7,484	555	532	1,334	1,177	3,413	3,015
Non-current liabilities	129,804	144,033	7,918	8,493	98	67	172	114	634	306
Total liabilities	**262,390**	**271,523**	**15,593**	**15,977**	**653**	**599**	**1,506**	**1,291**	**4,047**	**3,321**
NET ASSETS	**1,372,322**	**1,135,132**	**(4,980)**	**(5,968)**	**(484)**	**(428)**	**(648)**	**292**	**(2,850)**	**(3,288)**

2.3 Schedule of assets and liabilities by service (cont.)

	Services to Government		Adult Corrective Services		Youth Justice Services		Total	
	2026 ($000)	2025 ($000)	2026 ($000)	2025 ($000)	2026 ($000)	2025 ($000)	2026 ($000)	2025 ($000)
Assets								
Current assets	-	-	44,850	8,422	4,983	1,576	110,879	87,789
Non-current assets	810	713	2,701,641	2,854,808	300,182	96,407	4,589,136	4,292,588
Total assets	**810**	**713**	**2,746,491**	**2,863,230**	**305,165**	**97,983**	**4,700,015**	**4,380,377**
Liabilities								
Current liabilities	2,670	2,339	231,120	188,438	25,661	37,386	405,014	367,861
Non-current liabilities	237	295	181,323	184,500	20,166	22,821	340,352	360,629
Total liabilities	**2,907**	**2,634**	**412,443**	**372,938**	**45,827**	**60,207**	**745,366**	**728,490**
NET ASSETS	**(2,097)**	**(1,921)**	**2,334,048**	**2,490,292**	**259,338**	**37,776**	**3,954,649**	**3,651,887**

The Schedule of assets and liabilities by service should be read in conjunction with the accompanying notes.

The service for legal assistance does not have asset and liabilities.

3. Use of our funding

Expenses incurred in the delivery of services

This section provides additional information about how the Department's funding is applied and the accounting policies that are relevant for an understanding of the items recognised in the financial statements. The primary expenses incurred by the Department in achieving its objectives and the relevant notes are:

	Notes
Employee benefits expenses	3.1(a)
Employee related provisions	3.1(b)
Grants and subsidies	3.2
Supplies and services	3.3
Accommodation expenses	3.4
Prisoner gratuities	3.5
Other expenditure	3.6

3.1 (a) Employee benefits expenses

	2026 ($000)	2025 ($000)
Employee benefits	1,053,830	967,067
Termination benefits	135	239
Superannuation - defined contribution plans	115,760	96,919
Total employee benefits expenses	**1,169,725**	**1,064,225**
Add: AASB 16 Non-monetary benefits (not included in employee benefits expenses)	25,920	23,829
Less: Employee contributions (per the statement of comprehensive income)	(2,295)	(2,185)
Net employee benefits	**1,193,350**	**1,085,869**

Employee benefits include wages, salaries, and social contributions, accrued and paid leave entitlements and paid sick leave, and non-monetary benefits recognised under accounting standards other than AASB 16 (such as medical care, housing, cars, and free or subsidised goods or services) for employees.

Termination benefits are payable when employment is terminated before normal retirement date or when an employee accepts an offer of benefits in exchange for the termination of employment. Termination benefits are recognised when the Department is demonstrably committed to terminating the employment of current employees according to a detailed formal plan without possibility of withdrawal or providing termination benefits as a result of an offer made to encourage voluntary redundancy. Benefits falling due more than 12 months after the end of the reporting period are discounted to present value.

Superannuation is the amount recognised in profit or loss of the Statement of comprehensive income comprising employer contributions paid to the Gold State Super (concurrent contributions), West State Super, GESB Super or other superannuation funds.

AASB 16 non-monetary benefits are non-monetary employee benefits predominantly relating to the provision of vehicle and housing benefits that are recognised under AASB 16 which are excluded from the employee benefits expense.

Employee contributions are contributions made to the Department by employees towards employee benefits that have been provided by the Department. This includes both AASB 16 and non-AASB 16 employee contributions.

3.1 (b) Employee related provisions

	2026 ($000)	2025 ($000)
Current		
Employee benefits provisions		
Annual leave	83,898	79,552
Long service leave	123,832	118,457
Deferred Salary Scheme	3,892	2,577
	211,622	**200,586**
Other provisions		
Employment on-costs	20,009	16,289
Total current employee related provisions	**231,631**	**216,875**
Non-current		
Employee benefits provisions		
Long service leave	28,351	28,028
Other provisions		
Employment on-costs	2,775	2,721
Total non-current employee related provisions	**31,126**	**30,749**
Total employee related provisions	**262,757**	**247,624**

Provision is made for benefits accruing to employees in respect of wages and salaries, annual leave, and long service leave for services rendered up to the reporting date and recorded as an expense during the period the services are delivered.

Annual leave liabilities are classified as current as there is no right at the end of the reporting period to defer settlement for at least 12 months after the reporting period. Assessments indicate that actual settlement of the liabilities is expected to occur as follows:

	2026 ($000)	2025 ($000)
Within 12 months of the end of the reporting period	76,802	73,130
More than 12 months after the end of the reporting period	7,096	6,422
	83,898	**79,552**

The provision for annual leave is calculated at the present value of expected payments to be made in relation to services provided by employees up to the reporting date.

Long service leave liabilities are unconditional long service leave provisions are classified as current liabilities as the Department does not have the right at the end of the reporting period to defer settlement of the liability for at least 12 months after the reporting period.

Pre-conditional and conditional long service leave provisions are classified as non-current liabilities because the Department has the right to defer the settlement of the liability until the employee has completed the requisite years of service. Assessments indicate that actual settlement of the liabilities is expected to occur as follows:

	2026 ($000)	2025 ($000)
Within 12 months of the end of the reporting period	36,520	34,958
More than 12 months after the end of the reporting period	115,663	111,527
	152,183	**146,485**

The provision for long service leave is calculated at present value as the Department does not expect to wholly settle the amounts within 12 months. The present value is measured taking into account the present value of expected future payments to be made in relation to services provided by employees up to the reporting date. These payments are estimated using the remuneration rate expected to apply at the time of settlement and discounted using market yields at the end of the reporting period on national government bonds with terms to maturity that match, as closely as possible, the estimated future cash outflows.

Under the *Long Service Leave Act 1958* (LSL Act), casual employees who have been employed for more than 10 years and meet continuous service requirements may be entitled to long service leave. The Department has included this liability in the above provisions.

Deferred salary scheme liabilities are classified as current where there is no right at the end of the reporting period to defer settlement for at least 12 months after the reporting period. Actual settlement of the liabilities is expected to occur as follows:

	2026 ($000)	2025 ($000)
Within 12 months of the end of the reporting period	2,375	1,102
More than 12 months after the end of the reporting period	1,517	1,475
	3,892	**2,577**

The provision for deferred leave relates to employees who have entered into an agreement to self-fund an additional 12 months of leave in the fifth year of the agreement. The provision recognises the value of salary set aside for employees to be used in the fifth year. This liability is measured on the same basis as annual leave. Deferred leave is reported as a current provision, as employees can leave the scheme at their discretion at any time.

Employment on-costs involve settlements of annual and long service leave liabilities giving rise to the payment of employment on-costs including workers' compensation insurance. The provision is the present value of expected future payments.

Employment on-costs, including workers' compensation insurance premiums, are not employee benefits and are recognised separately as liabilities and expenses when the employment to which they relate has occurred. Employment on-costs are included as part of 'Other expenditure, note 3.6 (apart from the unwinding of the discount (finance cost))' and are not included as part of the Department's 'employee benefits expense'. The related liability is included in the 'Employment on-costs provision'.

Employment on-costs provision	2026 ($000)	2025 ($000)
Carrying amount at start of period	19,010	12,713
Additional provisions recognised	3,774	6,297
Carrying amount at end of period	**22,784**	**19,010**

Key sources of estimation uncertainty – long service leave

Key estimates and assumptions concerning the future are based on historical experience and various other factors that have a significant risk of causing a material adjustment to the carrying amount of assets and liabilities within the next reporting period.

Several estimates and assumptions are used in calculating the Department's long service leave provision. These include:

- expected future salary rates;
- discount rates;
- employee retention rates; and
- expected future payments.

Changes in these estimations and assumptions may impact the carrying amount of the long service leave provision. Any gain or loss following revaluation of the present value of long service leave liabilities is recognised as employee benefits expense.

3.2 Grants and subsidies

	2026 ($000)	2025 ($000)
Recurrent		
Legal Assistance[(a)]	185,274	164,211
Criminal Injuries Compensation payments[(b)]	114,495	107,116
Accused Costs payments[(c)]	11,596	9,586
Act of Grace payments[(d)]	-	260
Other grants and subsidies	1,506	6,262
Total grants and subsidies	**312,871**	**287,435**

Transactions in which the Department provides goods, services, assets (or extinguishes a liability) or labour to another party without receiving approximately equal value in return are categorised as 'Grant or subsidy expenses'. These payments or transfers are recognised at fair value at the time of the transaction and are recognised as an expense in the reporting period in which they are paid. They include transactions such as grants, subsidies, personal benefit payments made in cash to individuals, other transfer payments made to public sector agencies, local government, non-government schools, and community groups.

Grants can be paid as general-purpose grants, which refer to grants that are not subject to conditions regarding their use. Alternatively, they may be paid as specific purpose grants, which are paid for a particular purpose or have conditions attached regarding their use.

Grants and other transfers to third parties (other than contributions to owners) are recognised as an expense in the reporting period in which they are paid or payable.

(a) Legal assistance payments made to the Legal Aid Commission of Western Australia and various Community Legal Centre (CLC) for the provision of legal advice, duty lawyer services, and community legal education to gain access to fair solutions for legal problems at the earliest opportunity. See note 9.6 'Affiliated bodies.'

(b) The *Criminal Injuries Compensation Act 2003 (WA)* provides for victims of crime to be compensated for injuries they have suffered as a consequence of the commission of an offence.

(c) Accused Costs Payments represent payments of costs ordered under the *Official Prosecutions (Accused's Costs) Act 1973*.

(d) The Department, from time-to-time processes act of grace payments under section 80 of the *Financial Management Act 2006* on behalf of the government. The Treasurer must be satisfied that it is appropriate to make an act of grace payment to a person because of special circumstances, even though the payment would not otherwise be authorised by law or required to meet a legal liability. Act of grace payments made during the year totalled Nil (2025: $260,000). In contrast with the act of grace payments that are authorised by section 80 of the Act, ex gratia payments are authorised under non-statutory executive power (i.e., without specific legislative authority) with the prior approval of the Governor in the Executive Council and Cabinet (if necessary).

3.3 Supplies and services

	2026 ($000)	2025 ($000)
Supplies and services		
Communication expenses	8,467	7,277
Electricity, gas and water	24,458	22,663
Municipal rates and charges	4,890	4,952
Goods and supplies purchased	78,993	86,051
Livestock purchases	9,952	7,840
Plant, equipment and vehicle operating expenses	510	462
Computer services and licences	47,295	45,831
Private prison service & maintenance	110,216	96,965
Court security and custodial service	101,716	83,703
Services purchased from NFP	96,701	83,626
Other services and contracts[(a)]	146,297	145,922
Total supplies and services expenses	**629,495**	**585,292**

(a) Other services and contracts are mainly made up of services such as cleaning, consultancy fees, services received free of charge (as per note 4.1), recording and transcribing, toxicology, forensic pathology, maintenance services arrangements fees and other professional services.

Supplies and services expenses are recognised as an expense in the reporting period in which they are incurred. The carrying amounts of any materials held for distribution are expensed when the materials are distributed.

3.4 Accommodation expenses

	2026 ($000)	2025 ($000)
Accommodation expenses		
Office rental	58,804	57,884
Total accommodation expenses	**58,804**	**57,884**

Office rental is expensed as incurred as Memorandum of Understanding Agreements between the Department and the Department of Housing and Works for the leasing of office accommodation contain significant substitution rights.

3.5 Prisoner gratuities

	2026 ($000)	2025 ($000)
Prisoner gratuities		
Payments to prisoners	19,273	17,955
Total payment to prisoners	**19,273**	**17,955**

Prisoner gratuities - Section 110 of the *Prisons Act 1981* allows the Governor to make regulations that prescribe gratuities and the conditions upon which gratuities may be credited to prisoners. Section 45 (2) of the *Prisons Regulations 1982* provides for the rates of gratuities to be credited to be varied each year according to the variation in the previous year of the Consumer Price Index (all groups) Perth as issued by the Australian Bureau of Statistics under the authority of the *Census and Statistics Act 1905* of the Commonwealth.

3.6 Other expenditure

	2026 ($000)	2025 ($000)
Other expenses		
Insurance	101,448	80,548
Building repairs and maintenance[(a)]	47,433	45,974
Travel and accommodation	14,996	13,278
Staff accommodation	13,164	10,475
Plant, equipment and vehicle repairs and maintenance	6,291	6,112
Freight and couriers	3,611	3,206
Vehicle hire fuel registration and management fees	4,013	3,564
Staff clothing and uniforms	2,660	2,653
Jurors' expense	2,863	2,947
Printing	1,481	1,655
Staff training	2,883	2,928
Miscellaneous staff costs	1,575	1,087
Additional provision employee on-cost[(c)]	3,774	6,297
Expected credit losses expense[(b)]	813	2,089
Other expenses[(d)]	10,037	2,951
Loss on disposal of non-current assets[(e)]	245	274
Total other expenses	**217,287**	**186,038**

(a) **Building and infrastructure maintenance and equipment repairs and maintenance costs** are recognised as expenses as incurred, except where they relate to the replacement of a significant component of an asset. In that case, the costs are capitalised and depreciated.

(b) **Expected credit losses expense** is recognised for movement in allowance for impairment of trade receivables. Refer to note 6.1.1 'Movement in the allowance for impairment of trade receivables'.

(c) **Employee on-cost** includes workers' compensation insurance and other employment on-costs. The on-costs liability associated with the recognition of annual and long service leave liabilities is included at note 3.1(b) Employee related provisions. Superannuation contributions accrued as part of the provision for leave are employee benefits and are not included in employment on-costs.

(d) **Other expenses** generally represent the day-to-day running costs incurred in normal operations.

(e) **Loss on the disposal of non-current assets** are presented by deducting from the proceeds on disposal the asset's carrying amount and related selling expenses. Gains and losses are recognised in profit or loss in the statement of comprehensive income.

	2026 ($000)	2025 ($000)
Carrying amount of non-current assets disposed		
Plant, equipment and motor vehicles	245	274
Net losses on sale of non-current assets	**245**	**274**

4. Our funding sources

How we obtain our funding

This section provides additional information about how the Department obtains its funding and the relevant accounting policy notes that govern the recognition and measurement of this funding. The primary income received by the Department and the relevant notes are:

	Notes
Income from State Government	4.1
User charges and fees	4.2
Sale of goods and inventories	4.3
Commonwealth grants	4.4
Other income	4.5

4.1 Income from State Government

	2026 ($000)	2025 ($000)
Appropriation received during the period:		
- Service appropriation[(a)]	2,194,084	1,990,553
Total appropriation received	**2,194,084**	**1,990,553**
Income received from other public sector entities during the period[(b)]		
- National Redress Scheme – Administration and litigation[(c)]	2,201	740
- Recoup of costs - Building Disputes Tribunal[(d)]	2,540	2,708
- Residential tenancies reimbursements[(e)]	1,776	1,505
- Other income from other public sector entities	9,092	19,168
Total income from other public sector entities	**15,609**	**24,121**
Resources received from other public sector entities during the period - Services received free of charge[(f)]		
- Western Australia Police - Court security and custodial services	6,431	23,504
- Western Australia Police - New Armadale Court	692	667
- Department of Health	-	4
- Department of Housing and Works - Accommodation	2,107	2,505
- North Metropolitan Health Services - Dental treatment to prisoners	901	804
- Western Australian Land Information Authority (Landgate) - Valuation	315	313
- State Solicitor's Office	5,525	6,644
- Department of Education - Road safety and drug prevention education	8	5
- Department of Communities	10	-
Total services received	**15,989**	**34,446**
Royalties for Regions Fund:		
- Regional infrastructure and headworks and community services[(g)]	10,435	11,179
Total Royalties for Regions Fund	**10,435**	**11,179**
Total income from State Government	**2,236,117**	**2,060,299**

(a) **Service appropriations** are recognised as income at the fair value of consideration received in the period in which the Department gains control of the appropriated funds. The Department gains control of the appropriated funds at the time those funds are deposited in the bank account or credited to the holding account held at the Department of Treasury and Finance.

(b) **Income from other public sector entities** is recognised as income when the Department has satisfied its performance obligations under the funding agreement. If there is no performance obligation, income will be recognised when the Department receives the funds.

(c) **The National Redress Scheme** is in response to the Royal Commission. The Western Australian Government's participation in the NRS will recognise and provide support to Western Australians who have experienced child sexual abuse in institutions.

(d) **Recoup of costs - Building Disputes Tribunal revenue** is in relation to the funding received for the provision of the tribunal services for complaints referred under section 11 of the Building Services *(Complaint Resolution and Administration) Act 2011*. The building disputes are referrals to the State Administrative Tribunal from the Building Commission. Invoices are issued quarterly to the Department of Mines, Industry Regulation and Safety.

(e) **Residential tenancies reimbursements revenue** is recognised on an accrual basis. The Rental Accommodation Account - Schedule 1 Division 1 Clause 3 (3) (b) (i) of the *Residential Tenancies Act 1987 (WA)* (the Act) provides for the reimbursement of costs and expenses incurred in the operation and administration of the Magistrates Court of Western Australia attributable to carrying out the Act.

(f) **Services received free of charge** or for nominal cost are recognised as income (and expenses) equivalent to the fair value of those services that can be reliably determined, and which would have been purchased if not donated.

(g) **The Regional Infrastructure and Headworks Fund, and Regional Community Services Fund** are sub-funds within the over-arching 'Royalties for Regions Fund'. The recurrent funds are committed to projects and programs in WA regional areas and are recognised as income when the Department receives the funds.

Summary of consolidated account appropriations
For the year ended 30 June 2026

	2026 Budget Estimate ($000)	2026 Additional Funding* ($000)	2026 S25 Transfer ($000)	2026 Revised Budget ($000)	2026 Actual ($000)	2026 Variance ($000)
Delivery of Services						
Item 69 Net amount appropriated to deliver services	1,841,964	144,910	1,357	1,988,231	1,988,231	-
Amount Authorised by Other Statues						
- Criminal Injuries Compensation Act 2003	41,738	72,771	-	114,509	114,509	-
- Salaries and Allowances Act 1975	45,945	-	-	45,945	45,057	(888)
- District Court of Western Australia Act 1969	19,384	-	-	19,384	19,384	-
- Judges' Salaries and Pensions Act 1950	15,784	43	-	15,827	15,827	-
- State Administrative Tribunal Act 2004	7,727	2,274	-	10,001	10,001	-
- Solicitor General Act 1969	627	34	-	661	661	-
- Children's Court of Western Australia Act 1988	413	1	-	414	414	-
Total appropriations provided to deliver services	**1,973,582**	**220,033**	**1,357**	**2,194,972**	**2,194,084**	**(888)**
Capital						
Item 141 Capital appropriations	183,054	-	-	183,054	173,895	(9,159)
Total consolidated account appropriations	**2,156,636**	**220,033**	**1,357**	**2,378,026**	**2,367,979**	**(10,047)**

* Additional Funding includes supplementary funding and new funding authorised under section 27 of the *Financial Management Act 2006* and amendment to standing appropriations and reflects funding provisioned by Treasury and Finance to address cost pressures relating to justice services.

4.2 User charges and fees

	2026 ($000)	2025 ($000)
Court fees[(a)]	92,667	83,820
Public Trustee fees[(b)]	23,934	22,790
Births, deaths and marriages fees	9,661	9,085
Miscellaneous fees and charges	66	71
Total user charges and fees	**126,328**	**115,766**

Revenue is recognised at the transaction price when the Department transfers control of the services to customers.

Revenue is recognised for the major activities as follows:

(a) The majority of the Department's court fees comprise of; fines enforcement fees $50,745,006 (2025: $44,805,114). The performance obligations for these fees and charges are satisfied when the application is submitted to the court or when the fine is paid.

(b) The Public Trustee Office offers substantial trust services. Revenue from Public Trustee fees is recognised at a point in time when it is earned and can be reliably measured. The Department typically satisfies its performance obligations in relation to trust services when the services have been provided and debited to the client's account at the end of each month.

Net Appropriation Determination

Pursuant to section 23 of the *Financial Management Act 2006*, the Department has entered into a net appropriation arrangement with the Treasurer, where the Department retains the proceeds from services. Items covered by the agreement include Commonwealth recoups, court fees, births, deaths and marriage registration fees, proceeds from Public Trustee fees, Public Trustee common fund interest revenues, legal services, workers' compensation recoups and other miscellaneous revenues.

4.3 Sale of goods and inventories

	2026 ($000)	2025 ($000)
Sale of goods	**25,619**	**23,121**
Cost of Sales:		
Opening Inventory	**(1,554)**	**(1,611)**
Purchases	(24,438)	(21,786)
	(25,992)	(23,397)
Closing Inventory	**1,600**	**1,554**
Cost of Goods Sold	(24,392)	(21,843)
Gross profit	**1,227**	**1,278**

Closing Inventory comprises:		
Current Inventories		
Finished goods		
- Held for trading	1,600	1,554
- Held for consumption	5,370	4,378
Total current inventories	**6,970**	**5,932**
Total Inventories	**6,970**	**5,932**

Sale of goods

Revenue is recognised at the transaction price when the Department transfers control of the goods to customers. Sales of goods to prisoners include consumables such as food, beverages, office supplies, personal products, footwear, cigarettes and tobacco.

Inventories

Inventories held for trading are stated at cost, adjusted when applicable, for any loss of service potential. A loss of service potential is identified and measured based on the existence of a current replacement cost that is lower than the carrying amount.

Inventories are stated at the lower of cost and net realisable value. Costs are calculated using the “first in first out” method. Net realisable value is the estimated selling price in the ordinary course of business, less the estimated costs of completion and the estimated costs necessary to make the sale.

The cost of inventories acquired at no cost or for nominal consideration is the current replacement cost as at the date of acquisition. Current replacement cost is the cost the Department would incur to acquire the asset.

4.4 Commonwealth grants

	2026 ($000)	2025 ($000)
National Access to Justice Partnership (NAJP)[(a)]	99,567	72,700
Commonwealth recoup for Family Court and court fees	18,980	18,322
Commonwealth accommodation for Family Court (non-cash contribution)	4,650	4,650
Commonwealth recoup for Christmas and Cocos Island	972	371
Other Commonwealth grants	1,414	500
Total Commonwealth grants	**125,583**	**96,543**

(a) The NAJP, formerly National Legal Assistance Partnership (NLAP), is a national partnership agreement between the Australian Government and all states and territories for Commonwealth-funded legal assistance. The NAJP was developed in accordance with the principles of the National Strategic Framework for Legal Assistance, which is the overarching policy framework for all Commonwealth and state and territory legal assistance funding. Please see note 3.2 'Grants and subsidies'.

Christmas and Cocos Island Acquittal (cash basis)

	2026 ($000)	2025 ($000)
Opening balance at start of period	**133**	**234**
Receipts		
Commonwealth reimbursements	788	371
Total receipts	**788**	**371**
Payments		
Operating costs	549	472
Total payments	**549**	**472**
Closing balance at end of period	**372**	**133**

Operating costs are based on actual plus identified estimated services as agreed in the 'Standard Delivery Service Agreement' signed by the Commonwealth and the State.

4.5 Other income

	2026 ($000)	2025 ($000)
Employee contributions[a]		
- Staff rental GROH recoups	2,037	1,944
- Vehicle contribution	258	241
	2,295	**2,185**
Public Trustee - common fund surplus[b]	12,549	10,565
Recoup of prisoner telephone expenditure	3,042	2,858
Sale of goods and services	1,449	1,974
Criminal injuries payment recoveries[c]	2,854	4,150
Recoup legal and other costs	857	868
Recoup law library costs	600	600
Recoup of salaries	724	330
Other miscellaneous revenue[d]	4,466	3,034
Total other income	**28,836**	**26,564**

(a) **Employee contributions** - Income received by the Department from subleasing of right-of-use assets relates to lease payments received from operating leases. The Department has leased a number of right-of-use assets from the Government Regional Officer Housing (GROH), which it subleases out to employees at a subsidised rate. Information on the Department's leasing arrangements with GROH can be found in note 3.1(a) 'Employee benefit expenses'.

(b) **Public Trustee** – common fund surplus is revenue pursuant to section 6B (2) (b) of the *Public Trustee Act 1941* and regulation 6(b) of the *Public Trustee Regulations 1942*. Section 10.3 of the Current Agreement sets out the Common Fund surplus amount to be credited to the Consolidated Account. The Current Agreement is a written agreement between the Attorney General and the Public Trustee for a 12-month period. The amount is to be reduced by the excess of the overall revenue over the net operating expenses in line with the Public Trustee's self-funding commitment.

(c) **Criminal injuries payment recoveries** that are not classified as a debt to the state are recognised at the time payment is received. Criminal injuries recovered from the issue of Compensation Reimbursement Orders (CRO) made under part 6 of the *Criminal Injuries Compensation Act 2003* are classified as debts owed to the state and are accounted for in accordance with AASB15. Refer to note 6.1 'Receivables'.

(d) **Other miscellaneous revenue** - this represents annual recoups in relation to prior period items and other items.

5. Key assets

This section includes information regarding the key assets the Department utilises to gain economic benefits or provide service potential. The section sets out both the key accounting policies and financial information about the performance of these assets:

	Notes
Property, plant and equipment	5.1
Intangible assets	5.2
Right-of-use assets	5.3

5.1 Property, plant and equipment

Year ended 30 June 2026	Land	Buildings[a]	Leasehold improvements	Plant, equipment and vehicles	Work in Progress	Total
	$000	$000	$000	$000	$000	$000
1 July 2025						
Gross carrying amount	242,851	2,626,028	81,608	90,851	95,414	3,136,752
Accumulated depreciation	-	-	(71,737)	(60,773)	-	(132,510)
Accumulated impairment loss	-	(918)	-	-	-	(918)
Carrying amount at start of period	**242,851**	**2,625,110**	**9,871**	**30,078**	**95,414**	**3,003,324**
Additions	-	2,789	4,327	3,194	126,333	136,643
Transfers	-	120,097	-	959	(121,056)	-
Transfer from right-of-use assets	-	9,922	-	-	-	9,922
Transfer to held for distribution to owners[b]	(430)	(4,855)	-	-	-	(5,285)
Disposals	-	-	(21)	(293)	-	(314)
Revaluation increment	45,953	111,242	-	-	-	157,195
Depreciation	-	(65,497)	(3,329)	(5,821)	-	(74,647)
Carrying amount at 30 June 2026	**288,374**	**2,798,808**	**10,848**	**28,117**	**100,691**	**3,226,838**
Gross carrying amount	288,374	2,798,808	85,908	90,953	100,691	3,364,734
Accumulated depreciation	-	-	(75,061)	(62,835)	-	(137,896)

(a) The fair value of building includes an amount of $366,766,957 for professional and project management fees, which are included in the value of current use building assets under the current replacement cost basis

(b) Department of Planning, Lands and Heritage (DPLH) has listed former Riverbank Detention Centre Lot 501 for sale, including land and building, which is currently listed on the property market.

Year ended 30 June 2025	Land	Buildings[a]	Leasehold improvements	Plant, equipment and vehicles	Work in Progress	Total
	$000	$000	$000	$000	$000	$000
1 July 2024						
Gross carrying amount	220,763	2,141,648	78,890	90,622	57,049	2,588,971
Accumulated depreciation	-	-	(68,416)	(57,924)	-	(126,340)
Carrying amount at start of period	**220,763**	**2,141,648**	**10,474**	**32,697**	**57,049**	**2,462,631**
Additions	-	13	15	2,378	76,834	79,240
Transfers	-	33,491	2,703	2,275	(38,469)	-
Transfer to expense	-	-	-	(771)	-	(771)
Disposals	-	-	-	(301)	-	(301)
Impairment losses[b]	-	(918)	-	-	-	(918)
Revaluation increment	22,088	502,289	-	-	-	524,377
Depreciation	-	(51,413)	(3,321)	(6,200)	-	(60,934)
Carrying amount at 30 June 2025	**242,851**	**2,625,110**	**9,871**	**30,078**	**95,414**	**3,003,324**
Gross carrying amount	242,851	2,626,028	81,608	90,851	95,414	3,136,752
Accumulated depreciation	-	-	(71,737)	(60,773)	-	(132,510)
Accumulated impairment loss	-	(918)	-	-	-	(918)

(a) The fair value of building includes an amount of $338,241,440 for professional and project management fees, which are now included in the value of current use building assets under the current replacement cost basis as required by the prospective application of AASB 2022-10 *Amendments to Australian Accounting Standards – Fair Value Measurement of Non-Financial Assets of Not-for-Profit Public Sector Entities*

(b) Recognised in the Statement of comprehensive income. Where an asset measured at cost is written down to recoverable amount, an impairment loss is recognised in profit or loss. Where a previously revalued asset is written down to recoverable amount, the loss is recognised as a revaluation decrement in other comprehensive income.

Initial recognition

Items of property, plant and equipment, costing $5,000 or more are measured initially at cost. Where an asset is acquired for no cost or significantly less than fair value, the cost is valued at its fair value at the date of acquisition.

Items of property, plant and equipment costing less than $5,000 are immediately expensed direct to the Statement of comprehensive income (other than where they form part of a group of similar items which are significant in total).

The cost of a leasehold improvement is capitalised and depreciated over the shorter of the remaining term of the lease or the estimated useful life of the leasehold improvement.

Subsequent measurement

Subsequent to initial recognition of an asset, the revaluation model is used for the measurement of:

- land; and
- buildings.

Land is carried at fair value.

Buildings are carried at fair value less accumulated depreciation and accumulated impairment losses.

Plant and equipment are stated at historical cost less accumulated depreciation and accumulated impairment losses.

Land and buildings are independently valued annually by Western Australian Land Information Authority (Landgate) and recognised annually to ensure that the carrying amount does not differ materially from the asset's fair value at the end of the reporting period. The effective date was at 1 July 2025, with valuations performed during the year ended 30 June 2026 and recognised at 30 June 2026. In undertaking the revaluation, fair value was determined by reference to market values for land: $1,200,000 (2025: $1,290,000) and buildings: $150,000 (2025: $70,000). For the remaining balance, fair value of buildings $2,798,658,006 (2025: $2,625,039,962) was determined on the basis of current replacement cost and fair value of land $287,174,250 (2025: $241,561,250) was determined on the basis of current use land with high-level utility (low restricted use land).

Revaluation model:

(a) Fair value where market-based evidence is available:
The fair value of land and buildings is determined on the basis of current market values determined by reference to recent market transactions. When buildings are revalued by reference to recent market transactions, the accumulated depreciation is eliminated against the gross carrying amount of the asset and the net amount restated to the revalued amount.

(b) Fair value in the absence of market-based evidence:

Buildings are specialised or where land is restricted:
Fair value of land and buildings is determined on the basis of existing use. Refer to Note 8.3 Fair Value Measurement for further details.

Existing use buildings:
Fair value is determined by reference to the cost of replacing the remaining future economic benefits embodied in the asset, i.e., the current replacement cost. Current replacement cost is generally determined by reference to the market observable replacement cost of a substitute asset of comparable utility and the gross project size specifications, adjusted for obsolescence. Obsolescence encompasses physical deterioration, functional (technological) obsolescence and economic (external) obsolescence.

Valuation using current replacement cost utilises these significant level 3 input of obsolescence estimated by Landgate. In addition, where appropriate to do so, professional and project management fees estimated and added to the current replacement costs provided by Landgate for current use buildings except heritage related buildings, represent significant Level 3 inputs used in the valuation process.

In addition, professional and project management fees estimated and added to the current replacement costs provided by Landgate for current use buildings represent significant Level 3 inputs used in the valuation process. The fair value of these assets will increase with a higher level of professional and project management fees.

Where the fair value of buildings is determined on the current replacement cost basis, the accumulated depreciation and accumulated impairment loss are eliminated against the gross carrying amount of the asset and the net amount restated to the revalued amount.

Significant assumptions and judgements:
The most significant assumptions and judgements in estimating fair value are made in assessing whether to apply the existing use basis to assets and in determining estimated economic life. Professional judgement by the valuer is required where the evidence does not provide a clear distinction between market type assets and existing use assets.

5.1.1. Depreciation and impairment charge for the period

	2026 ($000)	2025 ($000)
Depreciation		
Buildings	65,497	51,413
Plant, equipment and vehicles	5,821	6,200
Leasehold improvements	3,329	3,321
Total depreciation for the period	**74,647**	**60,934**

As at 30 June 2026, there were no indications of impairment to property, plant and equipment or infrastructure.
All surplus assets at 30 June 2026 have either been classified as assets held for sale or have been written off.

Useful lives

All property, plant and equipment having a limited useful life are systematically depreciated over their estimated useful lives in a manner that reflects the consumption of their future economic benefits. The exceptions to this rule include assets held for sale, land and investment properties.

Depreciation is generally calculated on a straight-line basis, at rates that allocate the asset's value, less any estimated residual value, over its estimated useful life. Typical estimated useful lives for the different asset classes for current and prior years are included in the table below:

Asset	Useful life: Years
Buildings	50 years
Leased buildings	50 years or remaining lease term, whichever is lower
Leasehold improvements	10 years or remaining lease term, whichever is lower
Leased motor vehicles	10 years or remaining lease term, whichever is lower
Motor vehicles	4 to 7 years
Office equipment	5 to 10 years
Plant and equipment	2 to 15 years
Water treatment plants	20 to 30 years

The estimated useful lives, residual values and depreciation method are reviewed at the end of each annual reporting period, and adjustments should be made where appropriate.

Land, which are considered to have an indefinite life, are not depreciated. Depreciation is not recognised in respect of these assets because their service potential has not, in any material sense, been consumed during the reporting period.

Impairment

Non-financial assets, including items of plant and equipment, are tested for impairment whenever there is an indication that the asset may be impaired. Where there is an indication of impairment, the recoverable amount is estimated. Where the recoverable amount is less than the carrying amount, the asset is considered impaired and is written down to the recoverable amount and an impairment loss is recognised.

Where an asset measured at cost is written down to its recoverable amount, an impairment loss is recognised through profit or loss.

Where a previously revalued asset is written down to its recoverable amount, the loss is recognised as a revaluation decrement through other comprehensive income.

As the Department is a not-for-profit entity, the recoverable amount of regularly revalued specialised assets is anticipated to be materially the same as fair value.

If there is an indication that there has been a reversal in impairment, the carrying amount shall be increased to its recoverable amount. However, this reversal should not increase the asset's carrying amount above what would have been determined, net of depreciation or amortisation, if no impairment loss had been recognised in prior years.

The risk of impairment is generally limited to circumstances where an asset's depreciation is materially understated, where the replacement cost is falling, or where there is a significant change in useful life. Each relevant class of assets is reviewed annually to verify that the accumulated depreciation/amortisation reflects the level of consumption or expiration of the asset's future economic benefits and to evaluate any impairment risk from declining replacement costs.

5.2 Intangible assets

Year ended 30 June 2026	Computer software ($000)	Software under development ($000)	Total ($000)
1 July 2025			
Gross carrying amount	84,530	2,706	87,236
Accumulated amortisation	(82,285)	-	(82,285)
Carrying amount at start of period	**2,245**	**2,706**	**4,951**
Additions	30	5,294	5,324
Transfer	956	(956)	-
Amortisation expense	(1,675)	-	(1,675)
Carrying amount at 30 June 2026	**1,556**	**7,044**	**8,600**

Year ended 30 June 2025	Computer software ($000)	Software under development ($000)	Total ($000)
1 July 2024			
Gross carrying amount	83,409	1,914	85,323
Accumulated amortisation	(79,727)	-	(79,727)
Carrying amount at start of period	**3,682**	**1,914**	**5,596**
Additions	68	1,845	1,913
Transfer	1,053	(1,053)	-
Amortisation expense	(2,558)	-	(2,558)
Carrying amount at 30 June 2025	**2,245**	**2,706**	**4,951**

Initial recognition

Intangible assets are initially recognised at cost. For assets acquired at no cost or for nominal cost, the cost is their fair value at the date of acquisition.

Acquired and internally generated intangible assets costing $5,000 or more, which meet the recognition criteria of AASB 138.57 *Intangible Assets* (as noted above), are capitalised.

Costs incurred below these thresholds are immediately expensed directly to the Statement of comprehensive income.

An internally generated intangible asset arising from development (or from the development phase of an internal project) is recognised if, and only if, all of the following are demonstrated:

(a) the technical feasibility of completing the intangible asset so that it will be available for use or sale;
(b) an intention to complete the intangible asset, and use or sell it;
(c) the ability to use or sell the intangible asset;
(d) the intangible asset will generate probable future economic benefit;
(e) the availability of adequate technical, financial, and other resources to complete the development and to use or sell the intangible asset; and
(f) the ability to measure reliably the expenditure attributable to the intangible asset during its development.

Costs incurred in the research phase of a project are immediately expensed.

Subsequent measurement

The cost model is applied for subsequent measurement of intangible assets, requiring the asset to be carried at cost less any accumulated amortisation and accumulated impairment losses. The policy in connection with testing for impairment is outlined in note 5.1.1.

5.2.1 Amortisation and impairment

Charge for the period

	2026 ($000)	2025 ($000)
Computer software	1,675	2,558
Total amortisation for the period	**1,675**	**2,558**

As at 30 June 2026 there were no indications of impairment to intangible assets.

The Department held no goodwill or intangible assets with an indefinite useful life during the reporting period. At the end of the reporting period, there were no intangible assets not yet available for use.

Amortisation of finite life intangible assets is calculated on a straight-line basis at rates that allocate the asset's value over its estimated useful life. All intangible assets controlled by the Department have a finite useful life and zero residual value. Estimated useful lives are reviewed annually.

The estimated useful lives for each class of intangible assets are:

Asset	Useful life: Years
Software [(a)]	5 years

(a) Software that is not integral to the operation of any related hardware.

Impairment of intangible assets

Intangible assets with indefinite useful lives are tested for impairment annually or when an indication of impairment is identified.

The policy in connection with testing for impairment is outlined in note 5.1.1.'Depreciation and impairment charge for the period'.

5.3 Right-of-use assets

Year ended 30 June 2026	Buildings	Office Accommodation	Employee housing	Plant and equipment	Vehicles	Total
	$000	$000	$000	$000	$000	$000
At 1 July 2025						
Gross carrying amount	411,032	9,900	39,522	11,778	23,930	496,162
Accumulated depreciation	(56,433)	(1,980)	(14,529)	(8,788)	(12,301)	(94,031)
Carrying amount at start of period	**354,599**	**7,920**	**24,993**	**2,990**	**11,629**	**402,131**
Additions	-	-	33,583	515	4,876	38,974
Transfers[(a)]	(9,922)	-	-	-	-	(9,922)
Disposals	-	-	(11,831)	(1)	(59)	(11,891)
Depreciation	(9,421)	(990)	(18,706)	(1,203)	(4,941)	(35,261)
Carrying amount at 30 June 2026	**335,256**	**6,930**	**28,039**	**2,301**	**11,505**	**384,031**
Gross carrying amount	398,652	9,900	47,574	12,143	24,873	493,142
Accumulated depreciation	(63,396)	(2,970)	(19,535)	(9,842)	(13,368)	(109,111)

a) Transfer of Fremantle Justice Complex from right-of-use to building.

Year ended 30 June 2025	Buildings	Office Accommodation	Employee housing	Plant and equipment	Vehicles	Total
	$000	$000	$000	$000	$000	$000
At 1 July 2024						
Gross carrying amount	411,002	9,900	29,936	11,353	22,005	484,196
Accumulated depreciation	(46,847)	(990)	(14,962)	(7,534)	(11,919)	(82,252)
Carrying amount at start of period	**364,155**	**8,910**	**14,974**	**3,819**	**10,086**	**401,944**
Additions	30	-	33,304	527	6,394	40,255
Disposals	-	-	(6,165)	(26)	(29)	(6,220)
Depreciation	(9,586)	(990)	(17,120)	(1,330)	(4,822)	(33,848)
Carrying amount at 30 June 2025	**354,599**	**7,920**	**24,993**	**2,990**	**11,629**	**402,131**
Gross carrying amount	411,032	9,900	39,522	11,778	23,930	496,162
Accumulated depreciation	(56,433)	(1,980)	(14,529)	(8,788)	(12,301)	(94,031)

Initial recognition

At the commencement date of the lease. The Department recognises right-of-use assets measured at cost comprising of:

- the amount of the initial measurement of lease liability;
- any lease payments made at or before the commencement date, less any lease incentives received;
- any initial direct costs; and
- restoration costs, including dismantling and removing the underlying asset.

This includes all leased assets other than investment property right-of-use assets, which are measured in accordance with AASB 140 *Investment Property*.

The corresponding lease liabilities in relation to these right-of-use assets have been disclosed in note 7.1 'Lease liabilities'.

The Department has elected not to recognise right-of-use assets and lease liabilities for short-term leases (with a lease term of 12 months or less) and low-value leases (with an underlying value of $5,000 or less). Lease payments associated with these leases are expensed on a straight-line basis over the lease term.

Subsequent Measurement

The cost model is applied for subsequent measurement of right-of-use assets, requiring the asset to be carried at cost less any accumulated depreciation and accumulated impairment losses and adjusted for any re-measurement of the lease liability.

Depreciation and impairment of right-of-use assets

Right-of-use assets are depreciated on a straight-line basis over the shorter of the lease term and the estimated useful lives of the underlying assets.

If the ownership of the leased asset transfers to the Department at the end of the lease term or the cost reflects the exercise of a purchase option, depreciation is calculated using the estimated useful life of the asset.

Right-of-use assets are tested for impairment when an indication of impairment is identified. The policy in connection with testing for impairment is outlined in note 5.1.1 'Depreciation and impairment charge for the period'.

The following amounts relating to leases have been recognised in the Statement of comprehensive income:

	2026 ($000)	2025 ($000)
Depreciation expense of right-of-use assets	35,261	33,848
Lease interest expense	32,002	33,069
Short-term leases	17	33
Low-value leases	142	122
Total amount recognised in the statement of comprehensive income	**67,422**	**67,072**

The total cash outflow for leases in 2026 was $76,443,759 (2025: $74,923,276). As at 30 June 2026 there were no indications of impairment to right-of-use assets.

The Department's leasing activities and how these are accounted for:

The Department has leases for plant and equipment, vehicles, office, and residential accommodations.

The Department has also entered into a Memorandum of Understanding Agreement (MOU) with the Department of Housing and Works for the leasing of office accommodation. These are not recognised under AASB 16 because of substitution rights held by the Department of Housing and Works and are accounted for as an expense incurred.

The Department recognises leases as right-of-use assets and associated lease liabilities in the Statement of financial position. The corresponding lease liabilities in relation to these right-of-use assets have been disclosed in note 7.1 'Lease liabilities'.

6. Other assets and liabilities

This section sets out those assets and liabilities that arose from the Department's controlled operations and includes other assets utilised for economic benefits and liabilities incurred during normal operations:

	Notes
Receivables	6.1
Amounts receivable for services (Holding Account)	6.2
Other assets	6.3
Biological assets	6.4
Payables	6.5
Other provisions	6.6

6.1 Receivables

	2026 ($000)	2025 ($000)
Current		
Trade receivables	4,912	3,589
Allowance for impairment of trade receivables	(65)	(92)
Accrued revenue	4,971	1,505
GST receivable	11,409	11,431
	21,227	**16,433**
Other receivables	7,272	2,675
Criminal Injury Compensation payments – receivables[(b)]	11,984	11,145
Allowance for impairment of other receivables – criminal injury compensation reimbursement	(4,281)	(3,679)
	14,975	10,141
Total current	**36,202**	**26,574**
Non-current		
Accrued salaries account[(a)]	28,509	28,509
Total non-current	**28,509**	**28,509**
Total receivables	**64,711**	**55,083**

(a) Funds transferred to the Department of Treasury and Finance for the purpose of meeting the 27th pay in a reporting period that generally occurs every 11 years. This account is classified as non-current except for the year before the 27th pay year.

(b) Amounts recoverable from liable offenders pursuant to part 6 of the *Criminal Injuries Compensation Act 2003 (WA).*

Trade receivables are initially recognised at their transaction price or, for those receivables that contain a significant financing component, at fair value. The Department holds the receivables with the objective to collect the contractual cash flows and, therefore, subsequently measured at amortised cost using the effective interest method, less an allowance for impairment.

The Department recognises a loss allowance for expected credit losses (ECLs) on a receivable not held at fair value through profit or loss. The ECLs is based on the difference between the contractual cash flows and the cash flows that the entity expects to receive, discounted at the original effective interest rate. Individual receivables are written off when the Department has no reasonable expectations of recovering the contractual cash flows.

For trade receivables, the Department recognises an allowance for ECLs measured at the lifetime expected credit losses at each reporting date. The Department has established a provision matrix that is based on its historical credit loss experience, adjusted for forward-looking factors specific to the debtors and the economic environment. Please refer to note 3.6 'Other expenditure' for the amount of ECLs expensed in this reporting period.

Accrued salaries account contains amounts paid annually into the Treasurer's special purpose account. It is restricted for meeting the additional cash outflow for employee salary payments in reporting periods with 27 pay days instead of the normal 26. No interest is received on this account.

6.1.1 Movement in the allowance for impairment of trade receivables

	2026 ($000)	2025 ($000)
Reconciliation of changes in the allowance for impairment of trade receivables:		
Opening balance	3,771	2,335
Expected credit losses expense	813	1,505
Amounts written off during the period	(238)	(69)
Allowance for Impairment at end of period	**4,346**	**3,771**

The maximum exposure to credit risk at the end of the reporting period for trade receivables is the carrying amount of the asset inclusive of any allowance for impairment as shown in the table at note 8.1(c) 'Credit risk exposure'.

The Department does not hold any collateral as security or other credit enhancements for trade receivables.

6.2 Amounts receivable for services (Holding account)

	2026 ($000)	2025 ($000)
Current	11,625	11,625
Non-current	941,158	853,673
Total amounts receivable for services at end of period	**952,783**	**865,298**

Amounts receivable for services represents the non-cash component of service appropriations. It is restricted in that it can only be used for asset replacement or payment of leave liability.

The amounts receivable for services are financial assets at amortised cost and are not considered impaired (i.e. there is no expected credit loss of the holding accounts).

6.3 Other assets

	2026 ($000)	2025 ($000)
Prepayments	3,576	2,303
Total other assets at end of period	**3,576**	**2,303**

Prepayments represent payments made in advance for items such as software licences, support and maintenance and subscriptions, or that part of expenditure made in one accounting period covering a term extending beyond that period.

6.4 Biological assets

	2026 ($000)	2025 ($000)
Biological assets	3,484	2,469
Total biological assets at end of period	**3,484**	**2,469**

Reconciliation of the fair value of biological assets at the beginning and end of the reporting period is set out below.

	2026 ($000)	2025 ($000)
Carrying amount at start of period	2,469	1,958
Change in valuation of livestock, orchards and plantations	1,015	511
Carrying amount at end of period	**3,484**	**2,469**

Livestock

Livestock are stated at fair value less estimated point-of-sale costs, with any resultant gain or loss recognised in the profit or loss. Point of sale costs include all costs that would be necessary to sell the assets. The fair value of livestock is determined based on market prices of livestock of similar age, breed, and generic merit.

Orchards and plantations

Orchards and plantations are stated at their fair value, which is based on:

- The actual tree quantities provided directly from sites; and
- The estimated average unit wholesale replacement cost from fruit tree nurseries and other online resources.

Biological assets are revalued on an annual basis.

6.5 Payables

	2026 ($000)	2025 ($000)
Current		
Trade payables	35,234	33,706
Prisoner gratuities	1,625	2,382
Accrued salaries	39,034	29,849
Accrued expenses	55,507	46,276
Total payables at end of period	**131,400**	**112,213**

Payables are recognised as the amounts payable when the Department becomes obliged to make future payments as a result of a purchase of assets or services. The carrying amount is equivalent to fair value, as settlement is generally within 20 days.

Prisoner gratuities should be read in conjunction with note 3.5 ‘Prisoner gratuities’.

Accrued salaries represent the amount due to staff but unpaid at the end of the reporting period. Accrued salaries are settled within a fortnight after the reporting period. The Department considers the carrying amount of accrued salaries to be equivalent to its fair value.

6.6 Other provisions

	2026 ($000)	2025 ($000)
Current		
Remediation provisions	77	-
Total provisions at end of period	**77**	**-**

Other provisions

Albany Prison

The site was classified by Department of Water and Environmental Regulation (DWER) as possibly contaminated due to potentially contaminating activities related to its historical use (rifle range, fuel storage, and wastewater disposal). The Department hired Aurora Environmental (Aurora) to complete a preliminary site investigation in 2017, which investigated three areas of potential environmental concern. In 2024, an additional sampling and analysis quality plan was conducted. Both investigations did not result in a conclusive outcome. Further investigative work is required to determine if there is a possible contaminated site issue. In June 2025 preliminary investigation work was completed by Aurora, and the result was forwarded to DWER for advice on the appropriate action to remove the status of 'possibly contaminated'.

In June 2026, the Department of Housing and Works (DoHW) requested that the Department undertake further site investigations and prepare a Site Management Plan (SMP) for Albany Regional Prison, located at 250 Princess Avenue, Torndirrup (the Site). Subsequently, the Department engaged Aurora to provide a quotation for the requested works

6.6.1 Movement in provisions

	2026 ($000)	2025 ($000)
Movements in each class of provisions during the period, are set out below.		
National Redress Scheme		
Carrying amount at start of period	-	488,000
Transfer carrying amount to Administered	-	(488,000)
Carrying amount at end of period	**-**	**-**
Other provisions		
Carrying amount at start of period	-	2,413
Western Australian Institute of Sport (WAIS) scheme payment	-	(2,250)
Contaminated site – Albany Prison site investigation	77	(163)
Carrying amount at end of period	**77**	**-**

7. Financing

This section sets out the material balances and disclosures associated with the financing and cash flows of the Department:

	Notes
Lease liabilities	7.1
Assets pledged as security	7.2
Finance costs	7.3
Cash and cash equivalents	7.4
Reconciliation of cash	7.4.1
Reconciliation of net cost of services to net cash flows used in operating activities	7.4.2
Capital commitments	7.5

7.1 Lease liabilities

	2026 ($000)	2025 ($000)
Current	41,906	38,773
Non-current	309,226	329,880
	351,132	**368,653**

	2026 ($000)	2025 ($000)
Buildings	300,075	319,411
Office accommodation	7,830	8,591
Plant & Equipment	2,402	3,073
Vehicles	12,215	12,229
Employee housing	28,610	25,349
	351,132	**368,653**

Initial measurement

At the commencement date of the lease, the Department recognises lease liabilities measured at the present value of lease payments to be made over the lease term. The lease payments are discounted using the interest rate implicit in the lease. If that rate cannot be readily determined, the Department uses the incremental borrowing rate provided by Western Australia Treasury Corporation.

Lease payments included by the Department as part of the present value calculation of lease liability include:

- fixed payments (including in-substance fixed payments), less any lease incentives receivable;
- variable lease payments that depend on an index or a rate initially measured using the index or rate as at the commencement date;
- amounts expected to be payable by the lessee under residual value guarantees;
- the exercise price of purchase options (where these are reasonably certain to be exercised); and
- payments for penalties for terminating a lease, where the lease term reflects the Department exercising an option to terminate the lease.

The interest on the lease liability is recognised in profit or loss over the lease term to produce a constant periodic rate of interest on the remaining balance of the liability for each period. Lease liabilities do not include any future changes in variable lease payments (that depend on an index or rate) until they take effect, in which case the lease liability is reassessed and adjusted against the right-of-use asset.

Periods covered by extension or termination options are only included in the lease term by the Department if the lease is reasonably certain to be extended (or not terminated).
Variable lease payments, not included in the measurement of lease liability, that are dependent on sales are recognised by the Department in profit or loss in the period in which the condition that triggers those payments occurs. This section should be read in conjunction with note 5.3 ‘Right-of-use assets’.

Subsequent measurement

Lease liabilities are measured by increasing the carrying amount to reflect interest on the lease liabilities; reducing the carrying amount to reflect the lease payments made; and remeasuring the carrying amount at amortised cost, subject to adjustments to reflect any reassessment or lease modifications.

The Department has the option to purchase leased assets at their agreed fair value on expiry of the lease. These leasing arrangements do not have escalation clauses other than in the event of payment default. These leasing arrangements impose no restrictions on other financing transactions. Certain leased assets have a contingent rental obligation; however, these are not material when compared to the total lease payments made.

District Court Building
In December 2004, the Department entered into an agreement to finance the development of a new purpose-built District Court Building in Perth. Construction was completed in June 2009. Under this agreement, ownership of the facility will transfer to the Department at the conclusion of the lease term. The lease is expected to conclude in July 2032.

Eastern Goldfields Regional Prison Facility
The State Government has partnered with a private consortium to build, finance, and maintain the Eastern Goldfields Regional Prison (EGRP). The prison was constructed and made available to the Department on 7 August 2016. Throughout the life of the agreement, the consortium is to provide ongoing facilities management and maintenance. The lease is expected to conclude in August 2041.

7.2 Assets pledged as security

	2026 ($000)	2025 ($000)
Assets pledged as security		
The carrying amounts of non-current assets pledged as security are:		
Right-of-use assets	335,256	354,599
Total assets pledged as security	**335,256**	**354,599**

The Department has secured the right-of-use assets against the related lease liabilities. In the event of default, the rights to the leased assets will revert to the lessor. See note 5.3 ‘Right-of-use assets’.

7.3 Finance costs

	2026 ($000)	2025 ($000)
Finance costs		
Lease interest expense	32,002	33,069
Total finance costs expensed	**32,002**	**33,069**

‘Finance cost’ relates to the interest component of lease expenses.

7.4 Cash and cash equivalents

7.4.1 Reconciliation of cash

	2026 ($000)	2025 ($000)
Cash and cash equivalents	39,861	35,550
Restricted cash and cash equivalents	3,876	3,336
Total cash and cash equivalents at the end of period	**43,737**	**38,886**

Restricted cash and cash equivalents	**2026 ($000)**	**2025 ($000)**
Current		
Unclaimed monies[(a)]	3,876	2,302
Royalties for Regions Fund[(b)]	-	1,034
Total Current	**3,876**	**3,336**

(a) Represents stale and unpresented cheques; rejected EFT payments and monies held in suspense as the owners/recipients cannot be located.

(b) Refer note 4.1(g) 'Income from State Government'.

For the purpose of the Statement of cash flows, cash and cash equivalent (and restricted cash and cash equivalent) assets comprise cash on hand and short-term deposits with original maturities of three months or less that are readily convertible to a known amount of cash, and which are subject to an insignificant risk of changes in value.

7.4.2 Reconciliation of net cost of services to net cash flows used in operating activities

	Notes	2026 ($000)	2025 ($000)
Net cost of services		(2,269,066)	(2,089,087)
Non-cash items			
Depreciation and amortisation expense	5.1.1, 5.2.1, 5.3	111,583	97,340
Resources received free of charge	4.1, 4.4	20,639	39,096
Loss on disposal of property, plant and equipment	3.6	245	274
Canteen sales	4.3	(25,619)	(23,121)
Telephone recoups	4.5	(3,042)	(2,858)
Prisoner Gratuities	4.3	25,619	23,121
Adjustment for other non-cash items		(1,608)	(1,792)
(Increase)/ decrease in assets			
Receivables[(a)]		(9,649)	235
Other assets		(1,273)	7,237
Inventories		(1,038)	(531)
Increase/ (decrease) in liabilities			
Payables[(a)]		17,870	6,894
Employee related provisions		15,133	27,710
Other provisions	6.6	77	(2,413)
Net GST receipts[(b)]		104,838	87,192
Change in GST (payables)[(c)]		(104,817)	(89,200)
Net cash used in operating activities		**(2,120,108)**	**(1,919,903)**

(a) Note that the ATO receivable/payable in respect of GST and the receivable/payable in respect of the sale/purchase of non-current assets are not included in these items as they do not form part of the reconciling items.

(b) This is the net GST paid/received, i.e., cash transactions.

(c) This reverses out the GST in receivables and payables.

7.5 Capital commitments

	2026 ($000)	2025 ($000)
Capital expenditure commitments, being contracted capital expenditure additional to the amounts reported in the financial statements, are payable as follows:		
Within 1 year	74,136	82,258
Later than 1 year and not later than 5 years	4,535	44,187
Total capital commitments	**78,671**	**126,445**

The main projects included therein are as follows: Casuarina Prison Expansion Tranche 2, Banksia Hill Detention Centre – New Youth Detention Facility – Banksia Hill and Greenough Regional Prison Water Main Upgrade.

8. Risks and contingencies

This note sets out the key risk management policies and measurement techniques of the Department.

	Notes
Financial risk management	8.1
Contingent assets and liabilities	8.2
Fair value measurements	8.3

8.1 Financial risk management

Financial instruments held by the Department are cash and cash equivalents, restricted cash and cash equivalents, receivables, payables, Western Australian Treasury Corporation (WATC)/bank borrowings, finance leases, and Treasurer's advances. The Department has limited exposure to financial risks. The Department's overall risk management program focuses on managing the risks identified below.

(a) Summary of risks and risk management

Credit risk
Credit risk arises when there is the possibility of the Department's receivables defaulting on their contractual obligations, resulting in financial loss to the Department.

Credit risk associated with the Department's financial assets is minimal because the main receivable is the amounts receivable for services (holding account). For receivables other than Government, the Department trades only with recognised, creditworthy third parties. The Department has policies in place to ensure that sales of products and services are made to customers with an appropriate credit history. In addition, receivable balances are monitored on an ongoing basis with the result that the Department's exposure to bad debts is minimal. Debt will be written off against the allowance account when it is improbable or uneconomical to recover the debt. At the end of the reporting period, there were no significant concentrations of credit risk.

Liquidity risk
Liquidity risk arises when the Department is unable to meet its financial obligations as they fall due.

The Department is exposed to liquidity risk through its trading in the normal course of business.

The Department has appropriate procedures to manage cash flows, including drawdowns of appropriations, by monitoring forecast cash flows to ensure that sufficient funds are available to meet its commitments.

Market risk
Market risk is the risk that changes in market prices, such as foreign exchange rates and interest rates, will affect the Department's income or the value of its holdings of financial instruments. The Department does not trade in foreign currency and is not materially exposed to other price risks [for example, equity securities or commodity prices changes]. The Department's exposure to market risk for changes in interest rates relates primarily to the long-term debt obligations.

(b) Categories of financial instruments

The carrying amounts of each of the following categories of financial assets and financial liabilities at the end of the reporting period are:

	2026 ($000)	2025 ($000)
Financial Assets		
Cash and cash equivalents	39,861	35,550
Restricted cash and cash equivalents	3,876	3,336
Financial assets at amortised cost[(a)]	1,006,085	908,951
Total financial assets	**1,049,822**	**947,837**
Financial liabilities		
Financial liabilities at amortised cost[(b)]	(482,532)	(480,866)
Total financial liabilities	**(482,532)**	**(480,866)**

(a) The amount of financial assets at amortised cost excludes GST recoverable from the ATO (statutory receivable).

(b) The amount of financial liabilities at amortised cost excludes GST payable to the ATO (statutory payable).

(c) Credit risk exposure

The following table details the credit risk exposure on the Department's receivables using a provision matrix.

			Days past due			
	Total ($000)	Current ($000)	<30 Days ($000)	31-60 days ($000)	61-90 days ($000)	>91 days ($000)
30-Jun-26						
Expected credit loss rate		42.63%	22.63%	37.04%	37.93%	35.30%
Estimated total gross carrying amount at default	10,400	9,259	61	51	97	932
Expected credit losses	(4,346)	(3,947)	(14)	(19)	(37)	(329)
30-Jun-25						
Expected credit loss rate		32.99%	27.11%	30.23%	30.37%	26.93%
Estimated total gross carrying amount at default	11,710	10,098	70	54	99	1,389
Expected credit losses	(3,771)	(3,332)	(19)	(16)	(30)	(374)

(d) Liquidity risk and interest rate exposure

The following table details the Department's interest rate exposure and the contractual maturity analysis of financial assets and financial liabilities. The maturity analysis section includes interest and principal cash flows. The interest rate exposure section analyses only the carrying amounts of each item.

	Weighted average effective interest rate	Carrying amount	Interest rate exposure			Nominal amount	Maturity dates				
			Fixed interest rate	Variable interest rate	Non-interest bearing		Up to 1 month	1-3 months	3 months to 1 year	1-5 Years	More than 5 years
	%	($000)	($000)	($000)	($000)	($000)	($000)	($000)	($000)	($000)	($000)
2026											
Financial Assets											
Cash and cash equivalents		39,861	-	-	39,861	39,861	39,861	-	-	-	-
Restricted cash and cash equivalents		3,876	-	-	3,876	3,876	3,876	-	-	-	-
Receivables[(a)]		53,302	-	-	53,302	53,302	24,793	-	-	28,509	-
Amounts receivable for services		952,783	-	-	952,783	952,783	1,788	1,788	8,049	46,500	894,658
		1,049,822	**-**	**-**	**1,049,822**	**1,049,822**	**70,318**	**1,788**	**8,049**	**75,009**	**894,658**
Financial Liabilities											
Payables[(b)]		131,400	-	-	131,400	131,400	131,400	-	-	-	-
Lease liabilities	8.82	351,132	351,132	-	-	550,915	6,409	12,513	52,608	271,013	208,372
		482,532	**351,132**	**-**	**131,400**	**682,315**	**137,809**	**12,513**	**52,608**	**271,013**	**208,372**

(a) The amount of receivables excludes the GST recoverable from the ATO (statutory receivable).

(b) The amount of payables excludes the GST payable to the ATO (statutory payable).

(d) Liquidity risk and interest rate exposure (cont)

	Weighted average effective interest rate	Carrying amount	Interest rate exposure			Nominal amount	Maturity dates				
			Fixed interest rate	Variable interest rate	Non-interest bearing		Up to 1 month	1-3 months months	3 months to 1 year	1-5 years	More than 5 years
	%	($000)	($000)	($000)	($000)	($000)	($000)	($000)	($000)	($000)	($000)
2025											
Financial Assets											
Cash and cash equivalents		35,550	-	-	35,550	35,550	35,550	-	-	-	-
Restricted cash and cash equivalents		3,336	-	-	3,336	3,336	3,336	-	-	-	-
Receivables[(a)]		43,653	-	-	43,653	43,653	15,144	-	-	28,509	-
Amounts receivable for services		865,298	-	-	865,298	865,298	1,744	1,744	8,137	46,500	807,173
		947,837	-	-	**947,837**	**947,837**	**55,774**	**1,744**	**8,137**	**75,009**	**807,173**
Financial Liabilities											
Payables[(b)]		112,213	-	-	112,213	112,213	112,213	-	-	-	-
Lease liabilities	8.35	368,653	368,653	-	-	596,175	6,586	12,461	50,714	268,161	258,253
		480,866	**368,653**	**-**	**112,213**	**708,388**	**118,799**	**12,461**	**50,714**	**268,161**	**258,253**

(a) The amount of receivables excludes the GST recoverable from the ATO (statutory receivable).

(b) The amount of payables excludes the GST payable to the ATO (statutory payable).

(e) Interest rate sensitivity analysis

The following table represents a summary of the interest rate sensitivity of the Department's financial assets and liabilities at the end of the reporting period on the surplus for the period and equity for a 1% change in interest rates. It is assumed that the change in interest rates is held constant throughout the reporting period.

		-100 basis points		**+100 basis points**	
	Carrying amount ($000)	**Surplus ($000)**	**Equity ($000)**	**Surplus ($000)**	**Equity ($000)**
2026					
Financial assets					
Restricted cash and cash equivalents	3,876	(39)	(39)	39	39
Financial liabilities					
Lease liabilities	351,132	3,511	3,511	(3,511)	(3,511)
Total increase/(decrease)		**3,472**	**3,472**	**(3,472)**	**(3,472)**

		-100 basis points		+100 basis points	
	Carrying amount ($000)	**Surplus ($000)**	**Equity ($000)**	**Surplus ($000)**	**Equity ($000)**
2025					
Financial assets					
Restricted cash and cash equivalents	3,336	(33)	(33)	33	33
Financial liabilities					
Lease liabilities	368,653	3,687	3,687	(3,687)	(3,687)
Total increase/(decrease)		**3,654**	**3,654**	**(3,654)**	**(3,654)**

8.2 Contingent assets and liabilities

Contingent assets and contingent liabilities are not recognised in the Statement of financial position but are disclosed and, if quantifiable, are measured at the best estimate.

Contingent assets and liabilities are presented inclusive of GST receivable or payable respectively.

8.2.1 Contingent assets

There were no contingent assets at 30 June 2026 or 30 June 2025.

8.2.2 Contingent liabilities

The following contingent liabilities are excluded from the liabilities included in the financial statements:

	2026 ($000)	2025 ($000)
Litigation in progress		
Claims against the Department of Justice and Attorney		
General by the general public and offenders	10,138	3,378
Criminal injuries compensation court appeals [(a)]	-	900
	10,138	**4,278**

(a) Criminal injuries compensation

The contingent liability for criminal injuries is in relation to the *Criminal Injuries Compensation Act 2003* (the Act) to compensate applicants for injuries, and some losses suffered as a consequence of an offence. The Act allows an interested person to make an appeal to the District Court against an assessor's decision:

- to make or to refuse to make a compensation award;
- as to the amount of a compensation award.

The District Court decision is final and is not appealable. The Department is unable to accurately provide the value of applications on hand as each application is individually considered before a final value is determined. The number of applications on hand for the financial year ended 30 June 2026 is 12,725 (2025: 11,376). A more comprehensive annual report on the Office of Criminal Injuries Compensation operations is provided each year to the Attorney General for State Parliament by the Chief Assessor under section 62 of the Act.

Contaminated sites

Under the *Contaminated Sites Act 2003*, the Department is required to report known and suspected contaminated sites to the Department of Water and Environmental Regulation (DWER). In accordance with the *Contaminated Sites Act 2003*, DWER classifies these sites based on the risk to human health, the environment and environmental values. Where sites are classified as 'contaminated – remediation required' or 'possibly contaminated – investigation required', the Department may be liable for investigation or remediation expenses.

Acacia Prison Wastewater

Previously, there was a potential hydrocarbon discharge into the wastewater due to an old spill. A monitoring instrument was installed to monitor the area for five years during which no hydrocarbons were detected. Elevated nitrogen and phosphorus levels in the bores suggest possible contamination at the Acacia wastewater treatment plant and irrigation system. There has been no further evidence of increasing nitrogen and phosphorus. Further investigation is required to determine if contamination is still present.

Albany Regional Prison

The site was classified by DWER as possibly contaminated due to potentially contaminating activities associated with its historical use, including a rifle range, fuel storage, and wastewater disposal. In 2017, the Department engaged Aurora to conduct a preliminary site investigation, which focused on three areas of potential environmental concern. In 2024, an additional Sampling and Analysis Quality Plan was implemented. However, neither investigation yielded conclusive results.

In 2025, Aurora carried out further investigations on the historical sites. The findings indicated that the only remaining concern was related to the former residential site, where ground surface asbestos was detected. The results have been submitted to DWER. In June 2026, in response to a letter dated 6 March 2026 received from DWER, an officer from Department of Health, recommended further investigation works. Also see note 6.6 for details of the provision made in the financial statements.

Other contingent liabilities

Legal Claims

The Department is defending a class action brought by Levitt Robinson in the Federal Court of Australia which is a representative in relation to *the Fines, Penalties, and Infringement Notices Enforcement Act 1994* (FPINE) alleging racial discrimination, on behalf of Aboriginal and Torres Strait Islanders who were imprisoned under the FPINE Act, or their dependents. The State Solicitor's Office and Norton Rose Fulbright have been engaged to represent the State of Western Australia. The Insurance Commission of WA (ICWA) is responsible for the defence legal fees but will recoup from the Department the portion of Norton Rose Fulbright's fees that is in excess of ICWA's agreed rates. This claim is ongoing and other implications to the Financial Statements and a time for resolution could not be estimated.

The Department is defending a class action brought by Levitt Robinson in the Federal Court of Australia relating to detention centres. The State Solicitor's Office and Norton Rose Fulbright have been engaged to represent the State of Western Australia. The Department is responsible for the defence legal fees and is expecting to recoup a portion of the costs under insurance. This claim is ongoing and the potential impact on the Department's operations and the Financial Statements is unknown.

The Department is defending a class action brought by Levitt Robinson in the Federal Court of Australia relating to the detention of young offenders in the Unit 18 Youth Detention Centre. The State Solicitor's Office and Norton Rose Fulbright have been engaged to represent the Department. The Department is responsible for the defence legal fees and is expecting to recoup a portion of the costs under insurance. This claim is ongoing and the potential impact on the Department's operations and the Financial Statements is unknown.

The Department is defending a number of historical child sexual abuse claims for damages. Some of these claims are uninsured as the alleged abuse occurred when State Government Departments were self-insured, while some claims are insured. ICWA manages all claims and charges the Department an administration fee for those claims that are uninsured. For claims that are uninsured, the Department is also required to reimburse ICWA the settlement costs, court costs, fees and disbursements. These claims are ongoing and the potential impact on the Department's operations and the Financial Statements is unknown.

8.3 Fair value measurements

Assets measured at fair value: 2026	Level 1 ($000)	Level 2 ($000)	Level 3 ($000)	Fair value at end of period ($000)
Land (Note 5.1)	-	1,200	287,174	**288,374**
Buildings (Note 5.1)	-	150	2,798,658	**2,798,808**
	-	**1,350**	**3,085,832**	**3,087,182**

Assets measured at fair value: 2025	Level 1 ($000)	Level 2 ($000)	Level 3 ($000)	Fair value at end of period ($000)
Land (Note 5.1)	-	1,290	241,561	**242,851**
Buildings (Note 5.1)	-	70	2,625,040	**2,625,110**
	-	**1,360**	**2,866,601**	**2,867,961**

Central Metro Youth Justice Services land ($7,420,000) and building ($690,000) were reclassified from level 2 to level 3.

Valuation techniques and inputs

Level 2 assets

Market type land and buildings (office accommodation) are derived using the market approach. Market evidence of sales prices of comparable land and buildings (office accommodation) in close proximity is used to determine price per square metre.

Level 3 assets

Land assets (High utility land use assets)

High Utility land values are measured by drawing comparison between the subject asset as a going concern and market pricing data of assets having similar utility and service capacity.

The assessed Highest & Best Use Value is based upon comparable utility transactions and is adjusted for valuation deferment recognition. Valuation deferment is the practice of delaying the recognition or calculation of an asset's value until a future date, primarily used to manage uncertainty, account for value over time, restrictions on ownership and current use considerations. The value of the land reflects differences between public and private sector market associated with title conversion, time deferments, and other factors including encumbrances, title status, management orders or lease conditions.

Building assets

Fair value for current use buildings is determined by reference to the cost of replacing the remaining future economic benefits embodied in the asset, i.e., the current replacement cost. Current replacement cost is generally determined by reference to the market observable replacement cost of a substitute asset of comparable utility and the gross project size specifications, adjusted for obsolescence. Obsolescence encompasses physical deterioration, functional (technological) obsolescence and economic (external) obsolescence.

Valuation using current replacement cost utilises these significant level 3 input of obsolescence estimated by Landgate. The fair value measurement is sensitive to the estimate of obsolescence, with higher values of the estimate correlating with lower estimated fair value of buildings.

In addition, professional and project management fees estimated and added to the current replacement costs provided by Landgate for current use buildings represent significant Level 3 inputs used in the valuation process. The fair value of these assets will increase with a higher level of professional and project management fees.

Fair value measurements using significant unobservable inputs (level 3)

2026	Land ($000)	Buildings ($000)
Fair Value at the start of the period	241,561	2,625,040
Additions	-	2,789
Revaluation increments recognised in Other Comprehensive Income	46,043	111,187
Transfers to distribution to owners	(430)	(4,855)
Transfers from WIP	-	120,069
Transfer from right-of-use asset	-	9,922
Depreciation expense	-	(65,494)
Fair Value at end of period	**287,174**	**2,798,658**
Total gains or losses for the period included in profit or loss	-	-

2025	Land ($000)	Buildings ($000)
Fair Value at the start of the period	212,173	2,140,888
Additions	-	13
Revaluation increments recognised in Other Comprehensive Income	21,968	502,289
Transfers from Level 2	7,420	690
Transfers from WIP	-	33,491
Impairment losses	-	(918)
Depreciation expense	-	(51,413)
Fair Value at end of period	**241,561**	**2,625,040**
Total gains or losses for the period included in profit or loss	-	-

Transfers in and out of a fair value level are recognised on the date of the event or change in circumstances that caused the transfer. Transfers are generally limited to assets newly classified as non-current assets held for sale as the Treasurer's instructions require valuations of land, buildings and infrastructure to be categorised within Level 3, where the valuations will utilise significant Level 3 inputs on a recurring basis.

Basis of Valuation

In the absence of market-based evidence, due to the specialised nature of some non-financial assets, these assets are valued at Level 3 of the fair value hierarchy on an current use basis (presumed to be the highest and best use), which recognises that restrictions or limitations have been placed on their use and disposal when not determined to be surplus to requirements. These restrictions are imposed by virtue of the assets being held to deliver a specific community service.

9. Other disclosures

This section includes additional material disclosures required by accounting standards or other pronouncements, for the understanding of this financial report.

	Notes
Events occurring after the end of the reporting period	9.1
Future impact of Australian Accounting Standards not yet operative	9.2
Key management personnel	9.3
Related party transactions	9.4
Related bodies	9.5
Affiliated bodies	9.6
Special purpose accounts	9.7
Remuneration of auditors	9.8
Services provided free of charge	9.9
Equity	9.10
Supplementary financial information	9.11
Non-current assets held for distribution to owners	9.12

9.1 Events occurring after the end of the reporting period

There were no events occurring after the end of the reporting period.

9.2 Future impact of Australian Accounting Standards not yet operative

The Department cannot early adopt an Australian Accounting Standard unless specifically permitted by TI 9 - Requirement 4 *Application of Australian Accounting Standards and Other Pronouncements* or by an exemption from TI 9. Where applicable, the Department plans to apply the following Australian Accounting Standards from their application date.

		Operative for reporting periods beginning on/after
Operative for reporting periods beginning on/after 1 Jan 2026		
AASB 2024-2	Amendments to Australian Accounting Standards – Classification and Measurement of Financial Instruments This Standard amends AASB 7 and AASB 9 as a consequence of the issuance of Amendments to the Classification and Measurement of Financial Instruments (Amendments to IFRS 9 and IFRS 7) by the International Accounting Standards Board in May 2024. The Department has not assessed the impact of the Standard.	**1 Jan 2026**
AASB 2024-3	Amendments to Australian Accounting Standards – Annual Improvements Volume 11 This Standard amends AASB 1, AASB 7, AASB 9, AASB 10 and AASB 107 as a consequence of the issuance of Annual Improvements to IFRS Standards – Volume 11 by the International Accounting Standards Board in July 2024. The Department has not assessed the impact of the Standard.	**1 Jan 2026**
AASB 2025-1	Amendments to Australian Accounting Standards – Contracts Referencing Nature-dependent Electricity This Standard amends AASB 7 and AASB 9 as a consequence of the issuance of IFRS Contracts Referencing Nature-dependent Electricity (Amendments to IFRS 9 and IFRS 7) by the International Accounting Standards Board in December 2024. There is no financial impact.	**1 Jan 2026**
Operative for reporting periods beginning on/after 1 Jan 2028		
AASB 18 (NFP/super)	Presentation and Disclosure in Financial Statements (Appendix D) [for not-for-profit and superannuation entities] This Standard replaces AASB 101 with respect to the presentation and disclosure requirements in financial statements applicable to not-for-profit and superannuation entities This Standard is a consequence of the issuance of IFRS 18 Presentation and Disclosure in financial Statements by the International Accounting Standards Board in April 2024. This Standard also makes amendments to other Australian Accounting Standards set out in Appendix D of this Standard. The Department has not assessed the impact of the Standard.	**1 Jan 2028**

9.3 Key management personnel

The Department has determined key management personnel to include cabinet ministers and senior officers of the Department. The Department does not incur expenditures to compensate ministers, and those disclosures may be found in the Annual Report on State Finances.

The total fees, salaries, superannuation, non-monetary benefits and other benefits for senior officers of the Department for the reporting period are presented within the following bands:

Compensation band ($)	2026	2025
600,001-650,000	1	1
550,001-600,000	-	2
400,001-450,000	1	-
350,001-400,000	1	1
300,001-350,000	3	1
250,001-300,000	4	2
200,001-250,000	5	4
150,001-200,000	-	3
100,001-150,000	-	2

	2026 ($000)	2025 ($000)
Short-term employee benefits	4,063	4,046
Post-employment benefits	468	474
Other long-term benefits	105	240
Total compensation of senior officers	**4,637**	**4,760**

Total compensation includes the superannuation expense incurred by the Department in respect of senior officers.

9.4 Related party transactions

The Department is a wholly owned public sector entity that is controlled by the State of Western Australia.

Related parties of the Department include:

- all cabinet ministers and their close family members, and their controlled or jointly controlled entities;
- all senior officers and their close family members, and their controlled or jointly controlled entities;
- other departments and statutory authorities, including related bodies, that are included in the whole of government consolidated financial statements (i.e. wholly owned public sector entities);
- associates and joint ventures of a wholly-owned public sector entity; and
- the Government Employees Superannuation Board (GESB).

Significant transactions with government-related entities

In conducting its activities, the Department is required to transact with the State and entities related to the State. These transactions are generally based on the standard terms and conditions that apply to all Departments. Such transactions include:

- income from State Government (note 4.1);
- equity contributions (note 9.10);
- superannuation payments to GESB (note 3.1 (a));
- lease rentals payments to the Department of Housing and Works (note 3.4) (Government Office Accommodation and State Fleet) and the Housing Authority (Government Regional Officer Housing) and related outstanding balances (note 6.5);
- insurance payments to the Insurance Commission of WA and Riskcover fund (note 3.6);
- Legal Assistance (note 3.2);
- income from Public Trustee (note 4.2 and 4.5);
- services provided free of charge to other agencies (note 9.9); and
- remuneration for services provided by the Auditor General (note 9.8).

Material transactions with related parties

Outside of normal citizen type transactions with the Department, there were no other related party transactions that involved key management personnel and/or their close family members and/or their controlled (or jointly controlled) entities.

9.5 Related bodies

A related body is a body that receives more than half of its funding and resources from a Department and is subject to operational control by that Department. The Department had no related bodies during the financial year.

9.6 Affiliated bodies

An affiliated body is a body that receives more than half its funding and resources from a Department but is not subject to operational control by that Department. The following bodies receive more than half their funding and resources from the Department but are not subject to operational control by it and are therefore considered to be an affiliated body under the *Financial Management Act 2006:*

	2026 ($000)	2025 ($000)
The Legal Aid Commission of Western Australia (Note 3.2(b))	125,702	130,970
Aboriginal Legal Service of Western Australia	26,353	22,202
The Legal Costs Committee	203	195
The Law Reform Commission of Western Australia	434	279

9.7 Special purpose accounts

During the reporting period the Department maintained the following special purpose accounts:

Account name	2025-2026			
	Opening Balance ($000)	Receipts ($000)	Payments ($000)	Closing Balance ($000)
1. Courts Trust Account	17,904	51,187	(51,853)	17,238
2. Sheriff's and District Court Bailiff's Trust Account	113	3,183	(3,146)	150
3. Prisoners Private Cash Trust Account	582	15,893	(15,766)	709
4. Juveniles' Private Cash Trust Account	-	3	(3)	-
5. Counselling and Psychological Care (CPC) Fund-National Redress Scheme	3,691	1,357	(70)	4,978

Account name	2024-2025			
	Opening Balance ($000)	Receipts ($000)	Payments ($000)	Closing Balance ($000)
1. Courts Trust Account	15,792	44,222	(42,110)	17,904
2. Sheriff's and District Court Bailiff's Trust Account	163	1,779	(1,829)	113
3. Prisoners Private Cash Trust Account	469	14,068	(13,955)	582
4. Juveniles' Private Cash Trust Account	5	1	(6)	-
5. Counselling and Psychological Care (CPC) Fund-National Redress Scheme	2,417	1,317	(43)	3,691

The following table summarises the purpose of the special purpose accounts maintained by the Department:

	Account name	Purpose of the Special Purpose Account
1	Courts Trust Account	To hold monies paid into the Supreme, District, Family, Children's and Magistrates Courts in civil and criminal actions, as ordered by those Courts; to hold monies paid into the Sheriff's Office for service and enforcement action; and to hold monies collected in the course of Court activities for disbursement to other parties.
2	Sheriff's and District Court Bailiff's Trust Account	To hold monies collected from the Execution by the Sheriff, Supreme Court or Bailiff District Courts of Western Australia.
3	Prisoners Private Cash Trust Account	To hold funds in trust for prisoner's private use.
4	Juveniles' Private Cash Trust Account	To hold funds in trust for Juvenile offenders under the Juvenile Justice Program.
5	Counselling and Psychological Care Fund-National Redress Scheme	To hold monies in trust on behalf of the National Redress Scheme for survivors of institutional child sexual abuse and make payments to CPC providers (as determined by the Scheme) when CPC services are delivered to eligible applicants.

The above accounts have been established under section 16.1(c) of the *Financial Management Act of 2006.*

9.8 Remuneration of auditors

Remuneration paid or payable to the Auditor General in respect of the audit for the reporting period is as follows:

	2026 ($000)	2025 ($000)
Auditing the accounts, financial statements, controls, and key performance indicators	816	789

9.9 Services provided free of charge

During the reporting period the following services were provided to other agencies free of charge for functions outside the normal operations of the Department.

	2026 ($000)	2025 ($000)
Provision of Corporate Services:		
State Solicitors Office	2,283	2,011
Office of the Director of Public Prosecutions	80	78
Law Reform Commission	257	251
Professional Standards Council	59	94
Parliamentary Inspector of the Corruption and Crime Commission	149	126
Commissioner for Children and Young People	286	236
Legal Costs Committee	119	78
Office of the Information Commission	468	-
	3,701	**2,874**

9.10 Equity

	2026 ($000)	2025 ($000)
Contributed equity		
Balance at start of period	3,331,765	2,709,975
Capital appropriation	173,895	131,700
Special purpose account funding	2,103	2,500
Royalties for Regions Fund - Regional infrastructure and headworks and community services	468	-
Total contributions by owners	**176,466**	**134,200**
Distribution to owners		
Royalties for Regions Fund - Regional infrastructure and headworks and community services	-	(410)
Total distribution by owners	**-**	**(410)**
Liabilities assumed by owners(a)	-	488,000
Total liabilities assumed by owners	**-**	**488,000**
Balance at end of period	**3,508,231**	**3,331,765**
Reserves		
Balance at start of period	988,217	464,758
Changes in asset revaluation surplus		
Land	45,953	22,088
Buildings	113,292	501,371
Total asset revaluation surplus at end of period	**1,147,462**	**988,217**
Accumulated deficit		
Balance at start of period	(668,095)	(639,307)
Result for the period	(32,949)	(28,788)
Balance at the end of period	**(701,044)**	**(668,095)**
Total equity at end of period	**3,954,649**	**3,651,887**

(a) Effective 1 July 2024, The National Redress Scheme was reclassified as an administered item. Additional disclosure provided under administered assets and liabilities.

9.11 Supplementary financial information

(a) Write-offs

During the financial year, assets, revenue and outstanding debts owed to the state were written off the Department's registers under the authority of:

	2026 ($000)	2025 ($000)
The accountable authority	262	69
	262	**69**
Criminal Injuries Compensation		
The accountable authority	1,204	599
	1,204	**599**
Administered (Fines Enforcement Registry)		
The accountable authority	26,666	35,968
	26,666	**35,968**

(b) Gifts of public property

	2026 ($000)	2025 ($000)
Gifts of public property provided by the Department	600	-
	600	**-**

9.12 Non-current assets held for distribution to owners

The following table represents a summary:

2026	Land ($000)	Building ($000)	Total ($000)
Opening Balance	-	-	-
Assets held for distribution to owners[(a)]	430	4,855	5,285
Total assets held for distribution to owners	**430**	**4,855**	**5,285**
Total non-current assets held for distribution to owners at end of period	**430**	**4,855**	**5,285**

(a) Refer to note 5.1 (b) 'Property, plant and equipment'.

10. Explanatory statements

This section explains variations in the financial performance of the Department.

Notes	
Explanatory statement for controlled operations	10.1
Explanatory statement for administered items	10.2

10.1 Explanatory statement for controlled operations

This explanatory section explains variations in the financial performance of the Department undertaking transactions under its own control, as represented by the primary financial statements.

All variances between annual estimates (original budget) and actual results for 2026, and between the actual results for 2026 and 2025 are shown below. Narratives are provided for major variances which are more than 10% of their comparative and which are also more than 1% of the following (as appropriate):

1) Estimate and actual results for the current year:
   - Total Cost of Services of the annual estimates for the Statements of comprehensive income and Statement of cash flows (i.e. 1% of $2.330 billion), and
   - Total Assets of the annual estimate for the Statement of financial position (i.e. 1% of $4.011 billion).

2) Actual results between the current year and the previous year:
   - Total Cost of Services for the previous year for the Statements of comprehensive income and Statement of cash flows (i.e. 1% of $2.351 billion), and
   - Total assets for the previous year for the Statement of financial position (i.e. 1% of $4.380 billion).

10.1.1 Statement of comprehensive income variances

Expenses	Variance Note	Estimate 2026[1] ($000)	Actual 2026 ($000)	Actual 2025 ($000)	Variance Between Estimate and Actual ($000)	Variance Between Actual results for 2026 and 2025 ($000)
Employee benefits expense		1,127,968	1,169,725	1,064,225	41,757	105,500
Supplies and services		588,717	629,495	585,292	40,778	44,203
Depreciation and amortisation expense		98,660	111,583	97,340	12,923	14,243
Finance costs		32,317	32,002	33,069	(315)	(1,067)
Grants and subsidies	1	228,466	312,871	287,435	84,405	25,436
Accommodation expenses		54,546	58,804	57,884	4,258	920
Prisoner gratuities		17,531	19,273	17,955	1,742	1,318
Cost of sales		17,245	24,392	21,843	7,147	2,549
Other expenses	2, A	164,435	217,287	186,038	52,852	31,249
Total cost of services		**2,329,885**	**2,575,432**	**2,351,081**	**245,547**	**224,351**
Income						
User charges and fees		128,552	126,328	115,766	(2,224)	10,562
Sales		17,779	25,619	23,121	7,840	2,498
Commonwealth grants and contributions	B	122,614	125,583	96,543	2,969	29,040
Other revenue		27,242	28,836	26,564	1,594	2,272
Total income		**296,187**	**306,366**	**261,994**	**10,179**	**44,372**
Net cost of service		**2,033,698**	**2,269,066**	**2,089,087**	**235,368**	**179,979**
Income from State Government						
Service appropriation	3, C	1,973,582	2,194,084	1,990,553	220,502	203,531
Income from other public sector entitles		18,972	15,609	24,121	(3,363)	(8,512)
Services received		30,212	15,989	34,446	(14,223)	(18,457)
Royalties for Regions Fund		13,120	10,435	11,179	(2,685)	(744)
Total income from State Government		**2,035,886**	**2,236,117**	**2,060,299**	**200,231**	**175,818**
Surplus/(deficit) for the period		**2,188**	**(32,949)**	**(28,788)**	**(35,137)**	**(4,161)**
Other comprehensive income						
Items not reclassified subsequently to profit or loss						
Changes in asset revaluation surplus		135,180	159,245	523,459	24,065	(364,214)
Total comprehensive income/(loss) for the period		**137,368**	**126,296**	**494,671**	**(11,072)**	**(368,375)**

1. These estimates are published in the State Budget 2025-26. Budget Papers No 2 'Budget Statements'

10.1.2 Statement of financial position variances

	Variance Note	Estimate 2026[1] ($000)	Actual 2026 ($000)	Actual 2025 ($000)	Variance Between Estimate and Actual ($000)	Variance Between Actual results for 2026 and 2025 ($000)
ASSETS						
Current Assets						
Cash and cash equivalents		1,769	39,861	35,550	38,092	4,311
Restricted cash and cash equivalents		1,495	3,876	3,336	2,381	540
Inventories		5,401	6,970	5,932	1,569	1,038
Receivables		24,644	36,202	26,574	11,558	9,628
Amounts receivable for services		11,625	11,625	11,625	-	-
Other current assets		9,540	3,576	2,303	(5,964)	1,273
Biological assets		1,958	3,484	2,469	1,526	1,015
Non-current assets held for distribution to owners		-	5,285	-	5,285	5,285
Total Current Assets		**56,432**	**110,879**	**87,789**	**54,447**	**23,090**
Non-Current Assets						
Receivables		19,149	28,509	28,509	9,360	-
Amount receivable for services		941,929	941,158	853,673	(771)	87,485
Property plant and equipment	4	2,603,104	3,226,838	3,003,324	623,734	223,514
Intangible assets		2,192	8,600	4,951	6,408	3,649
Right-of-use assets		387,749	384,031	402,131	(3,718)	(18,100)
Total Non-Current Assets		**3,954,123**	**4,589,136**	**4,292,588**	**635,013**	**296,548**
Total Assets		**4,010,555**	**4,700,015**	**4,380,377**	**689,460**	**319,638**
LIABILITIES						
Current Liabilities						
Payables		75,233	131,400	112,213	56,167	19,187
Lease liabilities		37,666	41,906	38,773	4,240	3,133
Employee related provisions		219,138	231,631	216,875	12,493	14,756
Other provision		163	77	-	(86)	77
Total Current Liabilities		**332,200**	**405,014**	**367,861**	**72,814**	**37,153**
Non-Current Liabilities						
Lease liabilities		301,329	309,226	329,880	7,897	(20,654)
Employee related provisions		28,502	31,126	30,749	2,624	377
Total Non-Current Liabilities		**329,831**	**340,352**	**360,629**	**10,521**	**(20,277)**
Total liabilities		**662,031**	**745,366**	**728,490**	**83,335**	**16,876**
Net Assets		**3,348,524**	**3,954,649**	**3,651,887**	**606,125**	**302,762**
Equity						
Contributed equity		3,036,674	3,508,231	3,331,765	471,557	176,466
Reserves		459,890	1,147,462	988,217	687,572	159,245
Accumulated deficit		(148,040)	(701,044)	(668,095)	(553,004)	(32,949)
Total Equity		**3,348,524**	**3,954,649**	**3,651,887**	**606,125**	**302,762**

1. These estimates are published in the State Budget 2025-26. Budget Papers No 2 'Budget Statements'

10.1.3 Statement of cash flows variances

	Variance Note	Estimate 2026[1] ($000)	Actual 2026 ($000)	Actual 2025 ($000)	Variance Between Estimate and Actual ($000)	Variance between Actual results for 2026 and 2025 ($000)
Cash flow from State Government						
Service appropriation	5, D	1,874,472	2,094,974	1,897,365	220,502	197,609
Funds from other public entries		22,356	15,609	24,121	(6,747)	(8,512)
Capital appropriations	E	183,054	175,998	134,200	(7,056)	41,798
Holding account drawdown		11,625	11,625	11,852	-	(227)
Royalties for regions fund		18,320	10,903	10,769	(7,417)	134
Net cash provided by State Government		**2,109,827**	**2,309,109**	**2,078,307**	**199,282**	**230,802**
Cash flow from operating activities						
Payments						
Employee benefits	F	(1,139,754)	(1,149,149)	(1,040,711)	(9,395)	(108,438)
Supplies and services	6, G	(543,221)	(635,813)	(561,514)	(92,592)	(74,299)
Finance costs		(29,325)	(32,002)	(33,069)	(2,677)	1,067
Accommodation		(50,252)	(54,154)	(53,234)	(3,902)	(920)
Grants and subsidies	7	(235,757)	(312,871)	(289,685)	(77,114)	(23,186)
GST payments on purchases		(61,378)	(108,993)	(97,077)	(47,615)	(11,916)
GST payments on taxation authority		-	(5,067)	(1,756)	(5,067)	(3,311)
Other payments	8, H	(183,189)	(212,326)	(177,618)	(29,137)	(34,708)
Receipts						
Sales of goods and services	9	37,801	1,487	1,174	(36,314)	313
User charges and fees	10	96,434	126,390	115,768	29,956	10,622
Commonwealth grants and contributions	I	118,455	120,933	91,893	2,478	29,040
GST receipts on sales		-	5,177	4,800	5,177	377
GST receipts from taxation authority		61,378	109,905	92,026	48,527	17,879
Other receipts		23,884	26,375	29,100	2,491	(2,725)
Net cash provided by/(used in) operating activities		**(1,904,924)**	**(2,120,108)**	**(1,919,903)**	**(215,184)**	**(200,205)**
Cash flow from investing activities						
Payments						
Purchase of non-current physical assets	J	(162,354)	(139,564)	(80,959)	22,790	(58,605)
Net cash provided by /(used in) investing activities		**(162,354)**	**(139,564)**	**(80,959)**	**22,790**	**(58,605)**
Cashflow from financing activities						
Payments						
Principal elements of lease payments		(42,023)	(44,586)	(41,866)	(2,563)	(2,720)
Payment to accrued salaries account		-	-	(9,360)	-	9,360
Net cash provided by /(used in) financing activities		**(42,023)**	**(44,586)**	**(51,226)**	**(2,563)**	**6,640**
Net increase/(decrease) in cash and cash equivalents		526	4,851	26,219	4,325	(21,368)
Cash and cash equivalents at the beginning of the period		2,738	38,886	12,667	36,148	26,219
Cash and cash equivalents at the end of the period		**3,264**	**43,737**	**38,886**	**40,473**	**4,851**

1. These estimates are published in the State Budget 2025-26. Budget Papers No 2 'Budget Statements'

Major Variance Narratives (Controlled Operations)

Variances between estimate and actual for 2026

1. Grants and subsidies were $84 million (37%) higher than the Published Budget, primarily due to higher demand for Criminal Injuries Compensation payments ($73 million), grants to other agencies including Legal Aid WA ($7 million), and payments in relation to Accused Costs ($4 million).

2. Other expenses increased by $53 million (32%), mainly due to building repairs and maintenance at prisons and detention centres, as well as roof and security repairs at courthouses ($20 million); settlement payments relating to prison transport contract disputes and courthouse security services ($7 million); increased travel costs for prison and court services ($7 million); and a higher workers' compensation provision resulting from an increase in employees and wage rise ($4 million).

3. Service appropriation increased by $221 million (11%), mainly due to additional funding to maintain delivery of custodial services and manage the rapid prison population growth ($121 million), increased Criminal Injuries Compensation payments ($73 million), and demand-driven increases across the legal assistance sector, including Legal Aid WA ($7 million).

4. Property, plant and equipment were $624 million (24%) higher than estimate, primarily due to a $157 million increase in the revaluation of land and buildings, as well as the inclusion of Professional and Project Management Fees (PPF) ($367 million), which had not been budgeted for due to timing of the approval and finalisation of the PPF changes in the prior financial year.

5. The increase in service appropriation pertains to the explanation provided in point 3.

6. Supplies and Services were $93 million (17%) higher than the Published Budget. This was primarily driven by increased spending on Court Security and Custodial Services, resulting from a reduction in police-provided officers, contract dispute settlements that led to additional contract variations, and increased service volumes associated with the rising prisoner population ($20 million). Other significant cost increases related to food supplies ($16 million), computing services ($4 million), legal fees ($4 million), health and nursing services ($9 million), utility charges ($6 million), private prison management fees ($5 million) and Maintenance Services Arrangement fees ($5 million).

7. Grants and subsidies were $77 million (33%) higher than the Published Budget, primarily due to higher demand for Criminal Injuries Compensation payments ($73 million) and payments in relation to Accused Costs ($4 million).

8. Other payments were $29 million (16%) higher than the Published Budget, primarily due to increased spending on buildings repairs and maintenance in prisons and detention centres ($20 million) and costs associated with deeds of settlements in relation to prison transport contract dispute and Courthouse security services ($7 million).

9. Sales of goods and services were $36 million (96%) below the Published Budget, largely attributable to revenue being reported under user charges rather than sales of goods and services, consistent with the classification adopted for actual results.

10. User charges and fees were $30 million (31%) higher than the Published Budget, primarily due to revenue being recognised under user charges and fees rather than sales of goods and services.

Variances between actual results for 2026 and 2025

A. Other expenses increased by $31 million (17%), mainly due to an increase in workers' compensation insurance premium arising from a higher number of claims ($19 million), as well as settlement payments relating to prison transport contract disputes and courthouse security services ($7 million).

B. Commonwealth grants increased by $29 million (23%), mainly due to amounts received under the new Commonwealth National Access to Justice Partnership (NAJP) agreement to administer legal assistance.

C. Service appropriation increased by $204 million (10%), mainly due to additional funding for increased demand for Justice services from rapid growth in the prison population ($96 million), annual wage increases under the Prison Officers' Agreement 2024 and the Public Sector CSA Agreement 2024 ($55 million), increases in workers' compensation claims resulted in a higher RiskCover workers' compensation premium ($18 million), and additional Criminal Injuries Compensation payments ($7 million).

D. The increase in service appropriation pertains to the explanation provided in point C.

E. Capital appropriation was $42 million (31%) higher than in 2024-25, mainly due to funding for the Casuarina Prison Stage 2 project (41 million).

F. Employee benefits increased by $108 million (10%), primarily due to higher salary rates under the new wage policies and an increase in full-time equivalent employees (395) required to support rising demand for Justice services ($85 million) and increased overtime payments driven by growth in the prisoner population ($16 million).

G. Supplies and services were $74 million (13%) higher than in 2024-25, primarily due to increased spending on court security and custodial services ($18 million), private prison services ($13 million), purchased services from not-for-profit entity to deliver legal assistance services to community legal centres within WA community ($13 million), increase engagement spending with consultant to provide professional advice ($3 million) and other services such as nursing services, food supplies and catering, livestock purchases, legal fees and legal briefing fees ($14 million).

H. The increase in other payments pertains to the explanation provided in point A.

I. Commonwealth grants and contribution receipts were $29 million (32%) higher than in 2024-25, primarily due to increased funding to administer legal assistance under the NAJP ($27 million).

J. Property, plant and equipment were $59 million (72%) higher than in 2024-25, primarily due to increased spending on the Casuarina Prison Expansion Stage 2 project ($40 million) and the Banksia Hill Detection Centre - Crisis Care Unit ($14 million).

10.2 Explanatory statement for administered items

This explanatory section explains variations in the financial performance of the Department undertaking transactions that it does not control but has responsibility to the government for, as detailed in the administered schedules.

All variances between annual estimates and actual results for 2026, and between the actual results for 2026 and 2025 are shown below.

Narratives are provided for major variances which are more than 10% of the comparative and which are more than 1% of the Total Administered Income in the comparative (i.e. 1% of $137.865 million for the current year and 1% of $261.737 million for the previous year in the table below).

	Variance Note	Estimate 2026[1] ($000)	Actual 2026 ($000)	Actual 2025 ($000)	Variance between actual and estimate ($000)	Variance Between actual results for 2026 and 2025 ($000)
Income from administered items						
Income						
Judicial fines and penalties	1, A	38,206	43,672	38,604	5,466	5,068
Infringement penalties	B	9,898	9,155	5,078	(743)	4,077
National Redress Scheme - funding	2	46,000	27,318	28,116	(18,682)	(798)
National Redress Scheme - valuation adjustment	3, C	-	31,781	140,754	31,781	(108,973)
Revenue for transfer - other Government agencies	4	22,728	17,496	18,246	(5,232)	(750)
Criminal property confiscations	5, D	20,287	45,726	29,896	25,439	15,830
Law Library Fund		600	600	600	-	-
Other		146	168	443	22	(275)
Total administered income		**137,865**	**175,916**	**261,737**	**38,051**	**(85,821)**
Expenses						
Payments to the Consolidated Account	E	48,114	53,017	43,496	4,903	9,521
Criminal property confiscations – grant payments	6	19,675	29,049	30,263	9,374	(1,214)
Law Library Fund payments		600	600	600	-	-
Payment to Road Trauma Trust Account	7	22,728	17,565	18,177	(5,163)	(612)
Allowance for impairment of receivables - fines	8, F	-	32,832	22,262	32,832	10,570
National Redress Scheme – payments	9	10,000	27,318	28,116	17,318	(798)
National Redress Scheme – finance cost	10, G	-	12,637	20,229	12,637	(7,592)
Other		136	165	197	29	(32)
Total administered expenses		**101,253**	**173,183**	**163,340**	**71,930**	**9,843**

1. These estimates are published in the State Budget 2025-26. Budget Papers No 2 'Budget Statements'

Major Variance Narratives (Administered Items)

Variances between estimate and actual for 2026

1. Judicial fines and penalties are $5 million (14%) higher than the published budget. At the time the budget was prepared, estimated actual revenue was lower than the final outcome due to higher-than-expected infringement activity and court-imposed penalties.

2. NRS funding received to process NRS payments was lower than budget. The variance is primarily driven by delays in processing of applications which will be processed during the 2026-27 financial year.

3. The adjustment reflects the outcome of the actuarial assessment, which resulted in a $32 million reduction in estimated future liabilities due to a lower expected number of claims. A reliable estimate was not available when the budget was prepared in March/April.

4. Revenue for transfer – other government agencies are $5 million (23%) lower than estimated, primarily due to lower-than-expected collections from speed and red-light camera fines.

5. Criminal property confiscations are $25 million (125%) higher than the estimate due to an increase in criminal monies confiscated by the Western Australian Police Force, the Office of the Director of the Public Prosecutions (ODPP) and the Corruption and Crime Commission (CCC) during the period.

6. Criminal property confiscations – grants were $9 million (48%) higher than estimated. This is due to an increase in variable payment to the ODPP and the transfer of fund to the Department for the continued delivery of services by the Community Legal Centres (CLCs).

7. The $5 million (23%) lower payment to the Road Trauma Trust Account pertains to the explanation provided in point 4.

8. The allowance for impairment of receivables - Fines Enforcement Registry (FER) is higher than estimated because no budget provision was made for this expense.

9. The increase in NRS payments $17 million (173%) higher than published budget, primarily due to processing delays that were not anticipated when the budget was prepared.

10. NRS finance cost has not been included in the published budget.

Variances between actual results for 2026 and 2025

A. The increase in judicial fines and penalties $5 million (13%) pertains to higher-than-expected infringements and court-imposed penalties due to the increase in the number of fines issued from 200,762 to 358,864.

B. Speed and red-light infringement revenue is collected on behalf of the Road Safety Commission. Revenue collected in 2026 was $4 million (80%) higher than the 2025 actual, partly due to the processing of infringement backlogs affecting the registration of Multanova infringements in 2026.

C. NRS valuation adjustment were $104 million (77%) lower than 2025 mainly due to valuer had better forecast data

D. Criminal property confiscations were $16 million (53%) higher in 2026, reflecting increased collections from confiscation matters by prosecuting authorities.

E. Payments to the Consolidated Account were $10 million (22%) higher than 2025, mainly due to an increase in judicial fines and penalties.

F. The allowance for impairment of receivables increased by $11 million compared to 2025, mainly due to the ageing of receivables by an additional year, which resulted in an increase in ECL.

G. The decrease in NRS finance costs is primarily due to a reduction in provisions as 592 claims were finalised in financial year 2025-26.

Key Performance Indicators

Government of **Western Australia**
Department of **Justice**

Key Performance Indicators

Certification of Key Performance Indicators for the Year Ended 30 June 2026

I hereby certify that the key performance indicators are based on proper records, are relevant and appropriate for assisting users to assess the Department of Justice's performance, and fairly represent the performance of the Department for the financial year ended 30 June 2026.

Ms Kylie Maj
Director General
Department of Justice
10 September 2026

OAG
AUDITED

Key Performance Indicators

Our Purpose

To provide a fair, just and safe community for all Western Australians.

Relationships to Government goals

Broad, high-level government goals are supported at agency level by more specific agency level desired outcomes. Agencies deliver services to achieve these desired outcomes that ultimately contribute to meeting the higher level government goals.

The following table illustrates the relationship between the Department of Justice's agency level desired outcomes, services delivered by the Department and the Government's goals.

Government Goal	Department of Justice - Desired Outcomes	Services
Safe, Strong and Fair Communities: Supporting our local and regional communities to thrive	1. An efficient, accessible court and tribunal system	1. Court and Tribunal Services
	2. Trustee, Guardianship and Administration services are accessible to all Western Australians	2. Advocacy, Guardianship and Administration Services 3. Trustee Services
	3. Western Australian birth, death, marriage and change of name certificates are accurate and accessible	4. Births, Deaths and Marriages
	4. Government receives quality and timely legislative drafting and publication services	5. Services to Government
	5. People who experience unlawful discrimination, harassment and victimisation have efficient and accessible avenues of redress	6. Equal Opportunity Commission Services
	6. Equitable access to legal services and information *	7. Legal Assistance *
	7. A safe, secure and decent corrective services which contributes to community safety and reduces offenders' involvement in the justice system	8. Adult Corrective Services 9. Youth Justice Services

* This outcome and service is delivered by legal assistance agencies that support the delivery of legal services to Western Australians. Grant funding is provided through the Department of Justice to the Legal Aid Commission of Western Australia, Aboriginal Legal Service of Western Australia Limited and Community Legal Centres. The Legal Aid Commission of Western Australia prepares a separate annual report, including reporting against key performance indicators for this desired outcome and service.

Changes to the Department's Outcome Based Management structure

There were no changes to the Department's Outcome Based Management framework for the 2025/26 reporting year.

Key Performance Indicators

The Department of Justice is required under Section 61 of the *Financial Management Act 2006* and Treasurer's Instruction 3 Financial Sustainability to disclose key performance indicators in agency annual reports.

The Department has developed key performance indicators of effectiveness and efficiency to assist senior management and stakeholders to assess and monitor the extent to which agency level government desired outcomes have been achieved and the efficiency of service delivery. The key performance indicators are monitored on a regular basis by the Department's Corporate Executive Committee.

Key effectiveness indicators provide information on the extent to which agency level outcomes have been achieved, or contributed to, through the delivery of services. Key efficiency indicators relate services to the level of resource inputs required to deliver them and show the average cost per output to deliver the service. Service costs are calculated based on the Department's internal cost allocation model to reflect the total cost of the service.

The following performance indicators should be read in conjunction with the accompanying notes to the key performance indicators. Explanations are provided where the 2025/26 Actual results varied significantly from the 2025/26 Target and 2024/25 Actual results (±10% or more).

Outcome 1: An efficient, accessible court and tribunal system

The Department aims to provide a court system that is responsive to community needs for access to justice. This supports the Government's strategic goal of safe, strong and fair communities: supporting our local and regional communities to thrive.

To be accessible, the court system must be available to resolve disputes in a timely manner. Accessibility is diminished if there are lengthy delays in bringing matters to trial or finalising matters brought before the courts. The time taken to achieve an outcome in the courts is considered a primary indicator of the accessibility of the court system and therefore the extent to which the agency level outcome is achieved. The timely resolution of matters brought before the courts is also a measure of the efficiency of the courts system.

Effectiveness indicators are measured separately for key jurisdictions and the Fines Enforcement Registry. The jurisdictions measured are considered key indicators because, combined, they represent the majority of the workload and/or expenditure for the courts.

The key effectiveness indicators comprise measures of time to trial, time to finalise matters and time to finalise non-trial matters. The measure used is dependent on the type of matter and the jurisdiction. In criminal jurisdictions, the majority of matters may go to trial, therefore time to trial is an appropriate measure, whereas in civil jurisdictions most matters may be finalised without going to trial and time to finalise non-trial matters is used.

Key Effectiveness Indicators

Supreme Court – Criminal – Time to trial

What does this indicator measure?

This indicator measures the median time taken from a specified initial date (i.e. committal date, which is the date the matter is sent to the Supreme Court from a lower court) to the first listed trial date. The proportion of matters requiring a trial, and the time required for the court and associated services to satisfy complex pre-trial issues, increases with the seriousness and complexity of the matter.

How is this indicator calculated?

This indicator is calculated by taking the median time from the specified initial date to first listed trial date, for matters with a first listed trial date during 2025/26. Information for this indicator is derived from the Integrated Courts Management System (ICMS).

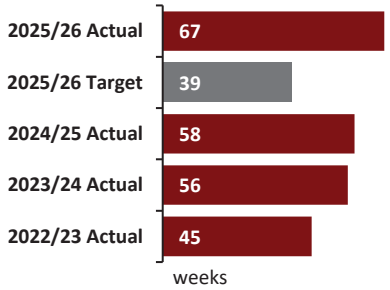

How does the indicator result compare to target?

The 2025/26 actual result is 72% (28 weeks) higher than target and 16% (9 weeks) higher than the 2024/25 actual result of 58 weeks. This is due to the complexity of cases being managed, availability of suitable criminal jury courtrooms, and the availability of counsel for trials. In addition, there was a greater proportion of complex cases with the time to trial exceeding 58 weeks contributing to the higher median result.

Supreme Court – Civil – Time to finalise non-trial matters

What does this indicator measure?

This indicator measures the median time to finalise cases that are heard by a Registrar or Judge at conferences or hearings for matters that do not proceed to trial, and is an indicator of the capacity of the court to resolve matters by methods other than formal trial.

How is this indicator calculated?

This indicator is calculated by taking the median time from date of lodgment to first date of finalisation, for matters finalised during 2025/26, excluding matters finalised by trial and matters finalised administratively. Information for this indicator is derived from the Integrated Courts Management System (ICMS).

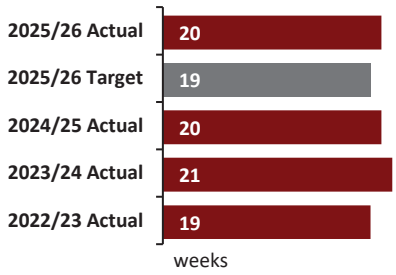

How does the indicator result compare to target?

No significant variation.

District Court – Criminal – Time to trial

What does this indicator measure?

This indicator measures the median time taken from a specified initial date (i.e. committal date, which is the date the matter is sent to the District Court from a lower court) to the first listed trial date. The proportion of matters needing a trial, and the time required for the court and associated services to satisfy complex pre-trial issues, increases with the seriousness and complexity of the matter.

How is this indicator calculated?

This indicator is calculated by taking the median time from the specified initial date to the first listed trial date, for matters with a first listed trial date during 2025/26. Information for this indicator is derived from the Integrated Courts Management System (ICMS).

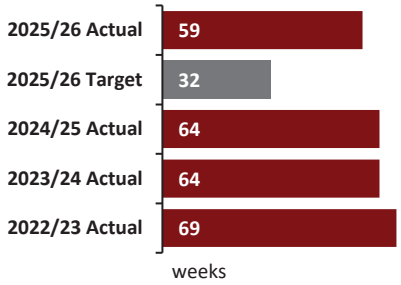

How does the indicator result compare to target?

The 2025/26 actual result is 84% (27 weeks) higher than target due to the length of trial listings, trial complexity requiring a greater number of pre-trial hearings, availability of suitable criminal jury courtrooms and the limited availability of counsel for trials. Further, delays in filing the indictment and obtaining expert reports have contributed to the higher than target result.

State Administrative Tribunal – Time to finalise

What does this indicator measure?

This indicator measures the median time to finalise a matter from the date of lodgment to when the matter is first finalised.

How is this indicator calculated?

This indicator is calculated by taking the median time to finalise a matter from date of lodgment to first date of finalisation, for matters finalised during 2025/26 (excludes *Guardianship and Administration Act 1990* matters and matters finalised administratively). Information for this indicator is derived from the Integrated Courts Management System (ICMS).

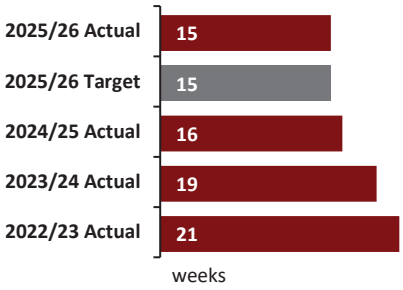

How does the indicator result compare to target?

No variation.

Family Court of Western Australia – Time to finalise non-trial matters

What does this indicator measure?

This indicator measures the median time to finalise final order applications by court order for matters that do not proceed to trial. This is an indicator of the capacity of the court to resolve matters by methods other than formal trial.

How is this indicator calculated?

This indicator is calculated by taking the median time to finalise a matter from the date of lodgment to the first date of finalisation, for matters finalised during 2025/26, excluding matters finalised by trial and matters finalised administratively. Information for this indicator is derived from the Integrated Courts Management System (ICMS).

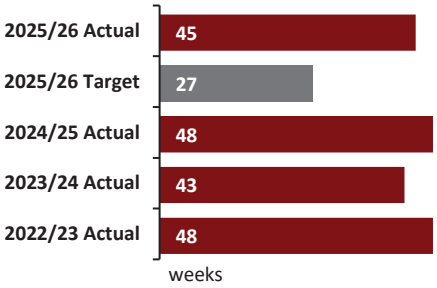

How does the indicator result compare to target?

The 2025/26 actual result is 67% (18 weeks) higher than target due to the continued growth in the complexity and volume of parenting and parenting & financial final order applications lodged and an increase in the volume of orders sought on finalised applications.

Magistrates Court – Criminal and Civil – Time to trial

What does this indicator measure?

This indicator measures the median time taken from a specified initial date (i.e. first lodgment for civil matters, first actual hearing date for criminal matters) to the first listed trial date. The proportion of matters needing a trial, and the time required for the court and associated services to satisfy complex pre-trial issues, increases with the seriousness and complexity of the matter.

How is this indicator calculated?

This indicator is calculated by taking the median time from a specified initial date to the first listed trial date, for matters with a first listed trial date during 2025/26. Information for this indicator is derived from the Integrated Courts Management System (ICMS).

How does the indicator result compare to target?

The 2025/26 actual result is 42% (8 weeks) above target due to a continued increase in the demand for criminal trials and an increase in the proportion of criminal trials listed for offences of a higher seriousness.

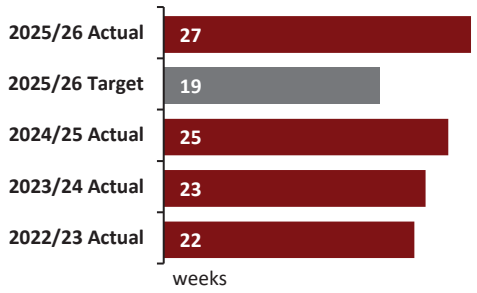

Coroner's Court – Time to trial

What does this indicator measure?

This indicator measures the median time taken from the date of notification of death (lodgment) to the first inquest hearing. The proportion of matters needing a trial, and the time required for the court and associated services to satisfy complex pre-trial issues, increases with the seriousness and complexity of the matter.

How is this indicator calculated?

This indicator is calculated by taking the median time from the date of lodgment of death to the first inquest hearing, for cases finalised during 2025/26. In the Coroner's Court, a trial is defined as an inquest. Information for this indicator is derived from the Integrated Courts Management System (ICMS).

How does the indicator result compare to target?

The 2025/26 actual result is 30% (39 weeks) lower than target and 16% (17 weeks) lower than the 2024/25 actual result of 106 weeks. This is attributed to a lower proportion of complex inquests and a lower volume of pending inquests.

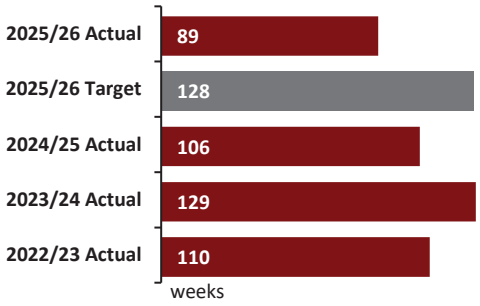

Fines Enforcement Registry - Percentage of fines satisfied within 12 months:

What do these indicators measure?

The Fines Enforcement Registry effectiveness indicators demonstrate to the community that the appropriate systems, procedures and resources are in place to enforce fines, costs and infringement penalties in a timely manner. It also demonstrates to the community that a court fine is a viable sentencing option.

- **Fines and Costs**

How is this indicator calculated?

This indicator measures the number of court fines satisfied within 12 months of referral to the Fines Enforcement Registry (FER). It is calculated by dividing the number of fines satisfied within 12 months of referral by the total number of fines referred to FER in the reporting period, with the result expressed as a percentage. Indicator results are based on court fines with an enforcement date during the 2024/25 financial year to allow 12 months to satisfy fines. Information for this indicator is derived from the Integrated Courts Management System (ICMS).

How does the indicator result compare to target?

No significant variation.

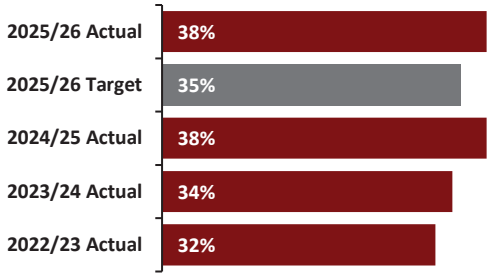

- **Infringements**

How is this indicator calculated?

This indicator measures the number of infringements satisfied within 12 months of referral to the Fines Enforcement Registry (FER). It is calculated by dividing the number of infringements satisfied within 12 months of referral by the total number of infringements referred to FER in the reporting period, with the result expressed as a percentage. Indicator results are based on infringements with an enforcement date during the 2024/25 financial year to allow 12 months to satisfy fines. Information for this indicator is derived from the Integrated Courts Management System (ICMS).

How does the indicator result compare to target?

The 2025/26 actual result is 12% lower than target, primarily attributable to a significant reduction in Western Australia Police Force lodgments following the transition of services to the Department of Transport and Major Infrastructure. The decline in lodgments has led to a large decrease in Western Australia Police Force finalisations which comprise a substantial proportion of matters finalised within 12 months. Additionally, the increasing average debt value per outstanding case further impacts the result as it reduces clients' financial ability to finalise infringements within 12 months.

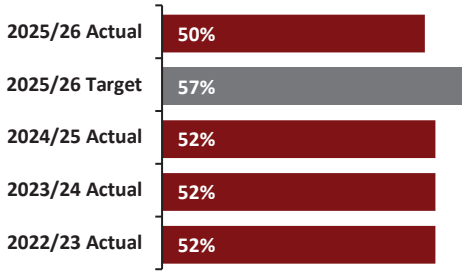

Service 1: Court and Tribunal Services

This service is delivered by Court and Tribunal Services.

Two distinct groups administer courts in Western Australia: the independent judicial officers, who preside over the various courts, and the Department of Justice that provides court facilities, administrative support and judicial support staff to enable the determination of cases brought before a court or tribunal. Part of this function also involves the delivery of court counselling services and a range of civil and criminal enforcement services.

Key Efficiency Indicators

What do these indicators measure?

The following indicators measure the average cost per case for all matters finalised within each jurisdiction (including matters finalised without trial and those finalised administratively), and the cost per enforcement action to finalise outstanding fines and infringements.

How are these cost per case indicators calculated?

The average cost per case indicators are calculated by dividing the total cost of processing cases by the total number of finalisations during 2025/26. Total costs used to calculate the efficiency measure are extracted from the Department's jurisdiction based cost management system, Planning and Budgeting Cloud Services (PBCS). The number of finalisations is obtained from the Integrated Courts Management System (ICMS).

Supreme Court – Criminal – Cost per case

How does the indicator result compare to target?

The 2025/26 actual result is 19% lower than target primarily due to a higher than anticipated number of finalisations. Due to low criminal case numbers, any fluctuation in matters finalised will result in a significant variance.



Supreme Court – Civil – Cost per case

How does the indicator result compare to target?

No significant variation.

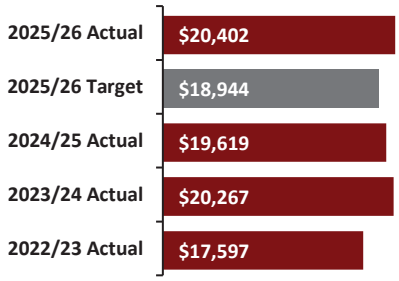

Court of Appeal – Cost per case

How does the indicator result compare to target?

The 2025/26 actual result is 15% lower than target primarily due to a higher than anticipated number of finalisations. The 2025/26 actual result is 16% higher than the 2024/25 actual result of $29,410 due to an increase in operating and salary costs.

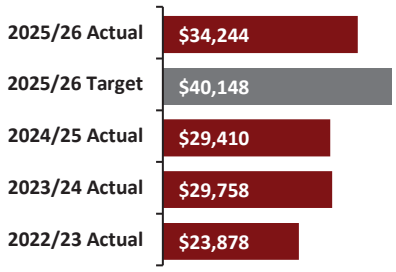

Service 1: Court and Tribunal Services

This service is delivered by Court and Tribunal Services.

Two distinct groups administer courts in Western Australia: the independent judicial officers, who preside over the various courts, and the Department of Justice that provides court facilities, administrative support and judicial support staff to enable the determination of cases brought before a court or tribunal. Part of this function also involves the delivery of court counselling services and a range of civil and criminal enforcement services.

Key Efficiency Indicators

What do these indicators measure?

The following indicators measure the average cost per case for all matters finalised within each jurisdiction (including matters finalised without trial and those finalised administratively), and the cost per enforcement action to finalise outstanding fines and infringements.

How are these cost per case indicators calculated?

The average cost per case indicators are calculated by dividing the total cost of processing cases by the total number of finalisations during 2025/26. Total costs used to calculate the efficiency measure are extracted from the Department's jurisdiction based cost management system, Planning and Budgeting Cloud Services (PBCS). The number of finalisations is obtained from the Integrated Courts Management System (ICMS).

Supreme Court – Criminal – Cost per case

How does the indicator result compare to target?

The 2025/26 actual result is 19% lower than target primarily due to a higher than anticipated number of finalisations. Due to low criminal case numbers, any fluctuation in matters finalised will result in a significant variance.



Supreme Court – Civil – Cost per case

How does the indicator result compare to target?

No significant variation.

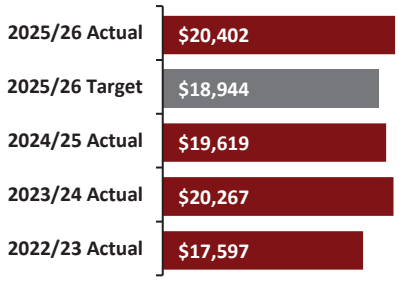

Court of Appeal – Cost per case

How does the indicator result compare to target?

The 2025/26 actual result is 15% lower than target primarily due to a higher than anticipated number of finalisations. The 2025/26 actual result is 16% higher than the 2024/25 actual result of $29,410 due to an increase in operating and salary costs.

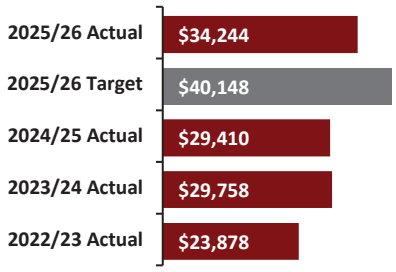

District Court – Criminal – Cost per case

How does the indicator result compare to target?

No significant variation.

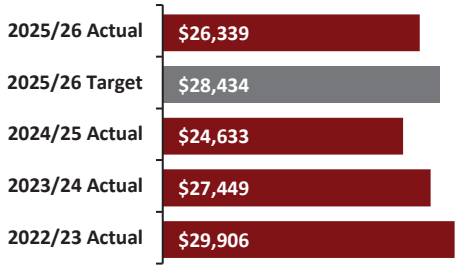

District Court – Civil – Cost per case

How does the indicator result compare to target?

No significant variation.

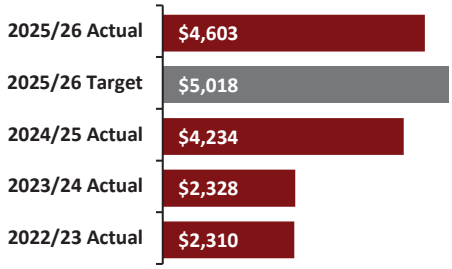

State Administrative Tribunal – Cost per case

How does the indicator result compare to target?

No significant variation.

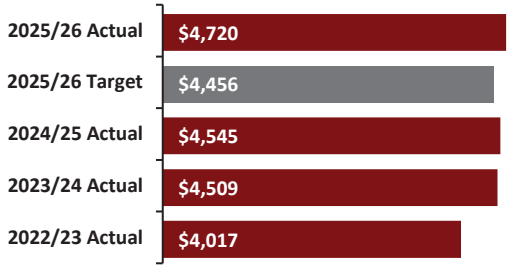

Family Court – Cost per case

How does the indicator result compare to target?

No significant variation.

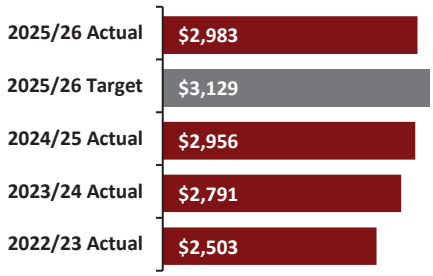

Magistrates Court – Criminal – Cost per case

How does the indicator result compare to target?

The 2025/26 actual result is 12% lower than target due to a higher than anticipated number of finalisations resulting from increases in drug, health and safety, and weapons and explosives offences.

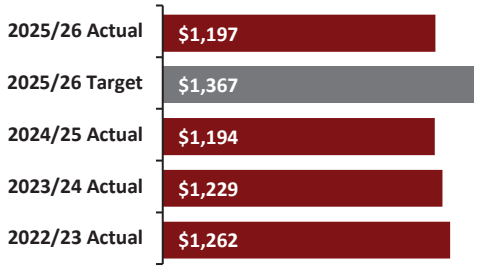

Magistrates Court – Civil – Cost per case

How does the indicator result compare to target?

No significant variation.

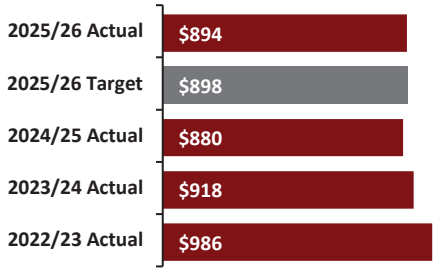

Coroner's Court – Cost per case

How does the indicator result compare to target?

No significant variation.

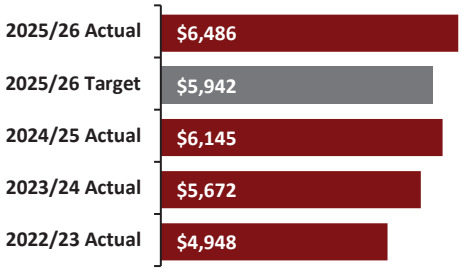

Children's Court – Criminal – Cost per case

How does the indicator result compare to target?

No significant variation.

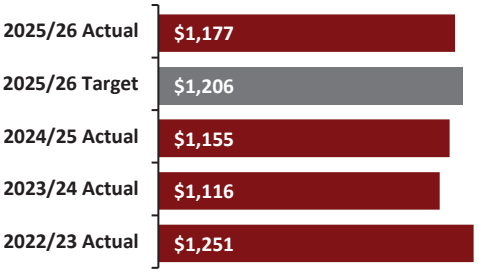

Children's Court – Civil – Cost per case

How does the indicator result compare to target?

The 2025/26 actual result is 29% higher than target and 28% higher than the 2024/25 actual result of $1,641. This increase is primarily due to increased expenditure on transcription and interpreter services, together with additional resources allocated to therapeutic court programs. The variance was further impacted by a slightly lower than anticipated number of finalisations.

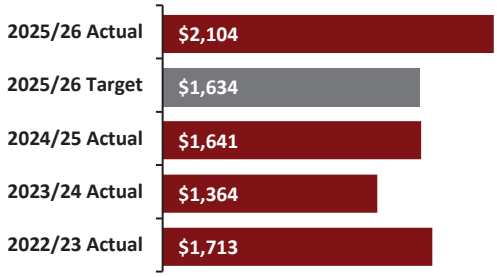

Fines Enforcement Registry – Cost per enforcement

How is the cost per enforcement indicator calculated?

The indicator is calculated by dividing the total cost of processing fines and infringements by the total number of lodgments, where a lodgment represents an individual enforcement registered with the Fines Enforcement Registry for enforcement during 2025/26.

How does the indicator result compare to target?

The 2025/26 actual result is 18% lower than target primarily due to a reduction in fine contractor services costs. The 2025/26 actual result is 34% lower than the 2024/25 actual result of $35 due to an increase in lodgments from the Department of Transport and Major Infrastructure. This included the clearance of lodgment backlogs carried forward from 2024/25, together with increased volumes arising from the Government's Road Safety Reforms.

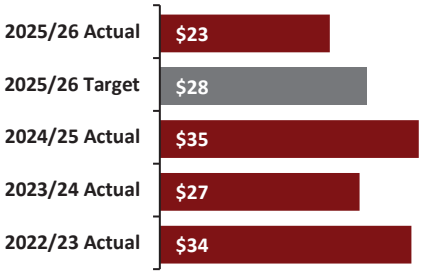

Outcome 2: Trustee, Guardianship and Administration services are accessible to all Western Australians

The Department, through the operations of the Office of the Public Advocate, safeguards the rights of adults with decision-making disabilities, and reduces the incidence of risk, neglect and exploitation, while the Public Trustee ensures equitable access to trustee services for all Western Australians. This supports the Government's strategic goal of safe, strong and fair communities: supporting our local and regional communities to thrive.

The following indicators show the extent to which the Department has achieved this outcome. The indicators measure the accessibility of trustee, guardianship and administration services to all Western Australians.

Key Effectiveness Indicators

Percentage of guardians of last resort allocated in one day

What does this indicator measure?

This indicator measures the timeliness of the Office of the Public Advocate (OPA) in allocating a guardian to a represented person in order to make decisions on their behalf and protect them from neglect, abuse or exploitation. The Public Advocate is appointed as guardian of last resort only when considered necessary and when there is no one else suitable, available or willing to take on the role.

How is this indicator calculated?

The indicator is based on the OPA's best practice to ensure the needs of the represented person are met immediately. It is calculated by dividing the total number of new appointments of guardians of last resort made by the State Administrative Tribunal (SAT) at the hearing and allocated by the Public Advocate's delegate within one working day of receipt of the guardianship order by the total number of new guardianship appointments made by the SAT appointing the Public Advocate during 2025/26.

Information for this indicator is extracted from the Public Advocate Case Management (PACMAN) system.

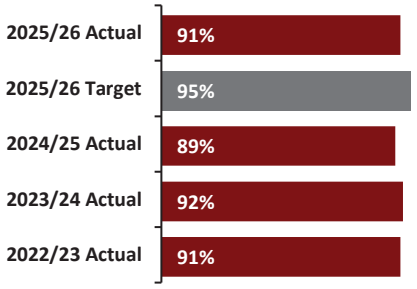

How does the indicator result compare to target?

No significant variation.

Percentage of Western Australian deceased estates administered by the Public Trustee

What does this indicator measure?

The Public Trustee offers a secure value for money alternative for administration of deceased estates in Western Australia. This ensures that trustee services are accessible to people in the state. The percentage of deceased estates administered by the Public Trustee indicates the extent of usage of this service and therefore the overall accessibility of trustee services to Western Australians.

The Public Trustee operates in a commercial environment offering services that can be provided by numerous professional service providers.

The Public Trustee administers deceased estates where it has been appointed as executor. Some estates may not require formal administration but still require work to be undertaken in order for assets to be registered in the survivor or beneficiaries' name.

How is this indicator calculated?

The indicator is calculated by dividing the total number of new deceased estate files by the total number of adult deaths registered in Western Australia during 2025/26, with the result expressed as a percentage.

The number of deceased estate files is derived from the Public Trustee's Management Accounting and Trust Environment (MATE) system, and the total number of adult deaths in WA is sourced from the Registry of Births, Deaths and Marriages Australian Registration System (WARS).

How does the indicator result compare to target?

There is no significant variation between the 2025/26 actual result and target. The 2025/26 actual result is 14% higher than the 2024/25 actual result of 3.6% due to an increase in the number of deceased estate files administered by the Public Trustee.

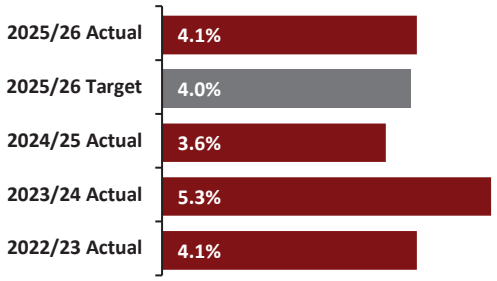

Percentage of clients who have services provided by the Public Trustee under an operating subsidy

What does this indicator measure?

In addition to providing affordable services, thereby making trustee services more accessible, the Public Trustee provides services free of charge, or at a reduced cost, to clients who cannot afford them. This further increases the accessibility of trustee services by ensuring that all Western Australians have access to trustee services.

The indicator represents the proportion of services provided free of charge or at a reduced cost under the Public Trustee's community service obligation.

How is this indicator calculated?

This indicator measures the proportion of clients provided with services by the Public Trustee under an operating subsidy during 2025/26. The fees raised are rebated back to the clients who meet the minimum requirements under the operating subsidy. The indicator is calculated by dividing the number of operating subsidy clients by the total number of trust clients administered, with the result expressed as a percentage.

Information for this indicator is derived from reports generated from the Public Trustee's Management Accounting & Trust Environment (MATE) system.

How does the indicator result compare to target?

No significant variation.

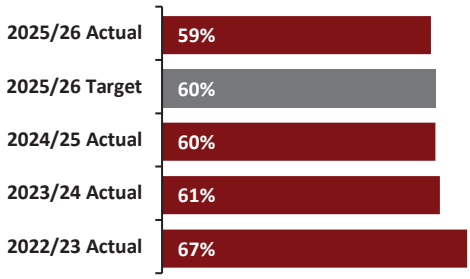

Service 2: Advocacy, Guardianship and Administration Services

This service is delivered by the Office of the Public Advocate.

Advocacy, guardianship and administration services protect and promote the financial interests and welfare of people with decision-making disabilities by providing:

- access to investigation and advocacy services;
- appropriate appointment of guardians and administrators and appropriate interventions in relation to Enduring Powers of Attorney and Enduring Powers of Guardianship;
- guardianship and administration community education services; and
- guardianship and administration services provided by the Office of the Public Advocate.

The following efficiency indicator measures the average cost of delivering the service.

Key Efficiency Indicator

Average cost of providing advocacy and guardianship services

What does this indicator measure?

This indicator measures the average cost per case of providing advocacy and guardianship services on behalf of people with decision-making disabilities.

How is this indicator calculated?

This indicator is calculated by dividing the total cost of providing advocacy, guardianship and administration services by the total number of advocacy, guardianship and administration services provided during 2025/26. The information for this indicator is extracted from Department's activity based cost management system, Planning and Budgeting Cloud Services (PBCS), and the Public Advocate Case Management (PACMAN) system.



How does the indicator result compare to target?

The 2025/26 actual result is 16% higher than target due to a lower total number of cases managed, compared to the budgeted number for the year. This was despite an 8% increase in the total number of advocacy, guardianship and administration services provided by the Office of the Public Advocate during 2025/26 compared to 2024-25.

Service 3: Trustee Services

This service is delivered by the Public Trustee.

The Public Trustee is a statutory authority within the provisions of the *Financial Management Act 2006.* It provides a funds management and investment service and acts as trustee or financial administrator pursuant to the orders of courts or tribunals. It also administers the estates of people who die with or without a will, in accordance with the terms of the will or the relevant law and under the authority of the Supreme Court. The Public Trustee offers high quality, personalised trustee services to meet the needs of all sectors of the Western Australian community.

The following efficiency indicators measure the average cost of delivering the service.

Key Efficiency Indicators

Average cost per deceased estate administered

What does this indicator measure?

This indicator measures the average cost per deceased estate administered. Note that deceased estate administration includes the delivery of all estate management services carried out by the Public Trustee.

How is this indicator calculated?

This indicator is calculated by dividing the total cost of estate administration services by the total number of estate management files administered during 2025/26. The total number of estates administered is sourced from the Public Trustee's Management Accounting & Trust Environment (MATE) system and the total cost of administration services is extracted from the Department's activity based cost management system, Planning and Budgeting Cloud Services (PBCS).

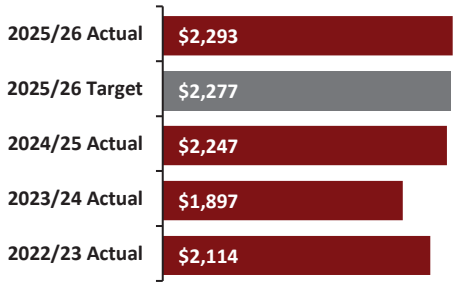

How does the indicator result compare to target?

No significant variation.

Average cost per trust managed

What does this indicator measure?

This indicator measures the average cost of managing a trust.

How is this indicator calculated?

This indicator is calculated by dividing the total cost to manage trusts by the total number of trusts under management during 2025/26. The number of trusts under management is sourced from the Public Trustee's Management Accounting & Trust Environment (MATE) system and the total cost of providing trust management services is extracted from the Department's activity based cost management system, PBCS.

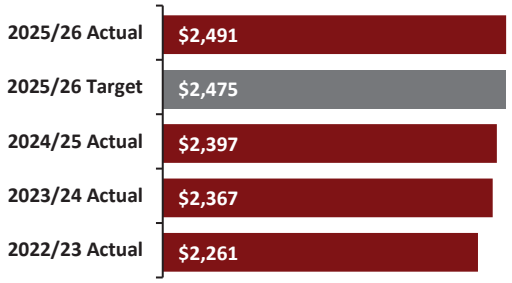

How does the indicator result compare to target?

No significant variation.

Average cost per will prepared

What does this indicator measure?

This indicator measures the average cost per will prepared.

How is this indicator calculated?

This indicator is calculated by dividing the total cost of preparing wills by the total number of wills prepared during 2025/26. The total number of wills prepared is sourced from the Public Trustee's Management Accounting & Trust Environment (MATE) system and the total cost of preparing wills is extracted from the Department's activity based cost management system, PBCS.

How does the indicator result compare to target?

The 2025/26 actual result is 42% higher than target and 17% higher than the 2024/25 actual result of $972, primarily due to a lower number of wills prepared by the Public Trustee during 2025/26. Staff turnover, leave and training of new legal resources, combined with reallocation of resources to meet increased workload in trust management, has contributed to this reduction. From September 2025, the Public Trustee reduced its wills services to only prepare simple wills.

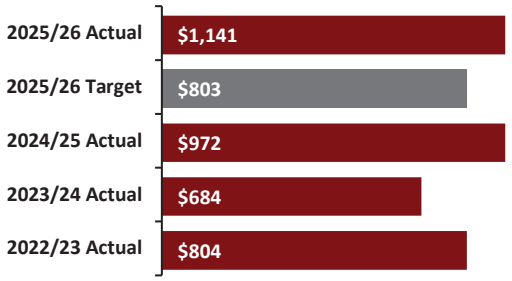

Outcome 3: Western Australian birth, death, marriage and change of name certificates are accurate and accessible

The Department seeks to ensure eligible people are able to obtain accurate documentary proof of key life events and approved organisations can obtain accurate information for research, statistical and planning purposes in a timely manner. This supports the Government's strategic goal of safe, strong and fair communities: supporting our local and regional communities to thrive.

The following effectiveness indicators show the extent to which the Department, through the activities of the Registry of Births, Deaths and Marriages, has achieved this outcome. The indicators measure the accuracy and accessibility of certificates of birth, death, marriage, change of name and changes of sex or gender to all Western Australians.

Key Effectiveness Indicators

Percentage of certified certificates issued within two days

What does this indicator measure?

The growing need for people to access certificates for identification in a timely manner means that time taken to obtain a certificate of birth, death, marriage or change of name, or an acknowledgement document of change of sex or gender, is a major determinant of accessibility. This indicator measures the extent to which requests for certified certificates are satisfied in a timely manner. This directly measures the extent to which the agency level outcome has been achieved.

How is this indicator calculated?

This indicator is calculated by dividing the total number of certified birth, death, marriage and change of name certificates and change of sex or gender acknowledgment documents issued within two working days by the total number of certified certificates and acknowledgement documents issued in the 2025/26 period, with the result expressed as a percentage.

Information for this indicator is sourced from the Western Australian Registration System (WARS). WARS keeps track of the date customers request certificates and the date the certificates are issued. For the purposes of this indicator, 'issued' means printed and 'certified certificate' refers to a service request item (SRI). An SRI is a request to print and issue a certified certificate for a birth, death, marriage or change of name registration, or an acknowledgement document issued for the registration of change of sex or gender, however an SRI may include a request for more than one printed copy of a certified certificate or acknowledgement document. This indicator is calculated based on the number of SRIs, regardless of the number of printed copies issued.

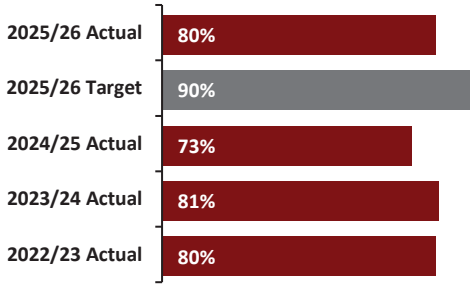

How does the indicator result compare to target?

The 2025/26 actual result is 11% lower than target, however 10% higher than the 2024/25 actual result of 73%. Efforts to reduce a historical backlog of work led to improvements in service delivery performance during the year, however the ongoing impact of the backlog continued to contribute to the 2025/26 actual result remaining below target.

Extent to which registration source information is recorded error-free

What does this indicator measure?

This indicator measures the percentage of new registrations accurately recorded by the Registry, excluding incorrect source information provided by customers.

This indicator is a Key Performance Indicator because the Registry is the creator and custodian of vital records and the public must have confidence that records are accurate and reliable.

How is this indicator calculated?

The indicator is calculated by dividing the total number of birth, death, marriage, change of name, adoption, surrogate birth and change of sex or gender registrations accurately recorded by the total number of birth, death, marriage, change of name, adoption, surrogate birth and change of sex or gender registrations recorded during 2025/26, with the result expressed as a percentage. Information for this indicator is sourced from the Western Australian Registration System (WARS).

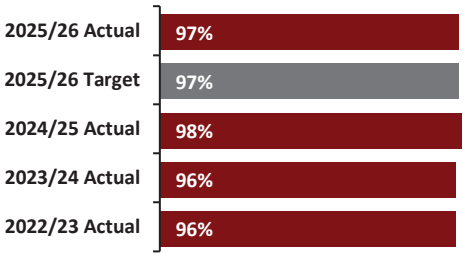

How does the indicator result compare to target?

No variation.

Service 4: Births, Deaths and Marriages

This service is delivered by the Registry of Births, Deaths and Marriages.

The purpose of the Registry is to create and preserve records of Western Australian births, deaths, marriages, changes of name and changes of sex or gender, in accordance with the *Births, Deaths and Marriages Registration Act 1998*, to enable the public to obtain documentary proof of key life events for legal, personal and historical purposes and also to enable approved organisations to obtain information for research, statistical and planning purposes.

The following efficiency indicator measures the average cost of delivering the service.

Key Efficiency Indicator

Average cost of registration services

What does this indicator measure?

This indicator measures the average cost of creating, amending and issuing information and storing records perpetually.

How is this indicator calculated?

The Registry has maintained a database of birth, death, marriage and change of name records since it was established in 1841. These are either in paper registers, on microfilm or computer.

This indicator is calculated by dividing the total cost of registration services by the total number of registration services provided, including new registration services during 2025/26, added to records held in storage. The total cost of registration services is extracted from the Department's activity based cost management system, PBCS. The data for registration services is sourced from the Western Australian Registration System (WARS).

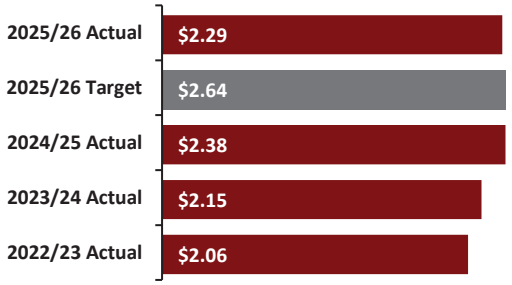

How does the indicator result compare to target?

The 2025/26 actual result is 13% below target due to lower than anticipated operating costs, primarily attributed to reduced accommodation expenditure. The accommodation lease was renewed during the reporting period, and the renewal was secured at a lower cost than originally anticipated. This resulted in accommodation expenditure being lower than budgeted and contributed to the reported variance.

Outcome 4: Government receives quality and timely legislative drafting and publication services

The Department delivers services to Government to support justice outcomes and activities of other Government agencies. This supports the Government's strategic goal of safe, strong and fair communities: supporting our local and regional communities to thrive.

The following effectiveness indicator shows the extent to which the Department, through the activities of the Parliamentary Counsel's Office, has achieved this outcome. The indicator measures the timeliness of drafting legislation.

Key Effectiveness Indicator

Extent to which legislation is drafted in a timely manner to effect the Government's legislative program

What does this indicator measure?

This indicator measures whether the legislative program has been met by determining the extent to which the drafting of legislation that Cabinet has authorised to be prepared has been completed according to the priorities set by Cabinet.

How is this indicator calculated?

The indicator is calculated by dividing the total number of Cabinet authorities of various priorities, for which legislation was completed by the relevant cut-off dates in a Parliamentary year, by the total number of Cabinet authorities to which the legislative program relates, with the result expressed as a percentage. Indicator results are based on the 2025 calendar year to directly align performance to the Parliamentary year. Information is recorded in databases located within the Parliamentary Counsel's Office.

This calculation excludes matters which were not completed on time due to circumstances beyond the control of the Parliamentary Counsel's Office, such as lack of action on the part of the instructing agency to progress a Bill; or deferral of a Bill by the instructing agency.

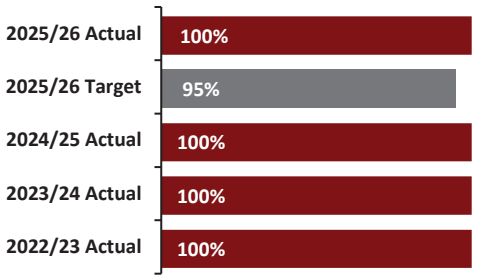

How does the indicator result compare to target?

No significant variation.

Service 5: Services to Government

This service is delivered by the Parliamentary Counsel's Office.

The Parliamentary Counsel's Office provides comprehensive legislation drafting services and access to up-to-date Western Australian legislation.

The following efficiency indicator measures the timeliness of publishing legislation to the WA legislation website.

Key Efficiency Indicator

Percentage of new and amended legislation titles published within two days

What does this indicator measure?

This indicator measures the number of new and amended legislation titles published within two working days. The Parliamentary Counsel's Office is responsible for the publication and maintenance of the WA legislation website, which enables the law of WA to be accessed freely by Government, judiciary, the legal profession and the general public in a timely manner.

How is this indicator calculated?

The indicator is calculated by dividing the total number of new and amended legislation titles published on the Western Australian legislation website within two working days by the total number of legislation titles published during 2025/26, with the result expressed as a percentage.
Legislation titles published within two days include:

- Acts as passed – published within two working days of Royal Assent;
- Subsidiary legislation as made – published within two working days of publication in the *Gazette* (relevant only where publication requirements for subsidiary legislation are not met by publication on the WA legislation website); and
- Consolidation of amendments into existing legislation – published within two working days of the amendments commencing.

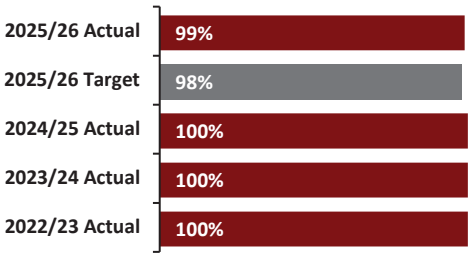

How does the indicator result compare to target?

No significant variation.

Outcome 5: People who experience unlawful discrimination, harassment and victimisation have efficient and accessible avenues of redress

The Equal Opportunity Commission (EOC) provides accessible avenues of redress for unlawful discrimination, harassment and victimisation under relevant Western Australian legislation. This supports the Government's strategic goal of safe, strong and fair communities: supporting our local and regional communities to thrive.

The following effectiveness indicator shows the extent to which this outcome has been achieved. The indicator measures timeliness for investigating allegations of unlawful discrimination.

Key Effectiveness Indicator

Percentage of complaints finalised within 12 months

What does this indicator measure?

The EOC investigates and endeavours to resolve complaints alleging unlawful discrimination, harassment and victimisation that fall within the jurisdiction of the *Equal Opportunity Act 1984* and other legislation administered by the EOC. This indicator measures the percentage of complaints finalised within twelve months of receipt by the EOC.

How is this indicator calculated?

The indicator is calculated by dividing the number of complaints finalised within twelve months by the total number of complaints finalised during 2025/26, with the result expressed as a percentage. Information for this indicator is derived from the Integrated Courts Management System (ICMS).

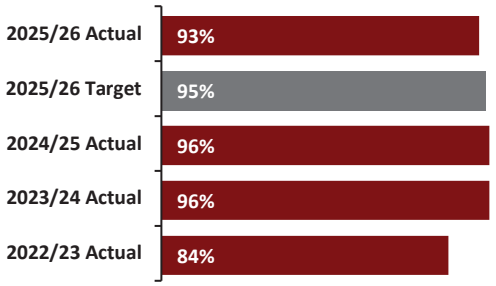

How does the indicator result compare to target?

No significant variation.

Service 6: Equal Opportunity Commission Services

This service is delivered by the Equal Opportunity Commission.

The Equal Opportunity Commission provides an avenue of redress for unlawful discrimination where there has been adverse treatment by investigating and attempting to resolve complaints that fall within the jurisdiction of the *Equal Opportunity Act 1984* and other legislation administered by the Commissioner and providing assistance to complainants referred to the State Administrative Tribunal.

The following efficiency indicator measures the average cost of delivering the service.

Key Efficiency Indicator

Average cost per complaint finalised

What does this indicator measure?

The Equal Opportunity Commission (EOC) investigates and endeavours to resolve complaints alleging unlawful discrimination, harassment and victimisation that fall within the jurisdiction of the *Equal Opportunity Act 1984* and other legislation administered by the EOC. This indicator measures the costs involved in investigating and endeavouring to resolve allegations of unlawful discrimination lodged by members of the community.

How is this indicator calculated?

The indicator is calculated by dividing the total cost of complaint management by the total number of complaints finalised during 2025/26. The total cost of complaint management is extracted from the Department's activity based cost management system, PBCS. Complaints data is derived from the Integrated Courts Management System (ICMS).

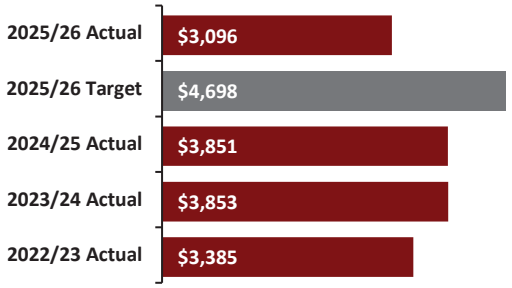

How does the indicator result compare to target?

The 2025/26 actual result is 34% lower than target and 20% lower than the 2024/25 actual result of $3,851. This is due to the combined impact of a higher number of complaints finalised during 2025/26 and an overall underspend, mainly in Employee Benefits Expenses due to vacant positions resulting from staff movements.

Outcome 7: A safe, secure and decent Corrective Services which contributes to community safety and reduces offenders' involvement in the justice system

The Department contributes to the Government's strategic goal of safe, strong and fair communities: supporting our local and regional communities to thrive through the administration of adult and youth correctional services in a safe, secure and decent manner across custody and in the community.

The following effectiveness indicators measure the extent to which this outcome is achieved, including the safe management of people in custody and under supervision, the completion of court-ordered sanctions, and trends in reoffending and imprisonment.

Key Effectiveness Indicators

ADULT

Number of escapes – Adult (by security rating)

What does this indicator measure?

This indicator measures the number of escapes by prisoners in the custody of the Department by the prisoner's personal security rating.

How is this indicator calculated?

The number of escapes includes a count of all escapes that have occurred from both private and publicly operated facilities and during the escorted movement of prisoners between facilities and to other locations such as hospital or court during 2025/26.

An escape occurs when a prisoner breaches physical security; flees from an authorised escort; or flees from or leaves any facility, hospital or location whereby they are lawfully meant to be.

A breakdown of the number of escapes by security rating for each year is provided in the accompanying table.

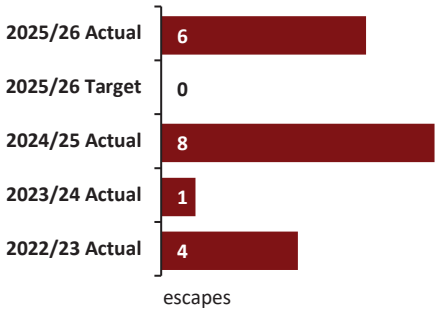

How does the indicator result compare to target?

The 2025/26 actual result is higher than target by six escapes. This result is based on four minimum security escapes from Wyndham Work Camp, one in August 2025 and three in February 2026, one medium security escape from an external medical escort from Melaleuca Women's Prison in July 2025, and one maximum security escape from court prior to reception in August 2025. All prisoners were returned to custody. Each escape is investigated by the Department in accordance with established procedures to identify contributing factors and inform continuous improvement.

	2022/23 Actual	2023/24 Actual	2024/25 Actual	2025/26 Target	2025/26 Actual
Maximum	0	0	2	0	1
Medium	0	0	1	0	1
Minimum	4	1	5	0	4
Total	**4**	**1**	**8**	**0**	**6**

Rate of return – offender programs – Adult

What does this indicator measure?

This indicator measures the rate at which sentenced adult prisoners return to corrective services within two years of their release from custody, where the person had completed at least one offender program prior to release. This is an indicator of how effectively the Department is providing program interventions to reduce the rate of reoffending and imprisonment.

How is this indicator calculated?

This indicator is calculated by dividing the number of offenders who return to either community corrections or custody under sentence within two years of their release from custody, by the number of sentenced offenders released from custody, where the offenders completed at least one offender treatment program prior to release. The result is expressed as a percentage. Indicator results are based on exits during 2023/24 to allow two years from date of release.

The rate includes offenders who returned to custody due to cancellation of an early release order (parole) by the court for either reoffending or non-compliance with the terms and conditions of release. The rate excludes offenders exited to jurisdictions outside of Western Australia or to a mental health placement, offenders who were in custody on sentences that relate only to default of a court imposed fine and offenders who return to custody due to the suspension of an early release order (parole). This indicator refers to clinical intervention programs only and does not include programs relating to education and vocational training or life skills.

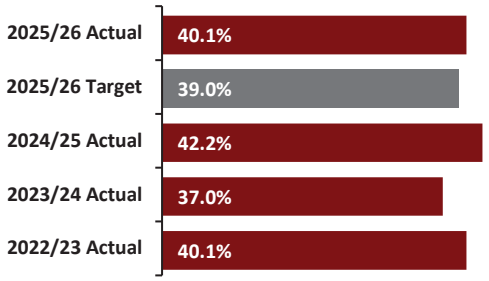

How does the indicator result compare to target?

No significant variation.

Average out of cell hours – Adult

What does this indicator measure?

This indicator provides the average number of hours in a 24-hour period that prisoners are not confined to their cells or units.

Providing a secure, safe and decent custodial environment includes managing prisoners in a way that minimises the risks they pose to the community while enabling them to achieve an acceptable quality of life. Time spent out of cells provides a greater opportunity for prisoners to participate in activities such as work, education, well-being, recreation, treatment programs, visits, and interacting with other prisoners and staff.

How is this indicator calculated?

This indicator is measured in accordance with national standards and is calculated by dividing the total out of cell hours for 2025/26 by the number of days in the year and the average daily population. The average out of cell hours result is based on the default out of cell hours for all prisons, which excludes nightly prisoner lockdowns, as well as reported lockdowns during normal hours. The number of out of cell hours each day will vary due to lockdowns during normal hours for reasons such as staff meetings, staff training and security requirements.

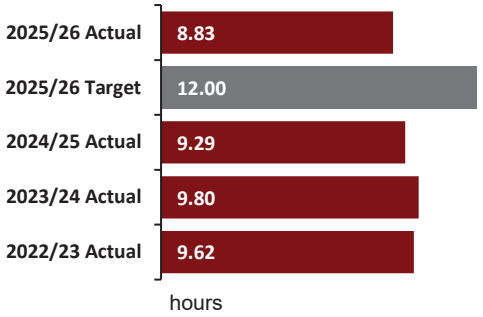

How does the indicator result compare to target?

The 2025/26 actual result is lower than target by 26%. Population pressures and workforce constraints have limited the time people can spend outside their cells in some adult prison facilities. Lockdowns address issues related to prisoner and prison staff safety, prisoner health and mental wellbeing supervision, risk reduction strategies, management of vulnerable prisoners and the Departments requirement to ensure prison officer occupational health and safety obligations at adult facilities are met.

Rate of serious assault per 100 prisoners – Adult

What does this indicator measure?

This indicator measures the rate of serious assaults per 100 prisoners and is an indicator of the Department's objective of providing a safe, secure and decent custodial environment. This includes providing a prison environment in which there is a low level of violence, whether perpetrated by prisoners against other prisoners or against staff.

How is this indicator calculated?

This indicator is measured in accordance with national standards and is calculated by dividing the number of victims of serious assault by prisoners against prisoners and prisoners against staff during 2025/26, by the average daily population for the year, with the result expressed as a rate per 100 prisoners.

Serious assaults are defined as acts of physical violence resulting in injuries that require treatment involving overnight hospitalisation in a medical facility or ongoing medical treatment, as well as all sexual assaults.

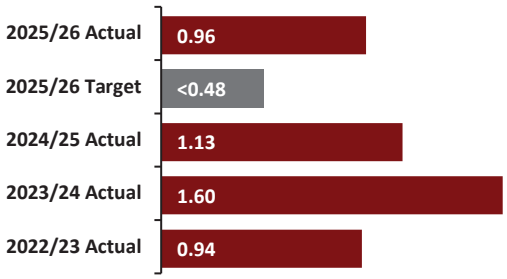

How does the indicator result compare to target?

The 2025/26 actual result is higher than target by 100% as a result of 82 serious assault incidents against prisoners and staff, comprising 23 serious assaults where the victim was a staff member and 59 serious assaults where the victim was a prisoner. This compares with a serious assault rate of 1.13 per 100 prisoners for the 2024/25 period, based on 31 serious assaults where the victim was a staff member and 60 serious assaults where the victim was a prisoner. Increased population pressures, including a higher proportion of people on remand, have contributed to ongoing safety risks within the system despite targeted mitigation strategies.

Successful completion of community corrections orders – Adult

What does this indicator measure?

This indicator measures the percentage of community corrections orders completed during the period that were not terminated for a breach of order for failure to meet the order requirements or because further offences were committed. This is an indicator of the Department's objective of ensuring court sanctions are completed.

How is this indicator calculated?

This indicator is calculated by dividing the number of community corrections orders successfully completed by the total number of orders validly terminated, completed, or expired during 2025/26, with the result expressed as a percentage. Orders are considered successfully completed if they run their full course without being terminated. Terminated orders exclude those terminated due to the death of an offender.

Footnote: An order that is breached during its term but is allowed to continue under the relevant legislation is considered successfully completed.

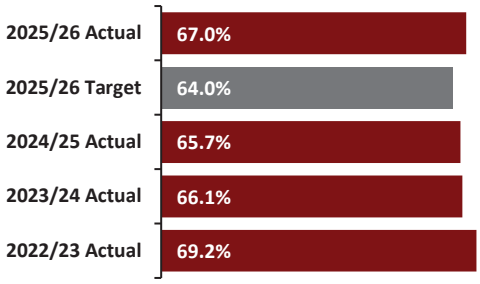

How does the indicator result compare to target?

No significant variation.

YOUTH

Number of escapes – Youth

What does this indicator measure?

This indicator measures the number of escapes by young people in the custody of the Department.

How is this indicator calculated?

The number of escapes includes a count of all escapes that have occurred from detention and during the escorted movement of young people between facilities and to other locations such as hospital or court during 2025/26.

An escape occurs when a young person in custody of the Department breaches physical security; flees from an authorised escort; or flees from or leaves any facility, hospital or location whereby they are lawfully meant to be.



How does the indicator result compare to target?

There were no escapes from youth detention during 2025/26.

Rate of return to detention – Youth

What does this indicator measure?

This indicator measures the rate at which young people return to sentenced detention within two years of their release from detention. This is an indicator of the Department's goal of reducing the rate of reoffending and detention.

How is this indicator calculated?

This indicator is calculated by dividing the number of young people who return to detention under sentence within two years of their release from detention, by the number of sentenced young people released from detention during the exit year, with the result expressed as a percentage. Indicator results are based on exits during 2023/24 to allow two years from date of release.

The rate includes young people who re-enter detention because of a new sentence and those who return to detention because their supervised release order is cancelled or suspended. A young person is counted once, even if they leave and re-enter detention multiple times within the year, or return more than once within two years of release.

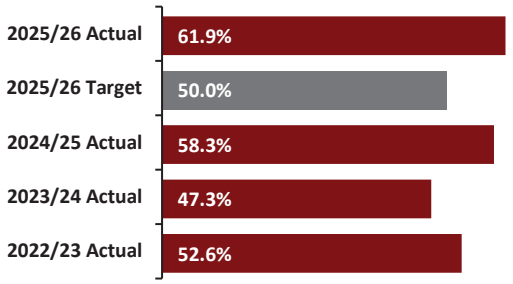

How does the indicator result compare to target?

The 2025/26 actual result is higher than target by 24% and is based on 60 returns to detention within two years of release from a period of sentenced detention, of 97 distinct exits during the July 2023 to June 2024 period (i.e. two years prior). The result is 6% higher than the 2024/25 result of 58.3% based on 56 returns (from 96 exits) to detention within two years of release. The small cohort of young people sentenced to youth detention have complex needs and life circumstances, which can increase the likelihood of returning to sentenced detention.

Successful completion of community-based orders – Youth

What does this indicator measure?

This indicator measures the percentage of youth community corrections orders during the period where all attendance, community work and/or supervision conditions of the order have been fulfilled. This is an indicator of the Department's objective to rehabilitate young people by diverting young people from offending, providing timely intervention and resolution of justice issues, ensuring that statutory requirements are met, and reducing the rates of reoffending and detention. It provides an indication of the successful completion rate of youth community-based orders, and the responsible and law-abiding behaviour of young people, while under the supervision of the Department of Justice.

How is this indicator calculated?

This indicator is calculated by dividing the number of orders completed during the period that were not terminated for a breach of order for failure to meet the order requirements, or because further offences were committed, by the total number of orders validly terminated during 2025/26, with the result expressed as a percentage. Terminated orders exclude those terminated due to the death of an offender.

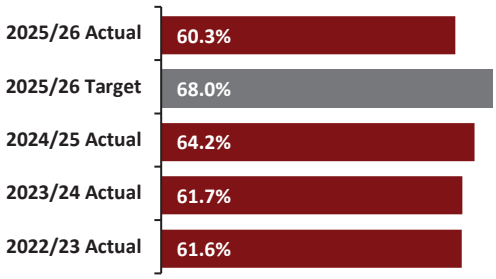

How does the indicator result compare to target?

The 2025/26 actual result is lower than target by 11%. This is mainly due to an increase in the number of breached orders for reoffending. When young people do not comply with order conditions and pose a risk to community safety, breach action may be required in line with legislative requirements. This directly impacts completion rates.

Service 8: Adult Corrective Services

This service is delivered by Corrective Services.

The Department strives towards an adult corrective services system that contributes to community confidence, provides timely offender services, ensures court sanctions are completed and contributes to reducing the rate of reoffending and imprisonment.

Services are provided to adults in prison custody and through a range of community corrections orders and programs (for example, parole, intensive supervision). Both public and privately operated facilities are included, however, the scope does not extend to youth justice which is reported under Service 9.

The following efficiency indicators measure the average cost of delivering the service.

Key Efficiency Indicators

Cost per day of keeping an offender in custody – Adult

What does this indicator measure?

This indicator measures the average cost per day of keeping an adult prisoner in custody.

How is this indicator calculated?

This indicator is calculated by dividing the total cost of managing adult prisoners in custody by the average daily number of adult prisoners during 2025/26 and the number of days in the period.

How does the indicator result compare to target?

The 2025/26 actual result is higher than target by 13%. This is primarily due to a 10% higher than budgeted total cost of service during 2025/26. Higher costs reflect increased overtime and staffing requirements to maintain operational coverage, along with unplanned maintenance and higher food and health service costs.

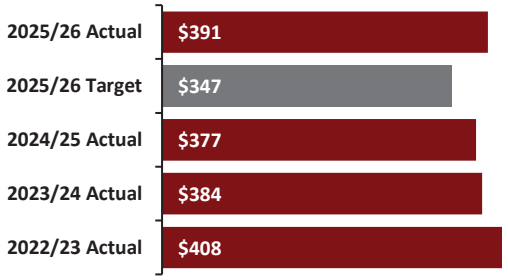

Cost per day of managing an offender through community supervision – Adult

What does this indicator measure?

This indicator measures the average cost per day of managing adult offenders through supervision of community orders.

How is this indicator calculated?

This indicator is calculated by dividing the total cost of managing adult offenders through community supervision by the average daily number of adult offenders supervised during 2025/26 and the number of days in the period.

How does the indicator result compare to target?

No significant variation.

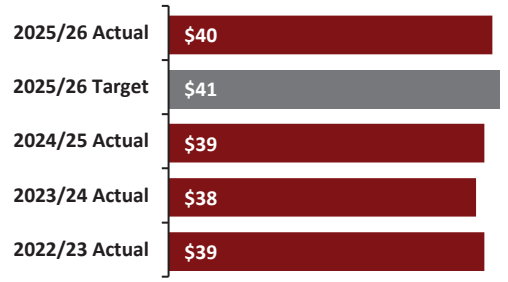

Service 9: Youth Justice Services

This service is delivered by Corrective Services. The Department is responsible for the safety and rehabilitation of young people in custody and young people engaged with community Youth Justice Services. The Department is focussed on:

- safety and rehabilitation of all young people in the youth justice system; and
- safety of our people.

The Department's core objective is to reduce reoffending among young people by supporting positive behaviours change through:

- programs and services to divert young people away from the criminal justice system;
- programs and services for young people on orders in the community to support compliance with order conditions; and
- programs and services, as part of the trauma informed model of care, for young people in custody to support their exit from custody and successful reintegration in community.

Youth Justice Services is responsible for administering justice to young people who have committed or allegedly committed an offence while considered by law to be a juvenile (aged 10-17 years).

Youth Justice Services balances the care of young people with the responsibility to ensure community safety and will always:

- prioritise the safety of the young person and the community;
- to support rehabilitation, consider what is in the best interests of the young person and their family;
- deliver services to young people that recognise vulnerability, developmental levels, gender, and cultural and religious beliefs and practices;
- be informed by evidenced based practice;
- deliver a comprehensive 'through-care' model of practice that is informed by:
    - the needs of each young person and is age, gender, culturally and linguistically appropriate;
    - a recognition and understanding that many young people in the justice system have experienced multiple traumas and that rehabilitation and care will need to address the trauma's causes and symptoms;
    - the identification of protective and risk factors;
- communicate clearly and in a timely manner with all key stakeholders;
- partner with other agencies and organisations to address complex issues contributing to youth offending in the planning and delivery of services; and
- engage with Aboriginal people to seek, promote and support culturally competent and Aboriginal-designed and led initiatives that reduce reoffending.

The following efficiency indicators measure the average cost of delivering the service.

Key Efficiency Indicators

Cost per day of keeping a young person in detention

What does this indicator measure?

This indicator measures the average cost per day of keeping a young person in detention.

How is this indicator calculated?

This indicator is calculated by dividing the total cost of managing young people in detention by the average daily number of young people in detention during 2025/26 and the number of days in the period.

How does the indicator result compare to target?

The 2025/26 actual result is higher than target by 33%. This variance is due to the combined impact of a 15% lower average daily number of young people managed in detention (79 young persons), compared to the budgeted number (93 young persons), and a 13% higher than budgeted total cost of service. Improved overall staffing numbers and, attraction and retention, operating costs for improved services through the implementation of the Model of Care, combined with a lower number of young people in detention, have increased the average cost per day of keeping a young person in detention.

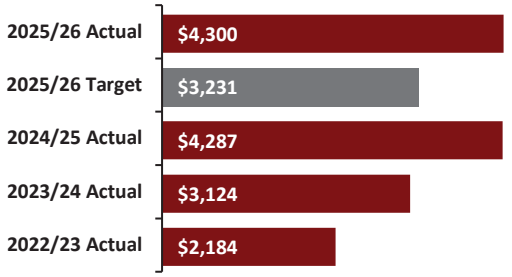

Cost per day of managing a young person through community supervision

What does this indicator measure?

This indicator measures the average cost per day of managing young person through supervision of community orders.

How is this indicator calculated?

This indicator is calculated by dividing the total cost of managing young offenders through community supervision by the average daily number of young offenders supervised during 2025/26 and the number of days in the period.

How does the indicator result compare to target?

No significant variation. The 2025/26 actual result is 13% higher than the 2024/25 actual result of $212 due to an increase in the total cost of service, related to the higher overall cost of managing young people in the community during 2025/26.

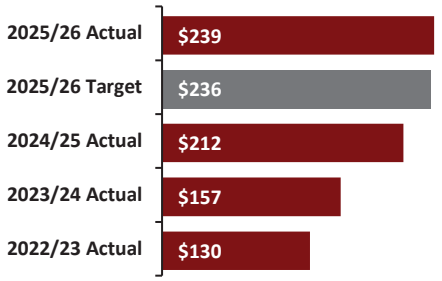

Department of Justice

Level 23, David Malcolm Justice Centre,
28 Barrack Street, Perth WA 6000

Telephone: 61 8 9264 1711

Scan the QR code to access the Customer Feedback Management System.

www.wa.gov.au/organisation/department-of-justice