





Department of Local Government,
Industry Regulation and Safety



Handy guide to **RCD** safety switches



Hi there – here's a handy tip.

To help protect yourself and your family from an electrical fault, test your RCD safety switches.

If you feel confident to do so, and your meter box is in good condition, open the meter box and press the Test button on each RCD.

Like this one here, with the **T**

The switch should instantly flip **OFF**

Then you flip it back **ON** to reset it.

Any problems? Call a licensed electrical contractor.

Check your safety switch in accordance with the manufacturer's instructions or every three months, whichever is more frequent.

So, why are RCDs so important?

Residual current devices (RCDs) are the single most effective measure to prevent electrocution, serious electrical injuries and electrical fires at homes or businesses.


The circuit breakers and fuses in your switchboard protect against overloading and short circuits but not against electrocution. An RCD is the best device able to protect you and your family from electrocution.

To make Western Australian homes and businesses safer, you must have at least two of these life-saving safety switches fitted to your premises.

Any licensed electrical contractor can supply and fit RCDs in the switchboard of your house or business.

Invest in RCDs! Remember – no RCD means no second chance.


INVEST IN
RCDs



Where is the 'Test' button on my type of RCD?

Simply look for the **T**. Your button may be of any shape and colour but will always have a **T**.

Some examples are below but if you don't see yours, email EGPGeneralAdmin@lgirs.wa.gov.au with a picture and Building and Energy will help.




3




**SIMPLY
LOOK
FOR THE
T**

4



5



6



What are the rules for fitting RCDs?



Homes for sale

If you are planning to sell your home, RCDs must be fitted to protect all circuits supplying power points and lights before the land title is transferred. If two or more RCDs protecting all power and lighting circuits are not installed, you will need to engage a licensed electrical contractor to install them to comply with the Electricity Regulations.



Renting a home

Landlords must ensure RCDs are installed in accordance with the Electricity Regulations on the switchboards of their rental premises. If RCDs are not fitted, tenants should contact the managing agent or landlord and request that RCDs be installed as required.

It is also recommended that tenants be reminded to test the RCDs every three months and inform the property manager if the RCD does not operate. This test resets the reliability of the RCD, ensuring that it is ready to protect the occupants of the house from electric shocks. Faulty RCDs must be replaced immediately.



Short-term rental accommodation premises

If you are making some or all of your premises available as short-term rental accommodation, RCDs must be installed in accordance with the Electricity Regulations at the switchboard of the premises. This must be done before guests stay in the premises.



Number of RCDs

The regulations require RCDs to be installed on the main switchboard in accordance with the Electricity Regulations. Two is a required minimum but more than two may be needed. A licensed electrical contractor will install the correct number and rating of RCDs to ensure your premises complies with the regulations.



Do I have to engage a licensed electrical contractor?

For installation of your RCDs or to address a problem identified during a test, you must engage a licensed electrical contractor.

Don't D-I-Y electrical work

Doing your own electrical work, or employing an unlicensed person to do it for you, is very dangerous. You and your family risk electrocution or fire.

Licensed electrical contractors will guarantee the quality of the work. By law they must employ licensed electricians who have been expertly trained to carry out electrical work on their behalf. It is also illegal for an unlicensed person to carry out electrical work, including modifications to fixed wiring.



Licensed electrical contractors will guarantee the quality of the work.



How do I find a licensed electrical contractor?

Check if your electrical contractor is licensed using Building and Energy's online licence search.

An electrical contractor's licence can be identified by the prefix 'EC' at the start of the licence number. An electrician's licence number will begin with 'EW'.

[Find an electrical contractor](#)

Government of Western Australia

Department of Local Government, Industry Regulation and Safety

Building and Energy

1300 489 099

8.30am – 4.30pm

Level 1 Mason Bird Building
303 Sevenoaks Street (entrance Grose Avenue)
Cannington Western Australia 6107

Online

Website: www.lgirs.wa.gov.au/building-and-energy

Email: be.info@lgirs.wa.gov.au

Mailing address

Locked Bag 100
East Perth WA 6892

Regional offices

Goldfields/Esperance	(08) 9021 9494
Great Southern	(08) 9842 8366
Kimberley	(08) 9191 8400
Mid West	(08) 9920 9800
North West	(08) 9185 0900
South West	(08) 9722 2888

National Relay Service: 13 36 77

Translating and Interpreting Service (TIS) 13 14 50

This publication is available on request in other formats.