



Quarterly environmental enforcement statistics

Environmental Protection Act 1986


Litter Act 1979

1 October 2012 to 31 December 2012

January 2013



Department of
Environment and Conservation

Our environment, our future 

Department of Environment and Conservation
168 St Georges Terrace
Perth WA 6000
Tel: +61-8-6467 5000
Fax: +61-8-6467 5562

www.dec.wa.gov.au

© Government of Western Australia 2013

January 2013

All material is the copyright of the Department of Environment and Conservation. No part of the contents of the publication may be reproduced without the consent of this agency.

Questions regarding this report should be directed to:

Arthur Jones
Senior Investigator/Analyst

Department of Environment and Conservation
Locked Bag 104
Bentley Delivery Centre
Western Australia 6983

Phone: 6467 5110

Email: arthur.jones@dec.wa.gov.au

Contents

Purpose of report	4
Quarterly statistics – since 2011	4
Key definitions.....	10

Figures

Figure 1 Complaints/incidents graphical analysis (1 October 2012 to 31 December 2012)	5
Figure 2 Complaints/incidents category by percentage	5

Tables

Table 1 Environmental complaints/incidents by DEC region	4
Table 2 Long-term complaint, incident and sanction analysis.....	5
Table 3 Environmental complaints/incidents reported by sub-category.....	7
Table 4 Enforcement Sanctions undertaken 2011–2012.....	8
Table 5 Enforcement Actions/Sanctions undertaken 2009–2012	9

Purpose of report

The purpose of this quarterly report is to provide statistics and supporting information to assist decision-makers within the Department of Environment and Conservation (DEC) to ensure the efficient allocation of resources and management of the environment. The report is prepared quarterly to update statistics and to provide trend analysis and other compliance information.

This is a summary report which has been prepared from more detailed reports. If required, more detailed information may be made available through the Environmental Enforcement Unit Senior Analyst.

Note: The categorisation of complaints and incidents is currently under review. Categories and sub-categories of matters will vary from previous reports.

Quarterly statistics – since 1 January 2011

Table 1 Environmental complaints/incidents by DEC region

REGION	4 th Quarter	1 st Quarter	2 nd Quarter	3 rd Quarter	4 th Quarter	1 st Quarter	2 nd Quarter
	Apr 2011– Jun 2011	Jul 2011– Sep 2011	Oct 2011– Dec 2011	Jan 2012– Mar 2012	Apr 2012– Jun 2012	Jul 2012– Sep 2012	Oct 2012– Dec 2012
Christmas Island	0 0	1 0	1 0	0 0	0 0	2 1	3 0
Cocos	0 0	0 0	0 0	0 0	0 0	1 0	0 3
Goldfields	15 48	8 33	16 29	14 33	9 38	12 33	11 69
Kimberley	1 6	4 9	4 7	3 13	5 20	2 14	2 10
Midwest	10 12	7 12	14 4	7 14	9 30	7 26	2 19
Perth	92 58	68 57	131 50	68 137	64 72	64 91	61 152
Pilbara	7 44	5 69	7 54	10 29	11 49	12 26	15 20
SRT	28 20	33 22	38 19	34 17	33 25	29 20	54 14
South Coast	10 22	11 16	15 12	8 25	4 32	12 22	20 30
South West	48 20	41 23	48 2	29 11	22 32	25 92	18 101
Swan	373 70	211 34	247 18	331 13	185 26	175 59	190 23
Warren	7 4	2 0	5 2	2 5	6 6	4 8	6 41
Wheatbelt	15 8	11 6	9 7	15 47	11 6	4 8	4 9
TOTAL	606 312	402 281	535 203	535 424	359 336	349 400	386 491

Table 2 Long-term complaint, incident and sanction analysis

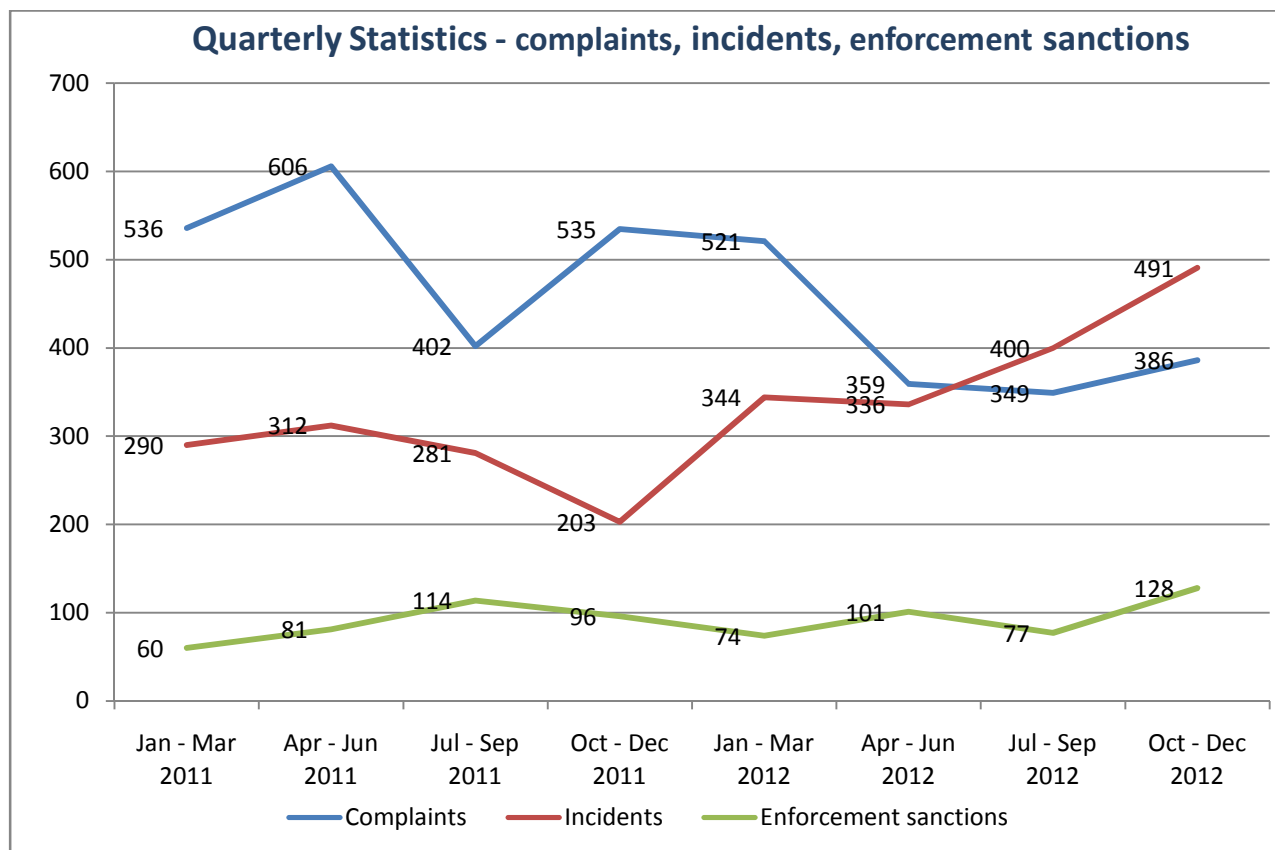
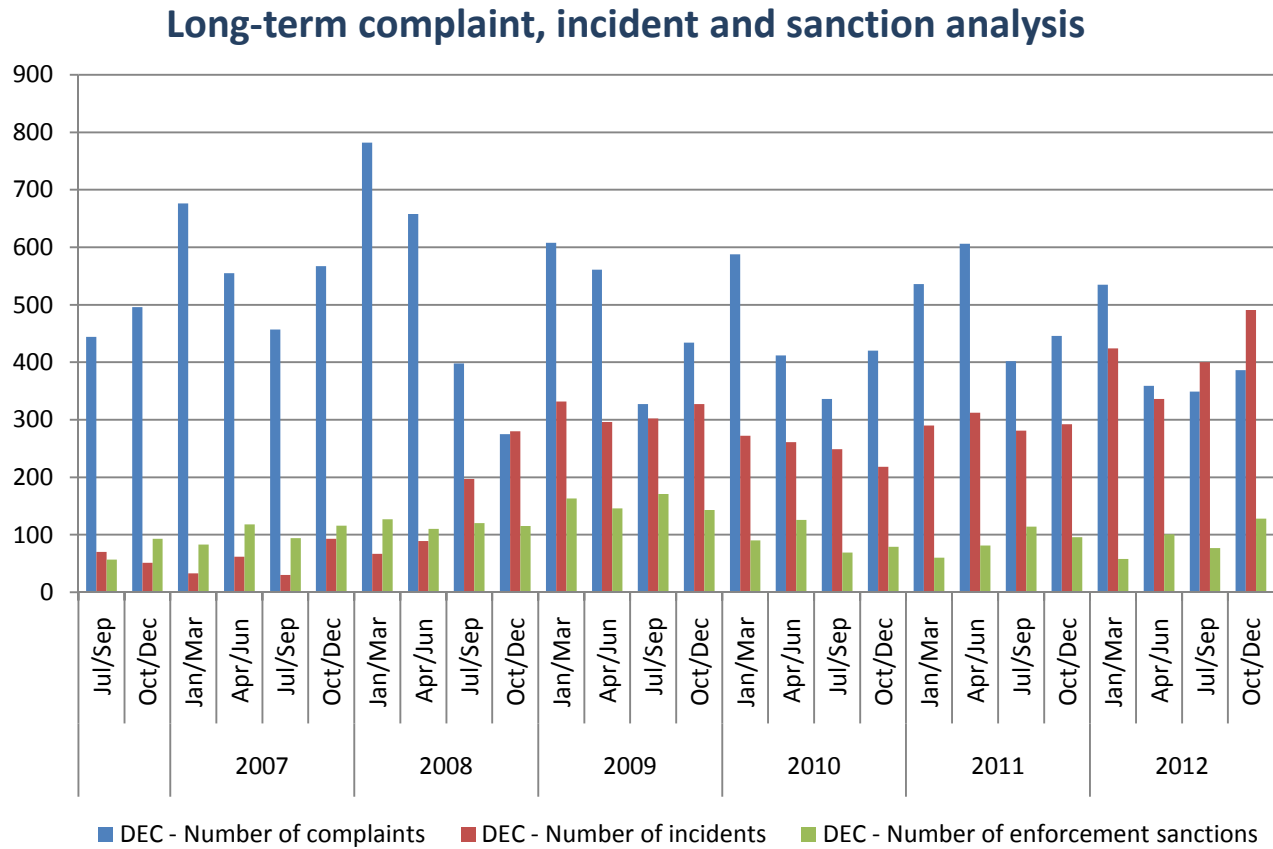


Figure 1 Complaints/incidents graphical analysis (1 July 2012 to 30 September 2012)

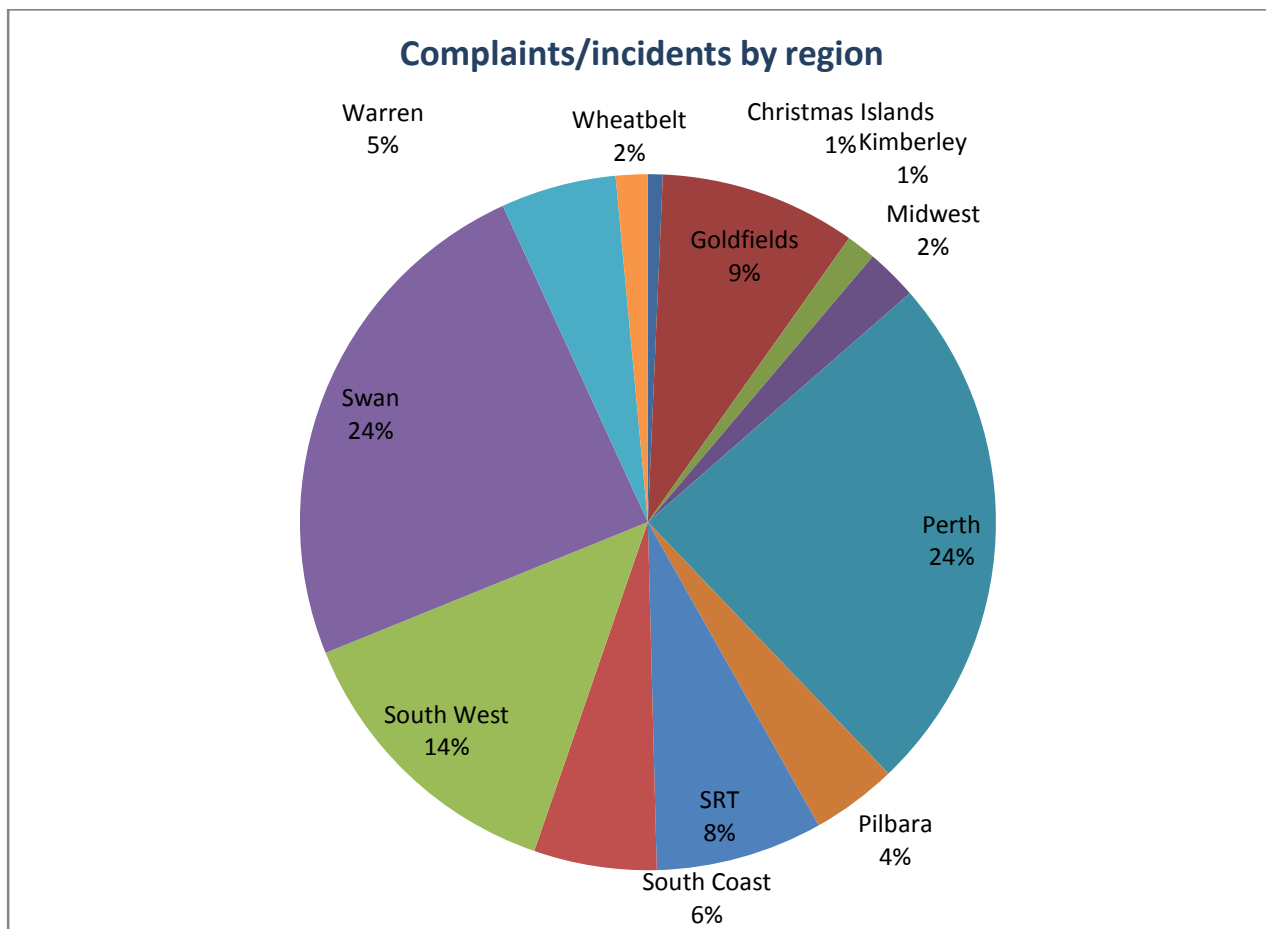


Figure 2 Complaints/incidents category by percentage

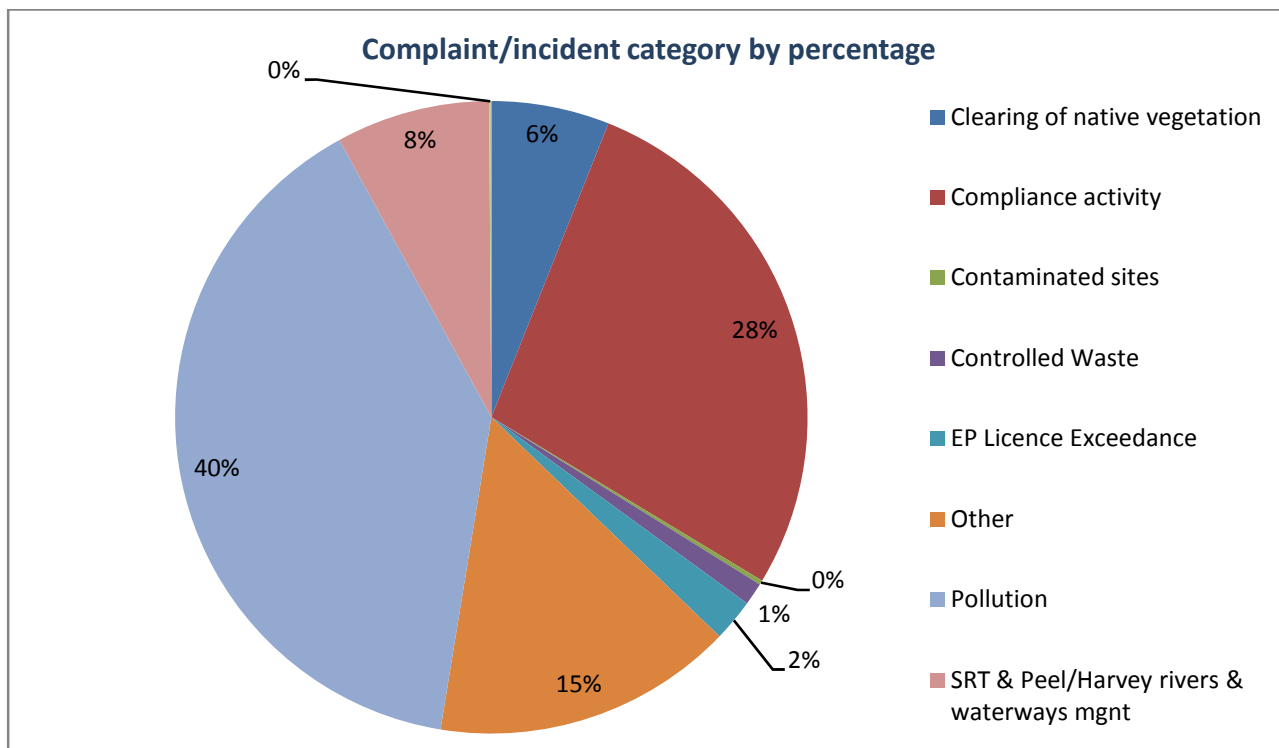


Table 3 Environmental complaints/incidents reported by sub-category

	Complaints received	Enforcement actions undertaken
Clearing of native vegetation	45	150
Burning	1	
Cutting	41	
Draining		
Grazing	2	
Poisoning	1	
Unspecified		
Compliance activity	242	385
Clearing permit	29	
Industry licence	177	
Industry registration	2	
Landfill levy		
Statutory notice		
Unspecified	34	
Contaminated sites	0	7
Controlled waste	10	23
Disposal site		
Unauthorised disposal	5	
Unauthorised transport	5	
Waste generator		
Unspecified		
Pollution	346	718
Air quality	12	
Dust	53	
Hazardous material	11	
Liquid waste	27	
Noise	20	
Odour	90	
Pesticide	2	
Smoke	16	
Solid waste	5	
Unauthorised discharge	84	
Unspecified	26	
Rivers & waterways management	69	381
Algal blooms	1	
Aquatic deaths	4	
Chemical spills		
Destruction of vegetation	6	
Foaming	1	
Foreshore damage		
General complaints	14	
Herbicide/pesticide spraying		
Industrial discharge/dewatering	3	
Offensive odour		
Oil slicks/fuel spills	7	
River discolouration	2	
Sewage discharge	3	
Unauthorised development	8	
Waste/rubbish dump	3	
Watercraft nuisance	13	
Unspecified	4	
KABC	44	257
Littering	14	
Dumping waste	29	
Bill posting	1	
Other	121	388
TOTAL	877	2309

Table 4 Enforcement Sanctions undertaken 2011–2012*

Type of action	1 Oct 2011– 31 Dec 2011	01 Jan 2012– 31 Mar 2012	01 Apr 2012– 30 Jun 2012	01 Jul 2012– 30 Sep 2012	01 Oct 2012– 31 Dec 2012
Environmental field notice (EFN)	72	36	57	41	81
Environmental protection notice (EPN)	0	0	0	2	0
Infringement notices Keep Australia Beautiful Council infringements	13 901	18 1023	5 858	21 953	11 1201
Stop work order	0	0	0	0	0
Letter of education	9	3	5	7	10
Letter of warning	9	12	13	6	15
Statutory direction/notice	2	4	0	0	2
Modified penalty	0	0	2	2	0
Prosecutions	2	5	8	3	6

*Quarterly breakdown reflects the sanctions undertaken by the end of each quarter, on matters received during the quarter.

Table 5 Enforcement actions/sanctions undertaken 2009–2012

Type of action	Number of actions undertaken by financial year			
	2009–2010	2010–2011	2011–2012	2012–2013**
EFN	286	202	245	139
EPN	3	2	2	2
Email	3019	2820	2430	1625
Further investigations	1129	912	568	367
Infringement Notices Keep Australia Beautiful Council Infringements	96 4672	65 3911	57 3603	32 2154
Letter	606	531	427	208
Letter of education	0	0	18	30
Letter of warning	112	86	41	61
Licence review/amendment	17	12	4	4
Modified penalty brief	0	1	3	2
Phone call	3652	3563	3033	1641
Prescribed action	12	6	10	2
Prosecution brief	25	10	20	2
Provide advice	129	139	86	31
Site inspection	482	553	424	254
Site visit	902	1004	796	293
Statutory direction/notice	8	32	8	0
Stop work order	6	0	0	0
Pending prosecutions				18
Current prosecutions before Court				14

** Calculated at the end of each financial year, or part thereof.

Key definitions

Complaint	A complaint is when a person informs DEC of an environmental event. This includes events such as strong odours, high amounts of smoke, noise pollution, illegal dumping and fish kill in a waterway.
Enforcement sanction	A penalty administered by DEC at the conclusion of an investigation. Enforcement sanctions can include EFNs, EPNs, infringement notices, letters of warning, prosecution briefs, modified penalty briefs, statutory direction/notices and stop work orders.
Enforcement action	An enforcement action is an activity undertaken by DEC during the investigation process. Enforcement actions include enforcement sanctions plus emails, further investigations, letters, licence reviews, phone calls, prescribed actions, provision of advice, site inspections and site visits.
Environmental field notice (EFN)	An environmental field notice is a non-statutory based written notice of an offence. An EFN instructs the recipient to take immediate remedial actions.
Incident	An incident is a single event verified by DEC (that may have been verified by visual inspection, photographic evidence etc) that has resulted in an environmental impact (such as an odour or dust exiting the facility)
Infringement notice	An infringement notice is a modified penalty for an alleged offence requiring the payment of a fine or election to have the matter heard in court.
Letter of warning	A letter of warning is a non-statutory notice to an offender that a legislative breach has occurred.
Licence review/ amendment/ revocation	DEC may amend or revoke an existing licence for the conservation, preservation, protection, enhancement and management of the environment.
Modified penalty	A modified penalty is a statutory notice that an offence has occurred and that, in the opinion of DEC, the offence has met the prescribed legislative requirements to minimise and remedy the environmental impact.
Prosecution	A DEC prosecution action commences when a complaint is made (or sworn) that an entity has committed an offence under the legislation.
Referred to other agency	This occurs when a matter is determined, after preliminary investigation, to fall under regulatory responsibility of an agency other than DEC.
Statutory direction/notice	A statutory direction/notice is a written direction requiring certain action be taken or ceased within a specified time. Examples include an environmental protection notice and a pollution prevention notice.
Threats/aggression/ assault	This category relates to incidents where a DEC employee is assaulted or subjected to threatening or aggressive behaviour.