



Quarterly performance report


Industry regulation

1 October to 31 December 2012

January 2013



Department of
Environment and Conservation

Our environment, our future 

Department of Environment and Conservation
168 St Georges Terrace
Perth WA 6000
Phone: +61-8-6467 5000
Fax: +61-8-6467 5562

www.dec.wa.gov.au

© Government of Western Australia 2013

January 2013

All material is the copyright of the Department of Environment and Conservation. No part of the contents of the publication may be reproduced without the consent of this agency.

Questions regarding this report should be directed to:

Tony Wynne
Manager
Industry Regulation Licensing Branch

Department of Environment and Conservation
Locked Bag 104
Bentley Delivery Centre
Western Australia 6983
Phone: (08) 6467 5233
Email: tony.wynne@dec.wa.gov.au

Contents

Works approvals and licence performance reporting.....	1
Major resource project.....	1
Other projects	6
Controlled waste regulation.....	10

Figures

Figure 1 Major resource project works approvals history	4
Figure 2 Major resource project licence history	4
Figure 3 Major resource projects approvals granted by DEC since quarter 1 2006.....	5
Figure 4 Average time taken to issue major resource applications	5
Figure 5 Other project works approval history	9
Figure 6 Other project licence history	9
Figure 7 Controlled waste licence quarterly approvals.....	10

Tables

Table 1 Major resource project works approvals	2
Table 2 Major resource project licences	3
Table 3 Other project works approvals	7
Table 4 Other project licences.....	8

Works approvals and licence performance reporting

Second quarter 2012–2013

The Department of Environment and Conservation (DEC) issues works approvals and licences to regulate prescribed activities, as authorised under Part V of the *Environmental Protection Act 1986*.

Major resource projects

DEC has tracked and reported its performance in issuing major resource project approvals since quarter 1 2006. For major resource project approvals, DEC has set a target to issue 100 per cent of licence and works approval applications within a 60 working day timeframe.

The quarterly figures for major resource project works approval and licence applications are summarised in tables and figures 1 and 2. DEC continues to receive a high number of applications. Thirty six new works approval applications were submitted in quarter 2 2012–2013 and 40 works approvals were issued. DEC also continues to carry over a large number of open works approval applications (31).

DEC granted 88 per cent of new works approval applications in quarter 2 2012-2013 within the target timeframe. This is up from 83 per cent in the last quarter. The average processing time for works approval applications has also improved from 52 days in the last quarter to 49 days in quarter 2 2012-2013. Of the five works approval applications that exceeded the target timeframe, one approval was issued at 127 days. The average processing time for the other four works approval applications was 66 days.

The number of new licence applications (16) received in quarter 2 2012–2013 is the highest since quarter 2 2008–2009. DEC granted 14 licence applications in quarter 2 2012-2013, the highest since 2007–2008. DEC granted 86 per cent of new licence applications in quarter 2 2012-2013 within the target timeframe. This is up from 70 per cent in the last quarter.

A summary of all major resource projects granted by DEC since quarter 1 2006 and the average time taken to grant applications is attached (see figures 3 and 4). The graphs show a number of approvals exceeded the target timeframe; however, DEC continues to approve applications on average within the 60 working day target timeframe.

DEC is well advanced in introducing further licensing reform in its Part V approvals process that should result in a streamlined and more timely approvals process and certainty of outcome. Initiatives include the Re-Engineering for Industry and Environment (REFIRE) reform program and improvements to application processes.

Table 1 Major resource project works approvals

Quarter	Applications carried over from previous quarter	New applications submitted	Applications granted	Applications awaiting Part V action	Applications refused	Applications withdrawn	Applications open at end of quarter	Percentage of applications issued meeting target timeframe*	Average time to issue an application (working days)
Quarter 3 07/08	14	17	16	-	0	0	15	94%	36
Quarter 4 07/08	15	9	8	-	0	1	19	75%	49
Quarter 1 08/09	19	15	16	-	0	0	18	63%	65
Quarter 2 08/09	18	18	20	4	0	2	14	85%	60
Quarter 3 08/09	14	4	3	4	0	2	13	100%	49
Quarter 4 08/09	13	12	9	6	0	1	15	100%	54
Quarter 1 09/10	15	11	14	8	0	1	11	100%	55
Quarter 2 09/10	11	28	18	17	0	1	19	100%	49
Quarter 3 09/10	19	21	21	14	0	1	18	100%	38
Quarter 4 09/10	18	24	18	17	0	0	24	100%	43
Quarter 1 10/11	24	31	26	24	0	0	29	100%	45
Quarter 2 10/11	29	55	36	32	0	1	47	97%	45
Quarter 3 10/11	47	45	47	30	0	0	45	98%	37
Quarter 4 10/11	45	44	42	31	0	2	45	95%	40
Quarter 1 11/12	45	42	46	26	0	2	39	96%	43
Quarter 2 11/12	39	31	33	25	0	1	36	88%	48
Quarter 3 11/12	36	29	30	19	0	2	33	90%	51
Quarter 4 11/12	33	42	39	24	0	0	36	95%	47
Quarter 1 12/13	36	34	36	22	0	3	31	83%	52
Quarter 2 12/13	31	36	40	20	0	0	27	88%	49

*Target timeframe = 100% of applications issued in 60 working days

Table 2 Major resource project licences

Quarter	Applications carried over from previous quarter	New applications submitted	Applications granted	Applications awaiting Part V action	Applications refused	Applications withdrawn	Applications open at end of quarter	Percentage of applications issued meeting target timeframe*	Average time to issue an application (working days)
Quarter 3 07/08	4	6	4	-	0	1	5	75%	34
Quarter 4 07/08	5	8	3	-	0	0	10	100%	13
Quarter 1 08/09	10	3	6	-	0	1	6	83%	46
Quarter 2 08/09	6	15	4	-	0	2	15	75%	49
Quarter 3 08/09	15	3	6	0	0	2	10	83%	44
Quarter 4 08/09	10	4	5	3	0	0	9	60%	60
Quarter 1 09/10	9	4	1	2	0	2	10	100%	59
Quarter 2 09/10	10	4	4	2	0	3	7	100%	48
Quarter 3 09/10	7	11	9	5	0	2	7	100%	43
Quarter 4 09/10	7	6	3	2	0	0	10	100%	27
Quarter 1 10/11	10	6	5	4	0	0	10	100%	49
Quarter 2 10/11	10	8	8	12	0	1	9	100%	34
Quarter 3 10/11	9	3	3	4	0	0	9	100%	29
Quarter 4 10/11	9	6	4	4	0	0	11	100%	27
Quarter 1 11/12	11	7	6	5	0	0	12	83%	37
Quarter 2 11/12	12	9	4	4	0	0	17	50%	58
Quarter 3 11/12	17	2	8	0	0	1	10	88%	51
Quarter 4 11/12	10	10	4	4	0	0	16	100%	33
Quarter 1 12/13	16	15	10	11	0	2	19	70%	48
Quarter 2 12/13	19	16	14	7	0	0	21	86%	48
Target timeframe = 100% of applications issued in 60 working days									

Figure 1 Major resource projects works approvals history

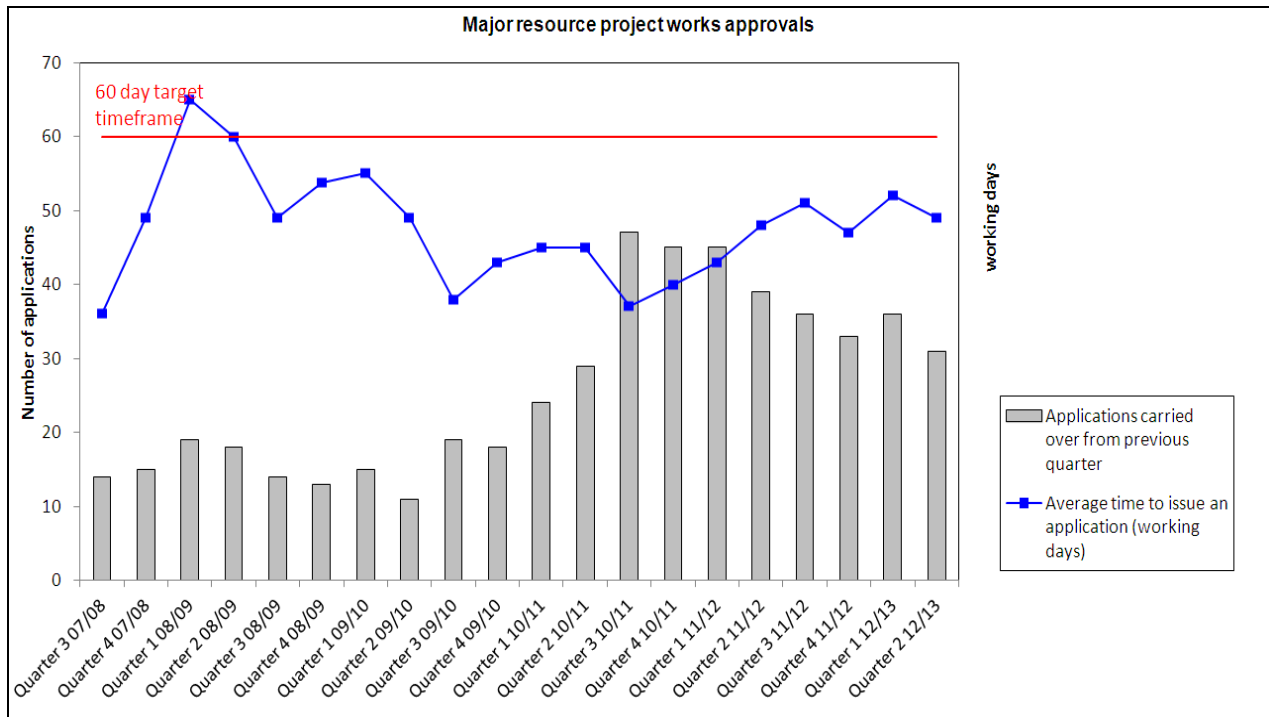


Figure 2 Major resource projects licence history

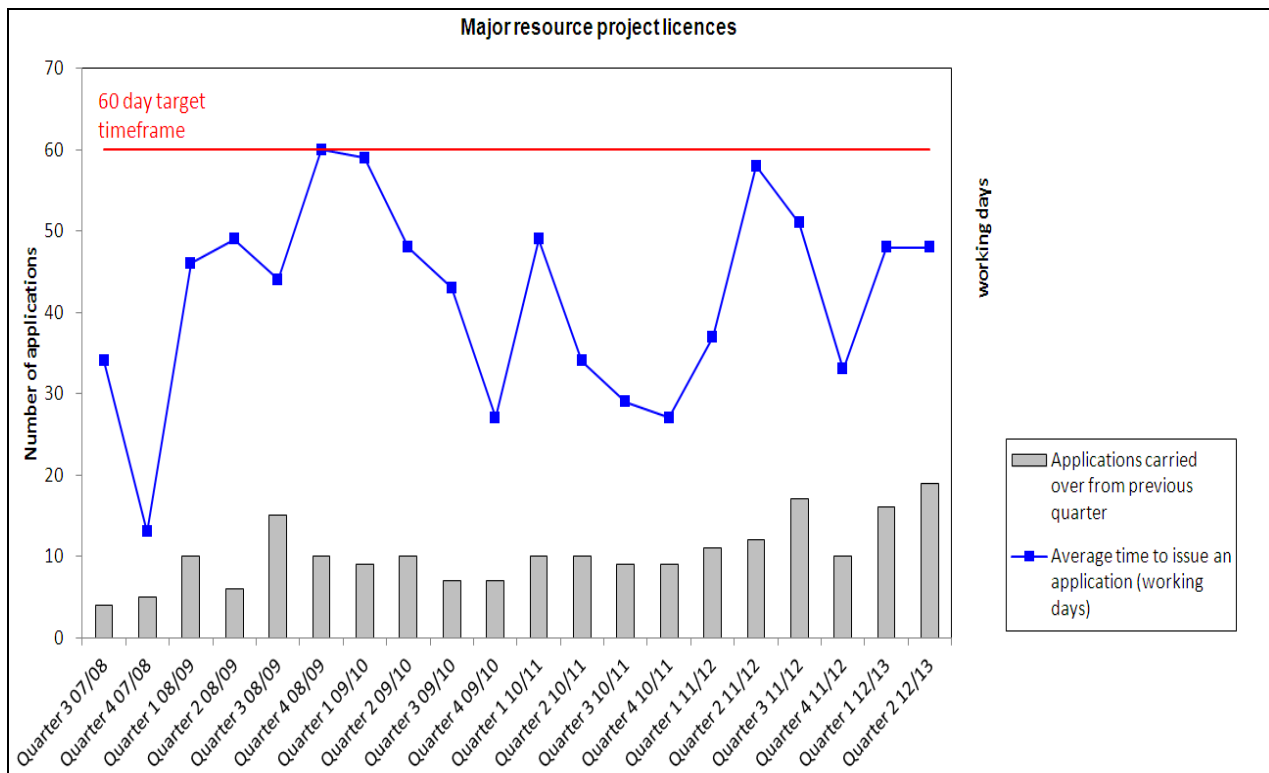


Figure 3 Major resource projects approvals granted by DEC since quarter 1 2006

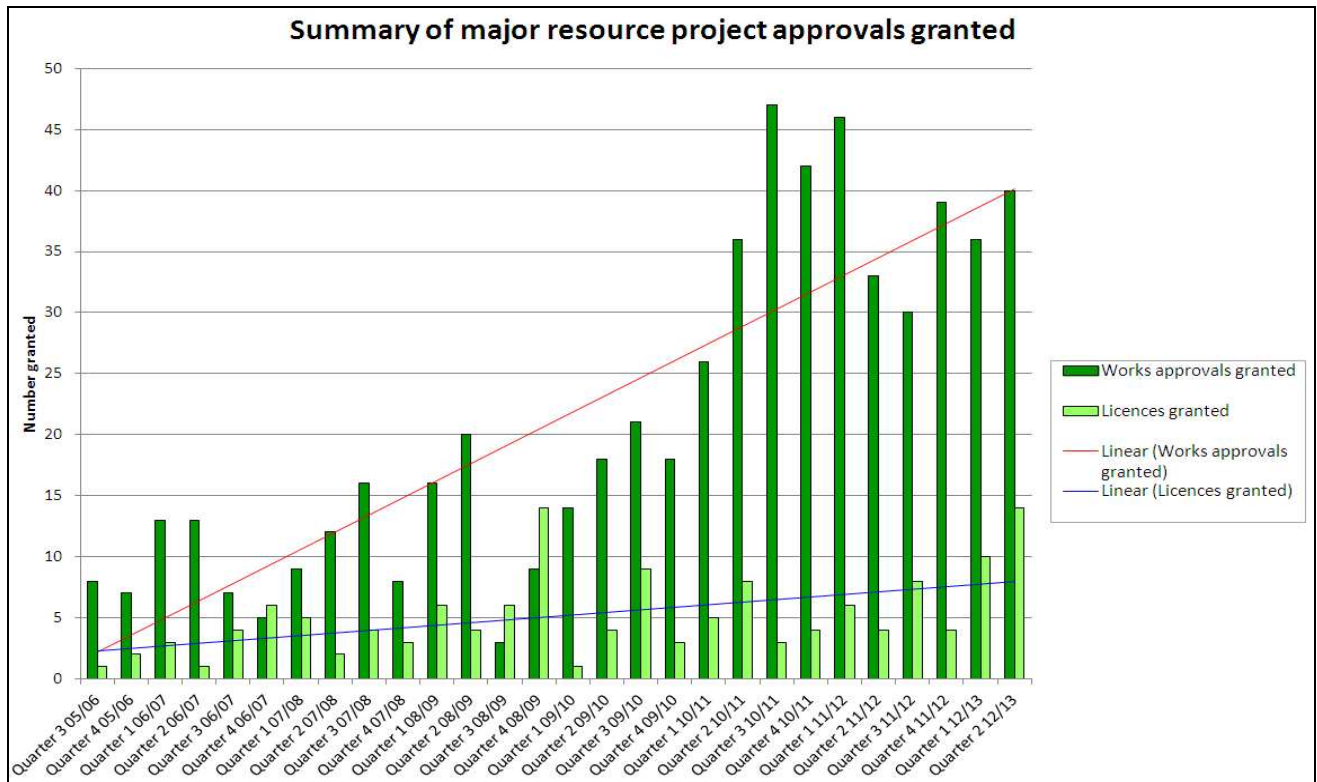
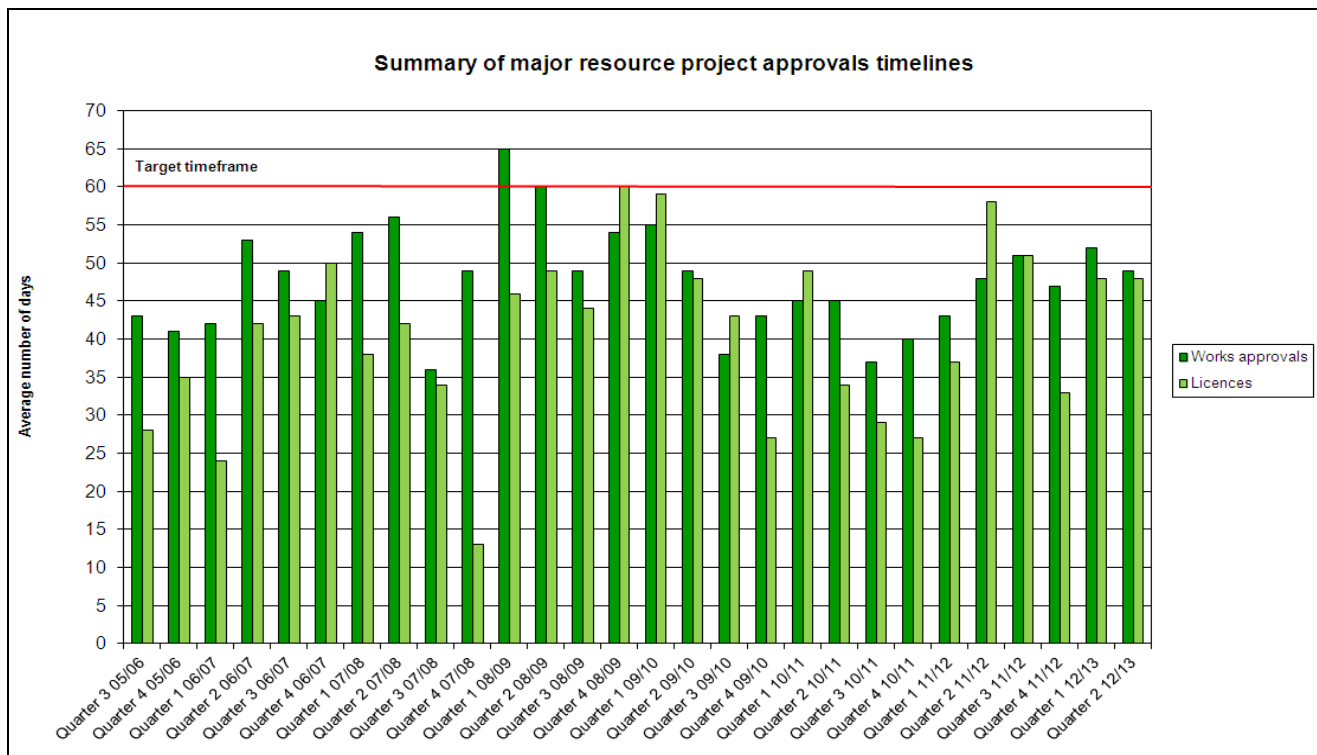


Figure 4 Average time taken to issue major resource approvals



Other projects

For non-major resource project (other project) approvals, DEC has set a target to issue 80 per cent of licence and works approval applications within a 60 working day timeframe.

In January 2010, tracking mechanisms were put in place to regularly monitor the progress of applications to improve DEC's performance in meeting the target timeframe for all works approvals and licences. The number of other project works approval applications granted by DEC in quarter 2 2012-2013 remains high with 16 approvals being issued. DEC issued 81 per cent of these new works approval applications within the target timeframe, an improvement on quarter 1 2012-2013 (64 per cent). Average timeframe for processing other project works approval applications has also improved from 71 days in the last quarter to 48 days in quarter 2 2012-2013.

DEC granted 85 per cent of new licence applications in quarter 2 2012-2013 within the target timeframe. This is up from 77 per cent in the previous quarter. The average processing time for new licence applications in quarter 2 2012-2013 was 46 days. The quarterly figures for other project works approval and licence applications are summarised in tables 3 and 4 and figures 5 and 6.

Table 3 Other project works approvals

Quarter	Applications carried over from previous quarter	New applications submitted	Applications granted	Applications awaiting Part V action	Applications refused	Applications withdrawn	Applications open at end of quarter	Percentage of applications issued meeting target timeframe*	Average time to issue an application (working days)
Quarter 4 08/09	6	15	10	U	U	0	11	40%	131
Quarter 1 09/10	11	11	11	U	U	1	10	56%	75
Quarter 2 09/10	10	11	16	U	U	0	14	25%	93
Quarter 3 09/10	14	24	11	19	1	1	25	64%	58
Quarter 4 09/10	25	29	25	18	0	3	26	88%	49
Quarter 1 10/11	26	17	20	11	0	2	21	96%	40
Quarter 2 10/11	21	33	27	17	0	1	26	93%	40
Quarter 3 10/11	26	17	19	12	0	1	23	89%	36
Quarter 4 10/11	23	19	16	16	0	0	26	81%	45
Quarter 1 11/12	26	37	26	20	0	0	37	77%	45
Quarter 2 11/12	37	20	17	22	0	4	36	82%	56
Quarter 3 11/12	36	13	23	12	0	1	25	44%	70
Quarter 4 11/12	25	19	20	11	0	0	24	50%	64
Quarter 1 12/13	24	18	17	11	0	0	25	64%	71
Quarter 2 12/13	25	31	16	23	0	1	39	81%	48
*Target timeframe = 80% of applications issued in 60 working days									
U = data not available									

Table 4 *Other project licences*

Quarter	Applications carried over from previous quarter	New applications submitted	Applications granted	Applications awaiting Part V action	Applications refused	Applications withdrawn	Applications open at end of quarter	Percentage of applications issued meeting target timeframe*	Average time to issue an application (working days)
Quarter 4 08/09	26	15	15	U	U	0	26	75%	44
Quarter 1 09/10	26	9	10	U	U	0	25	63%	110
Quarter 2 09/10	25	8	9	U	U	0	17	22%	154
Quarter 3 09/10	9	15	5	11	0	1	18	80%	47
Quarter 4 09/10	18	8	8	3	0	4	14	63%	84
Quarter 1 10/11	14	10	9	4	0	0	15	83%	57
Quarter 2 10/11	15	19	5	14	1	1	27	100%	43
Quarter 3 10/11	27	12	9	28	0	2	28	89%	40
Quarter 4 10/11	28	14	8	13	0	4	30	87%	46
Quarter 1 11/12	30	12	13	5	0	0	29	85%	49
Quarter 2 11/12	29	7	10	6	0	0	26	60%	74
Quarter 3 11/12	26	14	11	11	0	5	24	64%	52
Quarter 4 11/12	24	10	17	6	0	1	16	41%	70
Quarter 1 12/13	16	11 [#]	9	10	0	0	18 [#]	77%	40
Quarter 2 12/13	18	17	13	12	0	1	21	85%	46
*Target timeframe = 80% of applications issued in 60 working days									
[#] Figure correction, one major resource project licence application was previously included in the other project licences statistics in error. This has not affected the major resource project licences data.									
U = data not available									

Figure 5 Other project works approval history

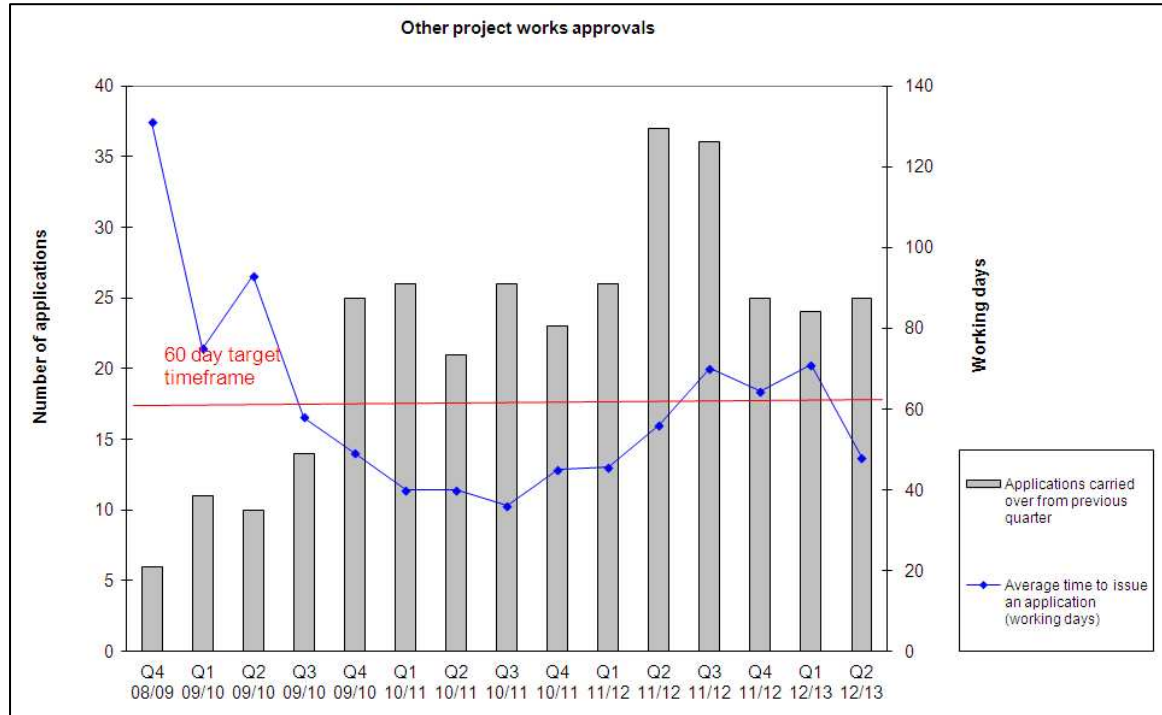
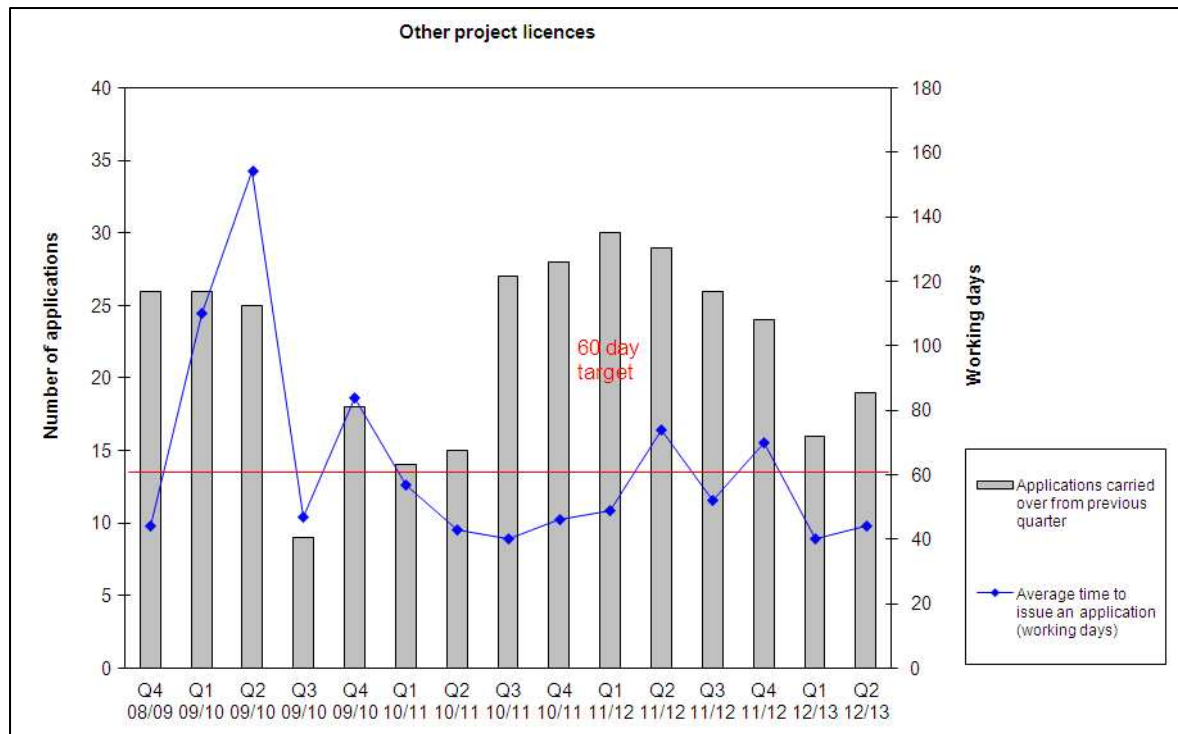


Figure 6 Other project licence history



Controlled waste regulation

DEC tracks the assessment and issuing of new controlled waste carrier, vehicle and driver licence applications. The number of new licence applications issued by DEC since quarter 3 2009–2010 are shown in the graph below.

DEC has set a target to issue 90 per cent of all new licence applications within a 30 working day timeframe.

The trend set in earlier periods continued in quarter 2 2012-2013 with 100 per cent of the 153 applications being completed within the targeted timeframe of 30 working days.

Figure 7 Controlled waste licence quarterly approvals

