



Quarterly environmental enforcement statistics

Environmental Protection Act 1986


Litter Act 1979

1 January 2013 to 31 March 2013

April 2013



Department of
Environment and Conservation

Our environment, our future 

Department of Environment and Conservation
168 St Georges Terrace
Perth WA 6000
Phone: +61-8-6467 5000
Fax: +61-8-6467 5562

www.dec.wa.gov.au

© State of Western Australia 2013

April 2013

All material is the copyright of the Department of Environment and Conservation. No part of the contents of the publication may be reproduced without the consent of this agency.

Questions regarding this report should be directed to:

Arthur Jones
Senior Investigator/Analyst

Department of Environment and Conservation
Locked Bag 104
Bentley Delivery Centre
Western Australia 6983

Phone: (08) 6467 5110

Email: arthur.jones@dec.wa.gov.au

Contents

Purpose of report	4
Quarterly statistics – since 2011	4
Key definitions.....	11

Figures

Figure 1 Complaints/incidents graphical analysis (1 January 2013 to 31 March 2013)	5
Figure 2 Complaints/incidents category by percentage	5

Tables

Table 1 Environmental complaints/incidents by DEC region	4
Table 2 Long-term complaint, incident and sanction analysis.....	5
Table 3 Environmental complaints/incidents reported by sub-category.....	7
Table 4 Enforcement Sanctions undertaken 2011–2013.....	8
Table 5 Enforcement Actions/Sanctions undertaken 2009–2013.....	9
Table 6 Native Vegetation Regulation Matrix (1 July 2012 to 30 September 2012).....	10

Purpose of report

The purpose of this quarterly report is to provide statistics and supporting information to assist decision-makers within the Department of Environment and Conservation (DEC) to ensure the efficient allocation of resources and management of the environment. The report is prepared quarterly to update statistics and to provide trend analysis and other compliance information.

This is a summary report which has been prepared from more detailed reports. If required, more detailed information may be made available through the Environmental Enforcement Unit Senior Analyst.

Note: The categorisation of complaints and incidents is currently under review. Categories and sub-categories of matters will vary from previous reports.

Quarterly statistics – since 1 July 2011

Table 1 Environmental complaints/incidents by DEC region

REGION	1 st Quarter	2 nd Quarter	3 rd Quarter	4 th Quarter	1 st Quarter	2 nd Quarter	3 rd Quarter
	Jul 2011– Sep 2011	Oct 2011– Dec 2011	Jan 2012– Mar 2012	Apr 2012– Jun 2012	Jul 2012– Sep 2012	Oct 2012– Dec 2012	Jan 2013– Mar 2013
Christmas Island	1 0	1 0	0 0	0 0	2 1	3 0	3 4
Cocos	0 0	0 0	0 0	0 0	1 0	0 3	0 0
Goldfields	8 33	16 29	14 33	9 38	12 33	11 69	7 59
Kimberley	4 9	4 7	3 13	5 20	2 14	2 10	2 8
Midwest	7 12	14 4	7 14	9 30	7 26	2 19	10 11
Perth	68 57	131 50	68 137	64 72	64 91	61 152	70 115
Pilbara	5 69	7 54	10 29	11 49	12 26	15 20	12 27
SRT	33 22	38 19	34 17	33 25	29 20	54 14	46 32
South Coast	11 16	15 12	8 25	4 32	12 22	20 30	24 65
South West	41 23	48 2	29 11	22 32	25 92	18 101	13 31
Swan	211 34	247 18	331 13	185 26	175 59	190 23	237 77
Warren	2 0	5 2	2 5	6 6	4 8	6 41	1 34
Wheatbelt	11 6	9 7	15 47	11 6	4 8	4 9	12 5
TOTAL	402 281	535 203	535 424	359 336	349 400	386 491	437 468

Table 2 Long-term complaint, incident and sanction analysis

Long-term complaint, incident and sanction analysis

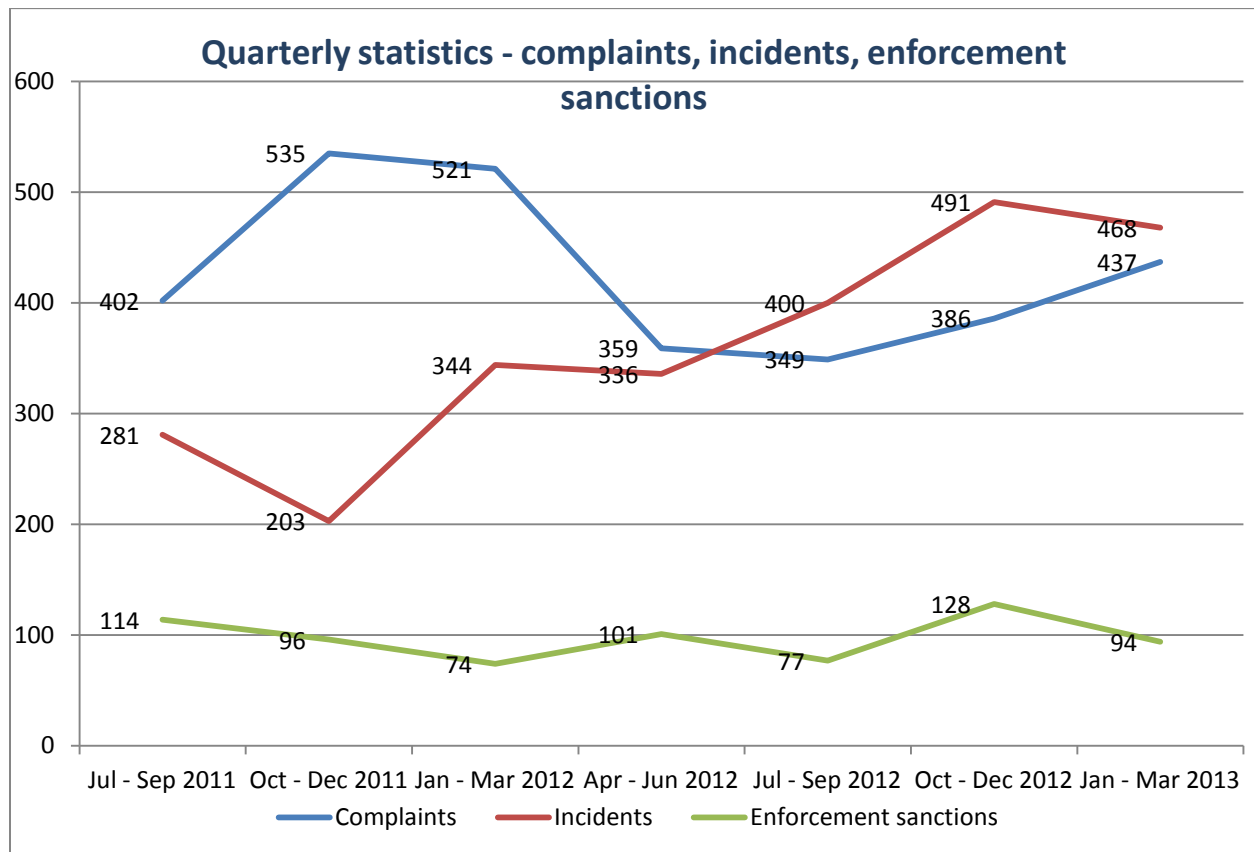
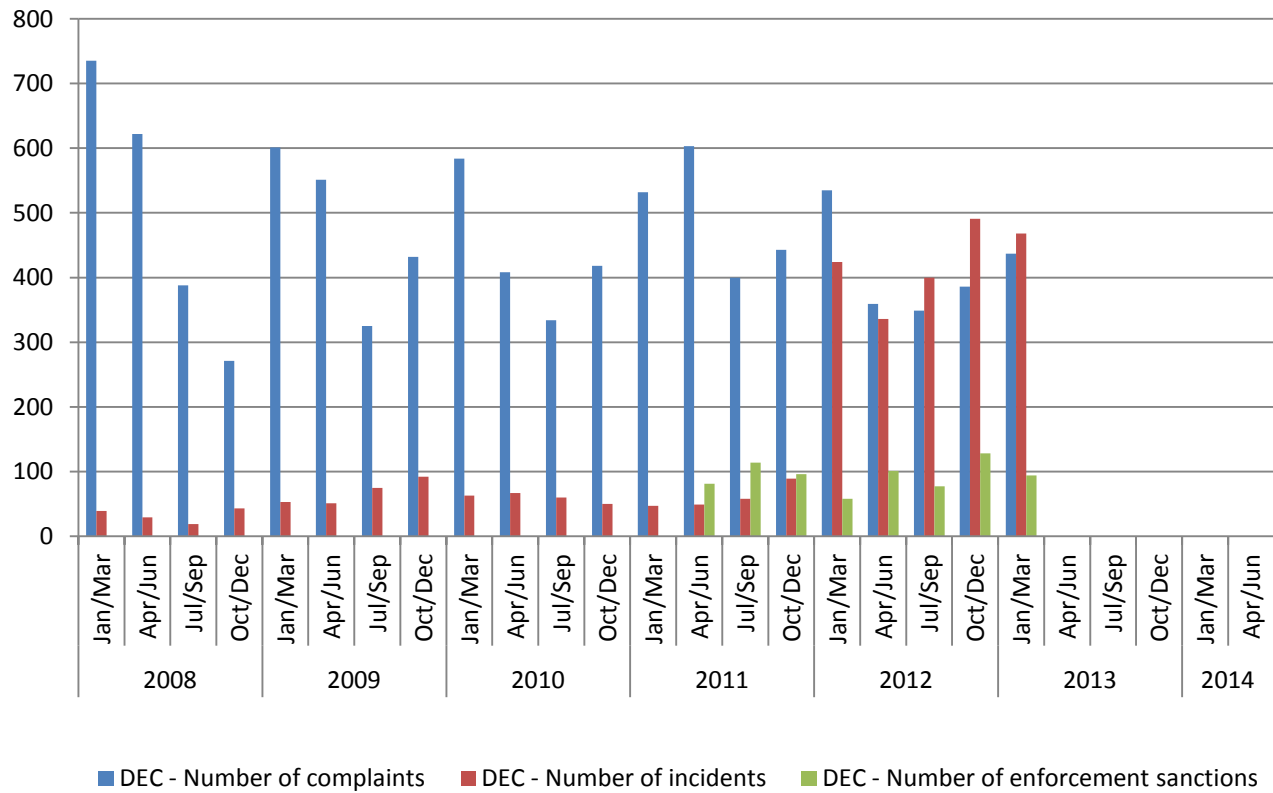


Figure 1 Complaints/incidents graphical analysis (1 January 2013 to 31 March 2013)

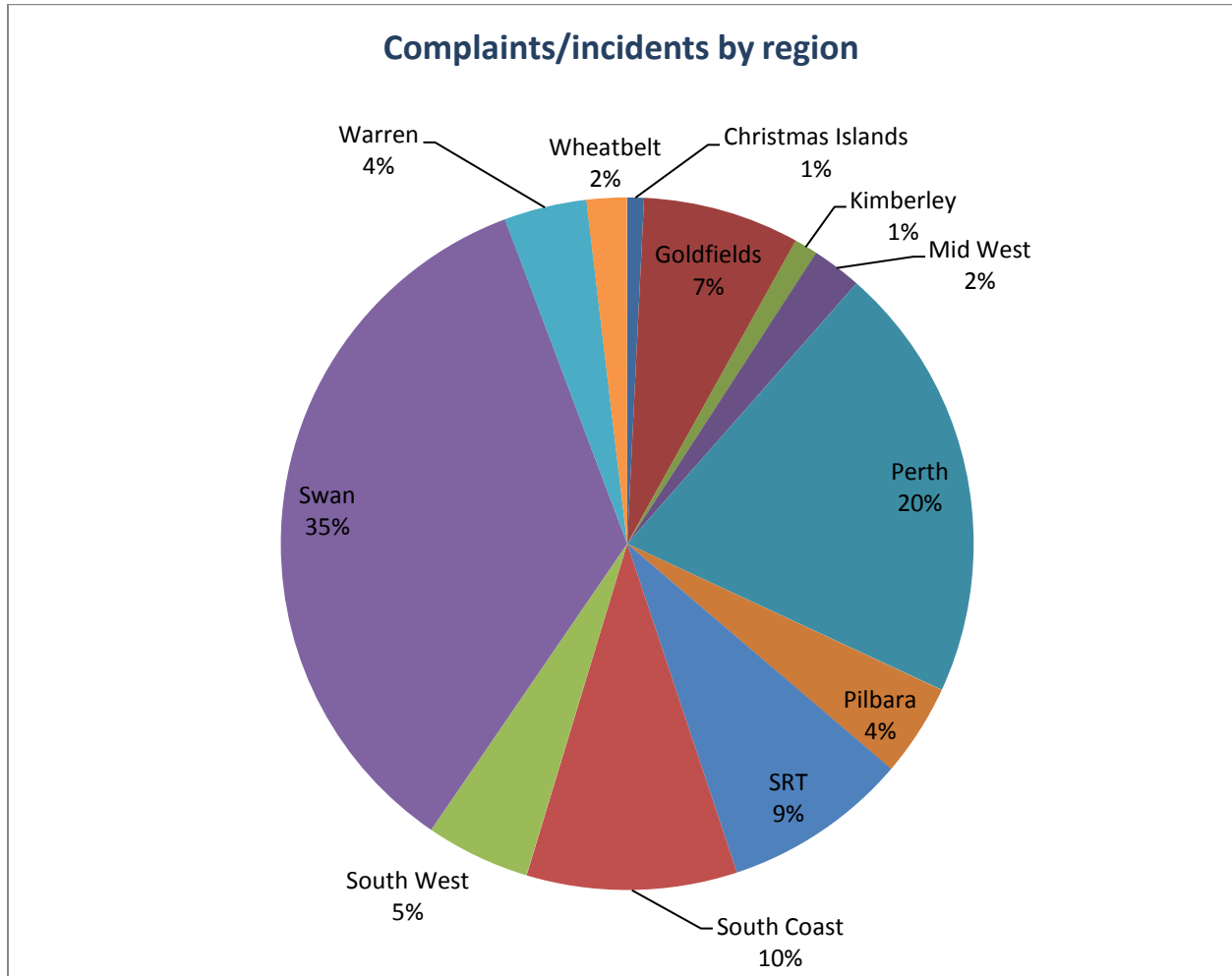


Figure 2 Complaints/incidents category by percentage

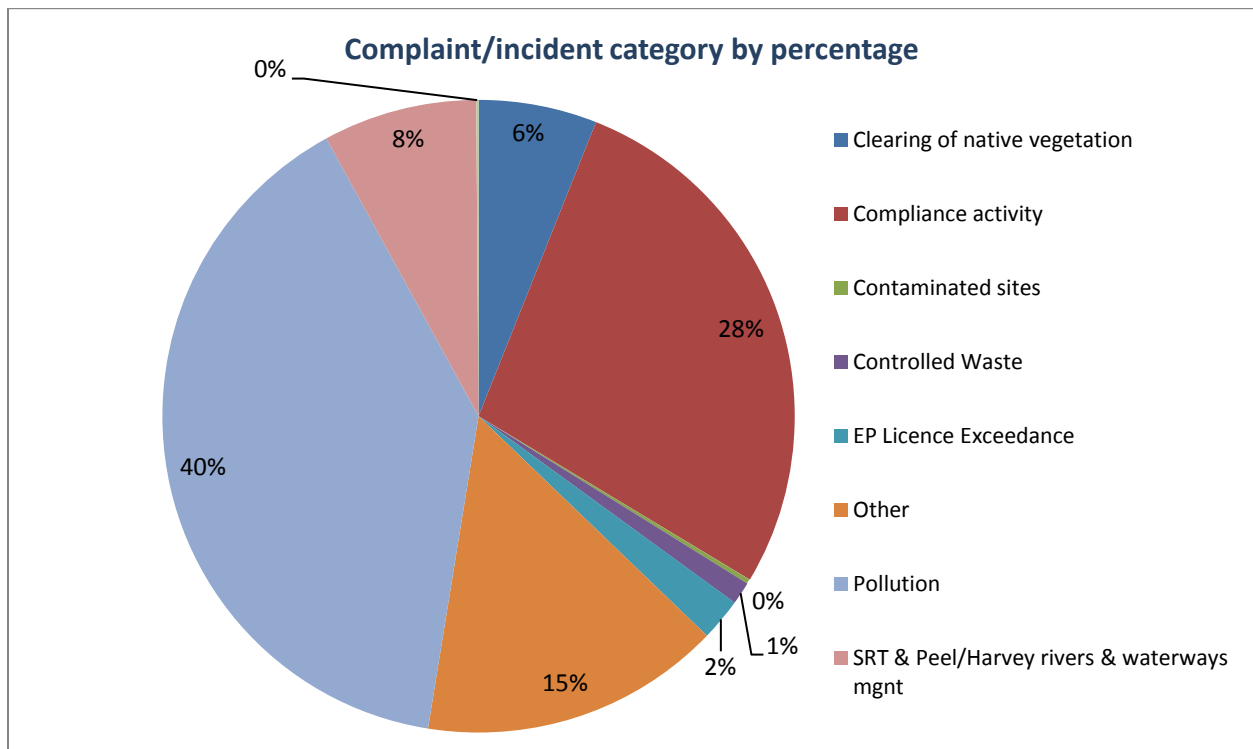


Table 3 Environmental complaints/incidents reported by sub-category

	Complaints received	Enforcement actions undertaken
Clearing of native vegetation	51	167
Burning		
Cutting	50	
Draining		
Grazing	1	
Poisoning		
Unspecified		
Compliance activity	194	334
Clearing permit	19	
Industry licence	173	
Industry registration	2	
Landfill levy		
Statutory notice		
Unspecified		
Contaminated sites	0	5
Controlled waste	11	37
Disposal site	1	
Unauthorised disposal	10	
Unauthorised transport		
Waste generator		
Unspecified		
Pollution	392	847
Air quality	7	
Dust	68	
Hazardous material	11	
Liquid waste	31	
Noise	16	
Odour	144	
Pesticide	2	
Smoke	11	
Solid waste	4	
Unauthorised discharge	97	
Unspecified	1	
Rivers & waterways management	79	454
Algal blooms		
Aquatic deaths	4	
Chemical spills		
Destruction of vegetation	11	
Foaming		
Foreshore damage	1	
General complaints	18	
Herbicide/pesticide spraying		
Industrial discharge/dewatering	2	
Offensive odour		
Oil slicks/fuel spills	8	
River discolouration		
Sewage discharge	1	
Unauthorised development	6	
Waste/rubbish dump	2	
Watercraft nuisance	26	
Unspecified		
KABC	51	407
Littering	13	
Dumping waste	38	
Bill posting		
Other	127	56
TOTAL	905	2,305

Table 4 Enforcement sanctions undertaken 2012–2013*

Type of action	01 Jan 2012– 31 Mar 2012	01 Apr 2012– 30 Jun 2012	01 Jul 2012– 30 Sep 2012	01 Oct 2012– 31 Dec 2012	01 Jan 2013– 31 Mar 2013
Environmental field notice (EFN)	36	57	41	81	64
Environmental protection notice (EPN)	0	0	2	0	1
Infringement notices Keep Australia Beautiful Council infringements	18 1,023	5 858	21 953	11 1,201	16 1,310
Stop work order	0	0	0	0	0
Letter of education	3	5	7	10	4
Letter of warning	12	13	6	15	6
Statutory direction/notice	4	0	0	2	0
Modified penalty	0	2	2	0	0
Prosecutions	5	8	3	6	3

*Quarterly breakdown reflects the sanctions undertaken by the end of each quarter, on matters received during the quarter.

Table 5 Enforcement actions/sanctions undertaken 2009–2013

Type of action	Number of actions undertaken by financial year			
	2009–2010	2010–2011	2011–2012	2012–2013**
EFN	286	202	245	226
EPN	3	2	2	1
Email	3019	2820	2430	2926
Further investigations	1129	912	568	591
Infringement Notices Keep Australia Beautiful Council Infringements	96 4672	65 3911	57 3603	66 3464
Letter	606	531	427	379
Letter of education	0	0	18	51
Letter of warning	112	86	41	108
Licence review/amendment	17	12	4	7
Modified penalty brief	0	1	3	2
Phone call	3652	3563	3033	2663
Prescribed action	12	6	10	5
Prosecution brief	25	10	20	5
Provide advice	129	139	86	39
Site inspection	482	553	424	480
Site visit	902	1004	796	490
Statutory direction/notice	8	32	8	5
Stop work order	6	0	0	0
Pending prosecutions				16
Current prosecutions before Court				10

** Calculated at the end of each financial year, or part thereof.

Table 6 Native Vegetation Regulation Matrix (1 January 2013 to 31 March 2013)

Vegetation Conservation Notice (VCN)	0 (46 Active)
Clearing applications	125
Clearing approvals	90
Letters of warning	2
Prosecutions	0

Key definitions

Complaint	A complaint is when a person informs DEC of an environmental event. This includes events such as strong odours, high amounts of smoke, noise pollution, illegal dumping and fish kill in a waterway.
Enforcement sanction	A penalty administered by DEC at the conclusion of an investigation. Enforcement sanctions can include EFNs, EPNs, infringement notices, letters of warning, prosecution briefs, modified penalty briefs, statutory direction/notices and stop work orders.
Enforcement action	An enforcement action is an activity undertaken by DEC during the investigation process. Enforcement actions include enforcement sanctions plus emails, further investigations, letters, licence reviews, phone calls, prescribed actions, provision of advice, site inspections and site visits.
Environmental field notice (EFN)	An environmental field notice is a non-statutory based written notice of an offence. An EFN instructs the recipient to take immediate remedial actions.
Incident	An incident is a single event verified by DEC (that may have been verified by visual inspection, photographic evidence etc) that has resulted in an environmental impact (such as an odour or dust exiting the facility).
Infringement notice	An infringement notice is a modified penalty for an alleged offence requiring the payment of a fine or election to have the matter heard in court.
Letter of warning	A letter of warning is a non-statutory notice to an offender that a legislative breach has occurred.
Licence review/ amendment/ revocation	DEC may amend or revoke an existing licence for the conservation, preservation, protection, enhancement and management of the environment.
Modified penalty	A modified penalty is a statutory notice that an offence has occurred and that, in the opinion of DEC, the offence has met the prescribed legislative requirements to minimise and remedy the environmental impact.
Prosecution	A DEC prosecution action commences when a complaint is made (or sworn) that an entity has committed an offence under the legislation.
Referred to other agency	This occurs when a matter is determined, after preliminary investigation, to fall under regulatory responsibility of an agency other than DEC.
Statutory direction/notice	A statutory direction/notice is a written direction requiring certain action be taken or ceased within a specified time. Examples include an environmental protection notice and a pollution prevention notice.
Threats/aggression/ assault	This category relates to incidents where a DEC employee is assaulted or subjected to threatening or aggressive behaviour.