



Quarterly environmental enforcement statistics

Environmental Protection Act 1986


Litter Act 1979

1 July 2012 to 30 September 2012

October 2012



Department of
Environment and Conservation

Our environment, our future 

Department of Environment and Conservation
168 St Georges Terrace
Perth WA 6000
Phone: +61-8-6467 5000
Fax: +61-8-6467 5562

www.dec.wa.gov.au

© Government of Western Australia 2012

October 2012

All material is the copyright of the Department of Environment and Conservation. No part of the contents of the publication may be reproduced without the consent of this agency.

Questions regarding this report should be directed to:

Arthur Jones
Senior Investigator/Analyst

Department of Environment and Conservation
Locked Bag 104
Bentley Delivery Centre
Western Australia 6983

Phone: (08) 6467 5110

Email: arthur.jones@dec.wa.gov.au

Contents

Purpose of report	1
Quarterly statistics – since 1 January 2011	1
Key definitions.....	7

Figures

Figure 1 Complaints/incidents graphical analysis (1 July 2012 to 30 September 2012).....	2
Figure 2 Complaints/incidents category by percentage	3

Tables

Table 1 Environmental complaints/incidents by DEC region	1
Table 2 Long-term complaint, incident and sanction analysis.....	2
Table 3 Environmental complaints/incidents reported by sub-category.....	4
Table 4 Enforcement Sanctions undertaken 2011–2012	5
Table 5 Enforcement Actions/Sanctions undertaken 2009–2012	5

Purpose of report

The purpose of this quarterly report is to provide statistics and supporting information to assist decision-makers within the Department of Environment and Conservation (DEC) to ensure the efficient allocation of resources and management of the environment. The report is prepared quarterly to update statistics and to provide trend analysis and other compliance information.

This is a summary report which has been prepared from more detailed reports. If required, more detailed information may be made available through the Environmental Enforcement Unit Senior Analyst.

Note: The categorisation of complaints and incidents is currently under review. Categories and sub-categories of matters will vary from previous reports.

Quarterly statistics – since 1 January 2011

Table 1 Environmental complaints/incidents by DEC region

REGION	3 rd Quarter	4 th Quarter	1 st Quarter	2 nd Quarter	3 rd Quarter	4 th Quarter	1 st Quarter
	Jan 2011– Mar 2011	Apr 2011– Jun 2011	Jul 2011– Sep 2011	Oct 2011– Dec 2011	Jan 2012– Mar 2012	Apr 2012– Jun 2012	Jul 2012– Sep 2012
Christmas Island	0 0	0 0	1 0	1 0	0 0	0 0	2 1
Cocos	0 0	0 0	0 0	0 0	0 0	0 0	1 0
Goldfields	10 28	15 48	8 33	16 29	14 33	9 38	12 33
Kimberley	2 8	1 6	4 9	4 7	3 13	5 20	2 14
Mid West	16 11	10 12	7 12	14 4	7 14	9 30	7 26
Perth	54 77	92 58	68 57	131 50	68 137	64 72	64 91
Pilbara	8 50	7 44	5 69	7 54	10 29	11 49	12 26
SRT	52 13	28 20	33 22	38 19	34 17	33 25	29 20
South Coast	5 28	10 22	11 16	15 12	8 25	4 32	12 22
South West	31 32	48 20	41 23	48 2	29 11	22 32	25 92
Swan	340 29	373 70	211 34	247 18	331 13	185 26	175 59
Warren	3 2	7 4	2 0	5 2	2 5	6 6	4 8
Wheatbelt	15 11	15 8	11 6	9 7	15 47	11 6	4 8
TOTAL	536 290	606 312	402 281	535 203	535 424	359 336	349 400

Table 2 Long-term complaint, incident and sanction analysis

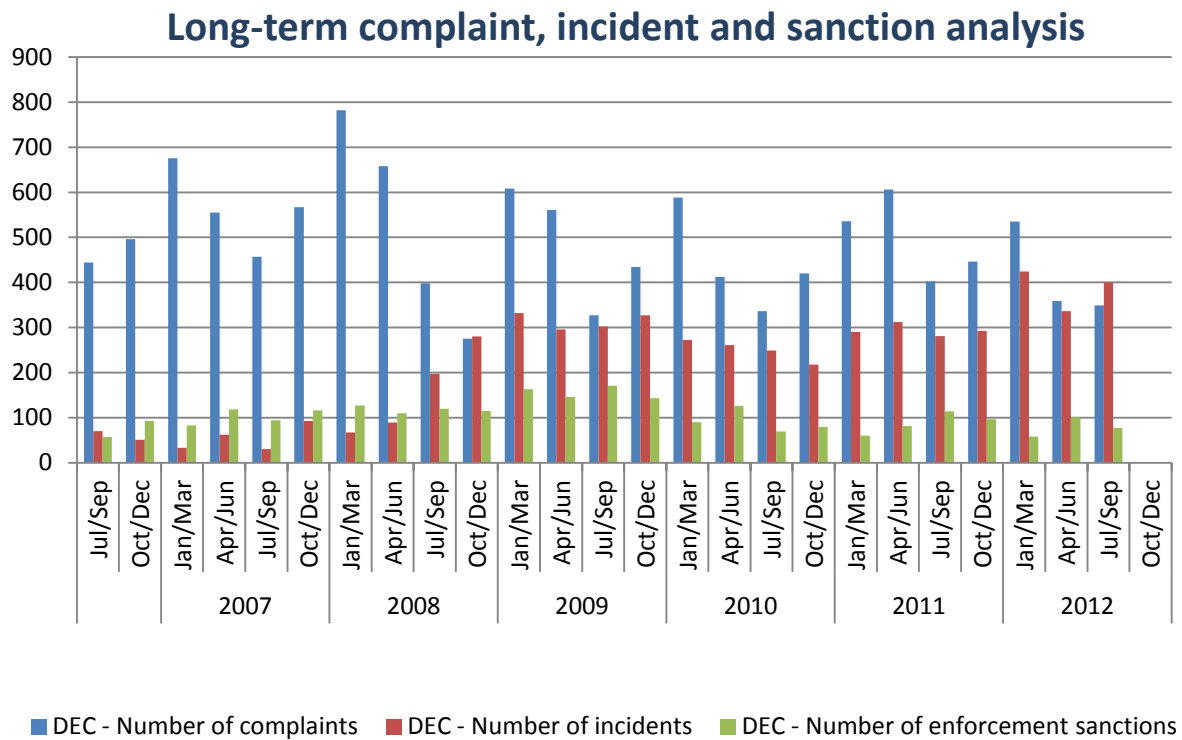


Figure 1 Complaints/incidents graphical analysis (1 July 2012 to 30 September 2012)

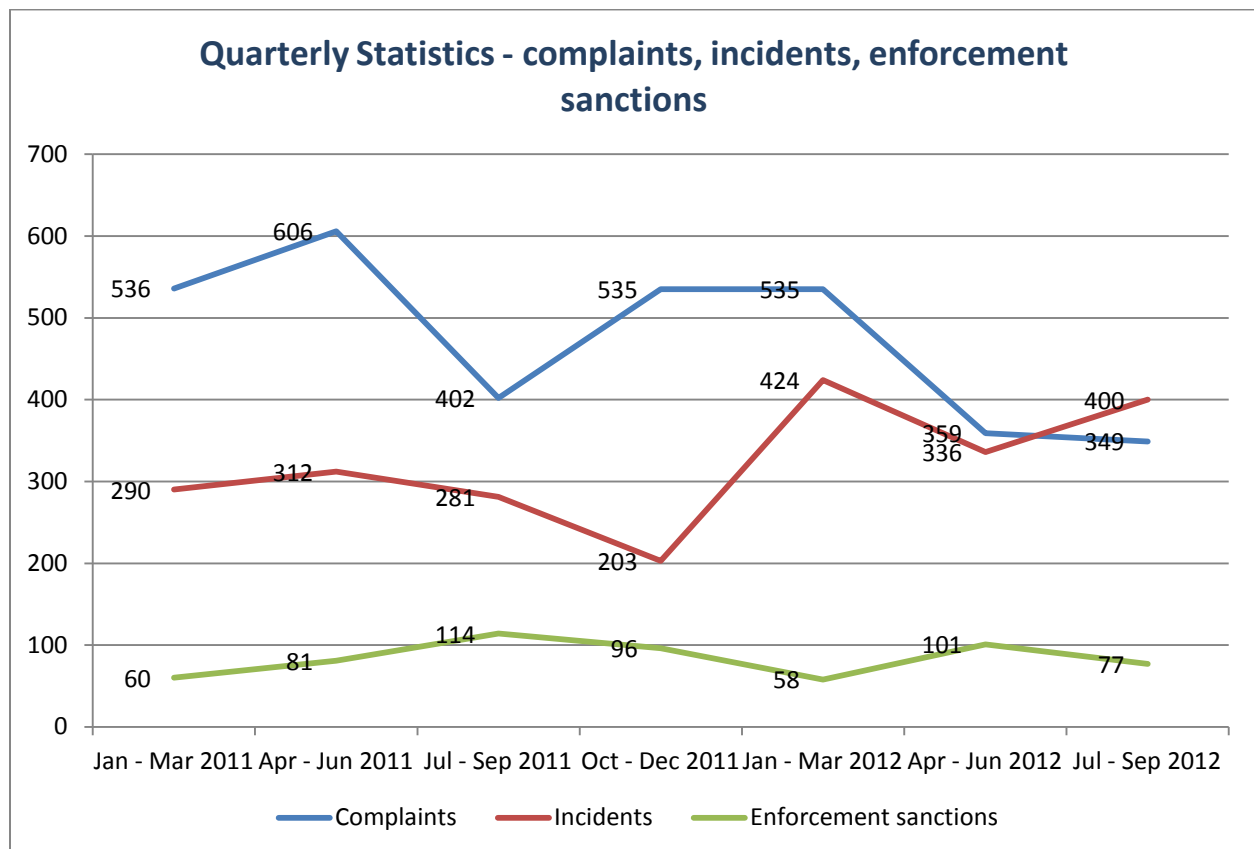


Figure 2 Complaints/incidents category by region

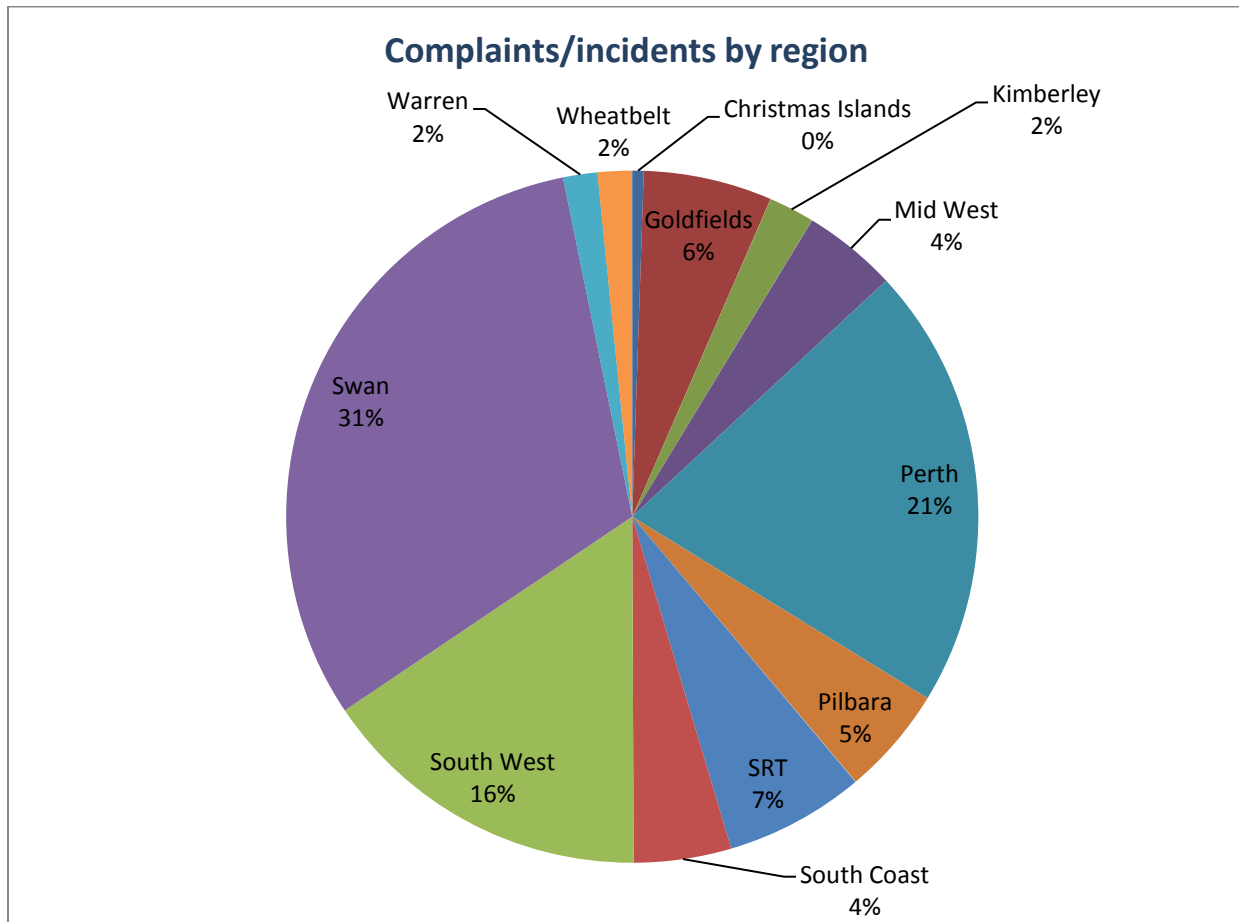


Figure 3 Complaints/incidents category by percentage

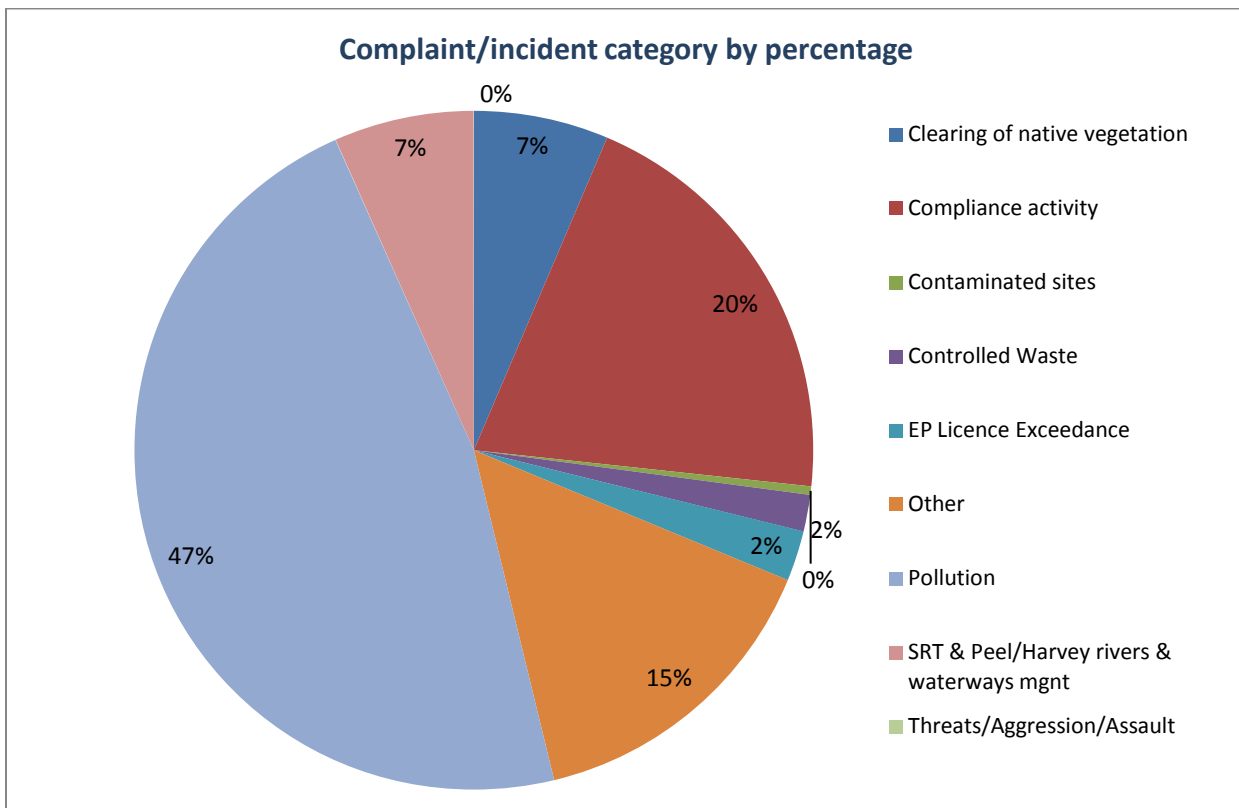


Table 3 Environmental complaints/incidents reported by sub-category

	Complaints received	Enforcement actions undertaken
Clearing of native vegetation	35	153
Burning		
Cutting	35	
Draining		
Grazing		
Poisoning		
Unspecified		
Compliance activity	66	246
Clearing permit	1	
Industry licence	59	
Industry registration	5	
Landfill levy	1	
Statutory notice		
Unspecified		
Contaminated sites	0	8
Controlled waste	11	36
Disposal site	1	
Unauthorised disposal	2	
Unauthorised transport	8	
Waste generator		
Unspecified		
Pollution	341	693
Air quality	14	
Dust	31	
Hazardous material	18	
Liquid waste	40	
Noise	37	
Odour	77	
Pesticide	2	
Smoke	28	
Solid waste	8	
Unauthorised discharge	84	
Unspecified	2	
Rivers & waterways management	50	602
Algal blooms	1	
Aquatic deaths	6	
Chemical spills		
Destruction of vegetation	5	
Foaming	1	
Foreshore damage	1	
General complaints	12	
Herbicide/pesticide spraying		
Industrial discharge/dewatering	5	
Offensive odour		
Oil slicks/fuel spills	5	
River discolouration	1	
Sewage discharge	1	
Unauthorised development	2	
Waste/rubbish dump	3	
Watercraft nuisance	7	
Weed		
KABC	62	953
Littering	26	
Dumping waste	36	
Bill posting		
Other	0	0
TOTAL	565	3094

Table 4 Enforcement Sanctions undertaken 2011–2012*

Type of action	1 Jul 2011– 30 Sep 2011	1 Oct 2011– 31 Dec 2011	01 Jan 2012– 31 Mar 2012	01 Apr 2012– 30 Jun 2012	01 Jul 2012– 30 Sep 2012
Environmental field notice	80	72	36	57	41
Environmental protection notice	1	0	0	0	2
Infringement notices Keep Australia Beautiful Council infringements	21 821	13 901	18 1023	5 858	21 953
Stop work order	0	0	0	0	0
Letter of education	1	9	3	5	7
Letter of warning	7	9	12	13	6
Statutory direction/notice	2	2	4	0	0
Modified penalty	1	0	0	2	2
Prosecutions	5	2	5	8	3

*Quarterly breakdown reflects the sanctions undertaken by the end of each quarter, on matters received during the quarter.

Table 5 Enforcement actions/sanctions undertaken 2009–2012**

Type of action	Number of actions undertaken by financial year			
	2009–2010	2010–2011	2011–2012	2012–2013
EFN	286	202	245	41
EPN	3	2	2	2
Email	3019	2820	2430	787
Further investigations	1129	912	568	169
Infringement Notices Keep Australia Beautiful Council Infringements	96 4672	65 3911	57 3603	21 953
Letter	606	531	427	60
Letter of education	0	0	18	7
Letter of warning	112	86	41	6
Licence review/amendment	17	12	4	2
Modified penalty brief	0	1	3	2
Phone call	3652	3563	3033	798
Prescribed action	12	6	10	0
Prosecution brief	25	10	20	3

Type of action	Number of actions undertaken by financial year			
	2009-2010	2010-2011	2011-2012	2012-2013
Provide advice	129	139	86	17
Site inspection	482	553	424	83
Site visit	902	1004	796	121
Statutory direction/notice	8	32	8	0
Stop work order	6	0	0	0
Pending prosecutions				20
Current prosecutions before Court				10

** Calculated at the end of each financial year, or part thereof.

Key definitions

Complaint	A complaint is when a person informs DEC of an environmental event. This includes events such as strong odours, high amounts of smoke, noise pollution, illegal dumping and fish kill in a waterway.
Enforcement sanction	An enforcement sanction is a penalty administered by DEC at the conclusion of an investigation. They can include EFNs, environmental protection notices (EPNs), infringement notices, letters of warning, prosecution briefs, modified penalty briefs, statutory direction/notices and stop work orders.
Enforcement action	An enforcement action is an activity undertaken by DEC during the investigation process. Enforcement actions include enforcement sanctions plus emails, further investigations, letters, licence reviews, phone calls, prescribed actions, provision of advice, site inspections and site visits.
Environmental field notice (EFN)	An environmental field notice (EFN) is a non-statutory based written notice of an offence. An EFN instructs the recipient to take immediate remedial actions.
Incident	An incident is a single event verified by DEC (which may have been verified by visual inspection, photographic evidence etc) that has resulted in an environmental impact (such as an odour or dust exiting the facility).
Infringement notice	An infringement notice is a modified penalty for an alleged offence requiring the payment of a fine or election to have the matter heard in court.
Letter of warning	A letter of warning is a non-statutory notice to an offender that a legislative breach has occurred.
Licence review/ amendment/ revocation	DEC may amend or revoke an existing licence for the conservation, preservation, protection, enhancement and management of the environment.
Modified penalty	A modified penalty is a statutory notice that an offence has occurred and that, in the opinion of DEC, the offence has met the prescribed legislative requirements to minimise and remedy the environmental impact.
Prosecution	A DEC prosecution action commences when a complaint is made (or sworn) that an entity has committed an offence under the legislation.
Referred to other agency	This occurs when a matter is determined, after preliminary investigation, to fall under the regulatory responsibility of an agency other than DEC.
Statutory direction/notice	A statutory direction/notice is a written direction requiring certain action be taken or ceased within a specified time. Examples include an environmental protection notice and a pollution prevention notice.
Threats/aggression/ assault	This category relates to incidents where a DEC employee is the subject of an assault or threatening or aggressive behaviour.