



Quarterly performance report

Industry regulation

1 July to 30 September 2012



October 2012



Department of
Environment and Conservation

Our environment, our future 



Department of Environment and Conservation
168 St Georges Terrace
Perth WA 6000
Phone: +61-8-6467 5000
Fax: +61-8-6467 5562

www.dec.wa.gov.au

© Government of Western Australia 2012

October 2012

All material is the copyright of the Department of Environment and Conservation. No part of the contents of the publication may be reproduced without the consent of this agency.

Questions regarding this report should be directed to:

Carissa Aitken
Sector Manager Resource Industries
Industry Regulation Licensing Branch

Department of Environment and Conservation
Locked Bag 104
Bentley Delivery Centre
Western Australia 6983

Phone: (08) 6467 5541

Email: carissa.aitken@dec.wa.gov.au

Contents

Works approvals and licence performance reporting.....	1
Major resource project.....	1
Other projects	6
Controlled waste regulation.....	9

Figures

Figure 1 Major resource projects works approvals history.....	4
Figure 2 Major resource projects licence history	4
Figure 3 Major resource projects approvals granted by DEC since quarter 1 2006	5
Figure 4 Average time taken to issue major resource applications.....	5
Figure 5 Other project works approval history	9
Figure 6 Other project licence history.....	9
Figure 7 Controlled waste licence quarterly approvals	10

Tables

Table 1 Major resource project works approvals	2
Table 2 Major resource project licences.....	3
Table 3 Other project works approvals.....	7
Table 4 Other project licences.....	8

Works approvals and licence performance reporting

First quarter 2012–2013

The Department of Environment and Conservation (DEC) issues works approvals and licences to regulate prescribed activities, as authorised under Part V of the *Environmental Protection Act 1986*.

Major resource projects

DEC has tracked and reported its performance in issuing major resource project approvals since quarter 1 2006. For major resource project approvals, DEC has set a target to issue 100 per cent of licence and works approval applications within a 60 working day timeframe.

The quarterly figures for major resource project works approval and licence applications are summarised in tables and figures 1 and 2. DEC continues to receive a high number of applications with 34 new works approval applications submitted in quarter 1 2012–2013, and has issued a large number of works approvals this quarter (36). DEC also continues to carry over a large number of open works approval applications (36) from the previous financial year. This corresponds with the increase in new works approval applications submitted (42) in quarter 4 2011–2012.

DEC granted 83 per cent of new works approval applications within an average processing timeframe of 52 days. This is down from 95 per cent in the last quarter. Of the six works approval applications which exceeded the target timeframe, one application was issued at 151 days due to deficiencies in the application provided. The average processing time for the remaining five works approvals was 70 days.

The number of new licence applications (15) received in quarter 1 2012–2013 is the highest since quarter 2 2008–2009. DEC granted 10 licence applications in quarter 1 2012–2013 which is the highest since 2007–2008 and 70 per cent of these applications were granted within the 60-day target timeframe last quarter. This is down from 100 per cent in the last quarter. For the three licence applications which exceeded the target timeframe, DEC achieved an average processing time of 71 days.

A summary of all major resource projects granted by DEC since quarter 1 2006 and the average time taken to grant applications is attached (see figures 3 and 4). The graphs indicate a number of approvals issued over the target time; however, DEC continues to approve applications on average within the 60 working day target timeframe.

DEC is well advanced in introducing further licensing reform in its Part V approvals process which should result in a streamlined and more timely approvals process and certainty of outcome. This includes the REFIRE reform program and improvements to application processes.

Table 1 Major resource project works approvals

Quarter	Applications carried over from previous quarter	New applications submitted	Applications granted	Applications awaiting Part V action	Applications refused	Applications withdrawn	Applications open at end of quarter	Percentage of applications issued meeting target timeframe*	Average time to issue an application (working days)
Quarter 3 07/08	14	17	16	-	0	0	15	94%	36
Quarter 4 07/08	15	9	8	-	0	1	19	75%	49
Quarter 1 08/09	19	15	16	-	0	0	18	63%	65
Quarter 2 08/09	18	18	20	4	0	2	14	85%	60
Quarter 3 08/09	14	4	3	4	0	2	13	100%	49
Quarter 4 08/09	13	12	9	6	0	1	15	100%	54
Quarter 1 09/10	15	11	14	8	0	1	11	100%	55
Quarter 2 09/10	11	28	18	17	0	1	19	100%	49
Quarter 3 09/10	19	21	21	14	0	1	18	100%	38
Quarter 4 09/10	18	24	18	17	0	0	24	100%	43
Quarter 1 10/11	24	31	26	24	0	0	29	100%	45
Quarter 2 10/11	29	55	36	32	0	1	47	97%	45
Quarter 3 10/11	47	45	47	30	0	0	45	98%	37
Quarter 4 10/11	45	44	42	31	0	2	45	95%	40
Quarter 1 11/12	45	42	46	26	0	2	39	96%	43
Quarter 2 11/12	39	31	33	25	0	1	36	88%	48
Quarter 3 11/12	36	29	30	19	0	2	33	90%	51
Quarter 4 11/12	33	42	39	24	0	0	36	95%	47
Quarter 1 12/13	36	34	36	22	0	3	31	83%	52

*Target timeframe = 100% of applications issued in 60 working days

Table 2 Major resource project licences

Quarter	Applications carried over from previous quarter	New applications submitted	Applications granted	Applications awaiting Part V action	Applications refused	Applications withdrawn	Applications open at end of quarter	Percentage of applications issued meeting target timeframe*	Average time to issue an application (working days)
Quarter 3 07/08	4	6	4	-	0	1	5	75%	34
Quarter 4 07/08	5	8	3	-	0	0	10	100%	13
Quarter 1 08/09	10	3	6	-	0	1	6	83%	46
Quarter 2 08/09	6	15	4	-	0	2	15	75%	49
Quarter 3 08/09	15	3	6	0	0	2	10	83%	44
Quarter 4 08/09	10	4	5	3	0	0	9	60%	60
Quarter 1 09/10	9	4	1	2	0	2	10	100%	59
Quarter 2 09/10	10	4	4	2	0	3	7	100%	48
Quarter 3 09/10	7	11	9	5	0	2	7	100%	43
Quarter 4 09/10	7	6	3	2	0	0	10	100%	27
Quarter 1 10/11	10	6	5	4	0	0	10	100%	49
Quarter 2 10/11	10	8	8	12	0	1	9	100%	34
Quarter 3 10/11	9	3	3	4	0	0	9	100%	29
Quarter 4 10/11	9	6	4	4	0	0	11	100%	27
Quarter 1 11/12	11	7	6	5	0	0	12	83%	37
Quarter 2 11/12	12	9	4	4	0	0	17	50%	58
Quarter 3 11/12	17	2	8	0	0	1	10	88%	51
Quarter 4 11/12	10	10	4	4	0	0	16	100%	33
Quarter 1 12/13	16	15	10	11	0	2	19	70%	48
Target timeframe = 100% of applications issued in 60 working days									

Figure 1 Major resource projects works approvals history

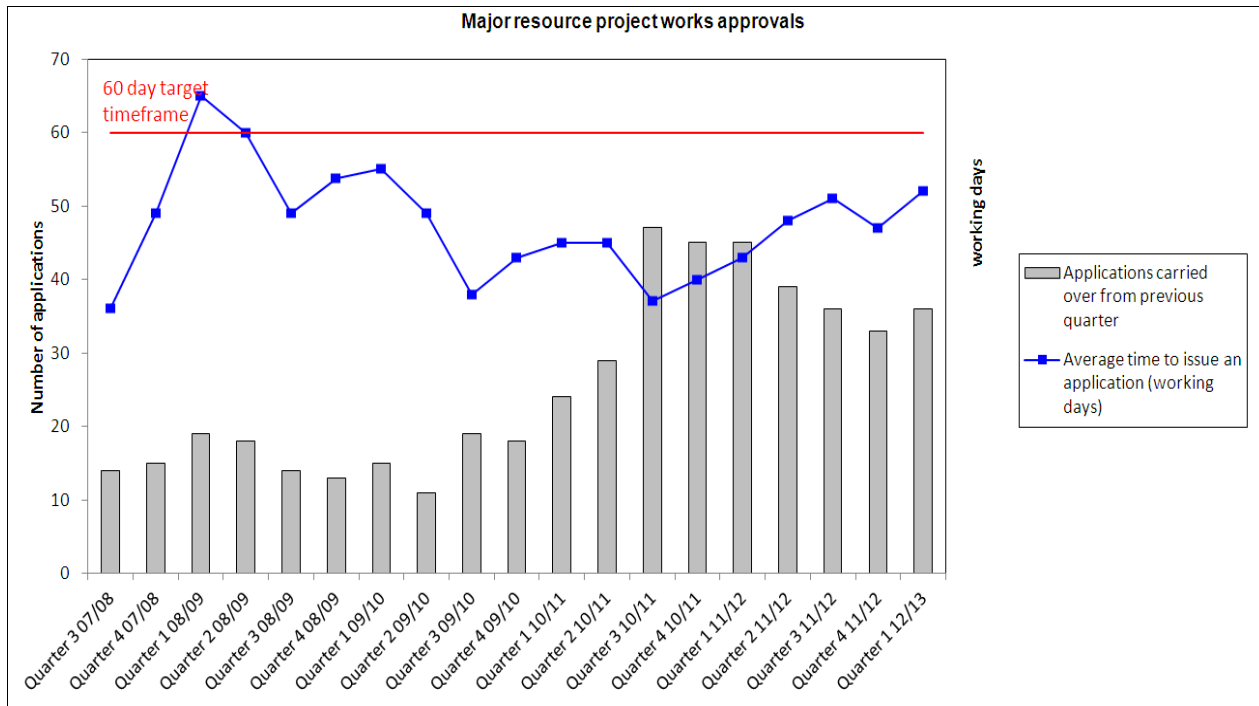


Figure 2 Major resource projects licence history

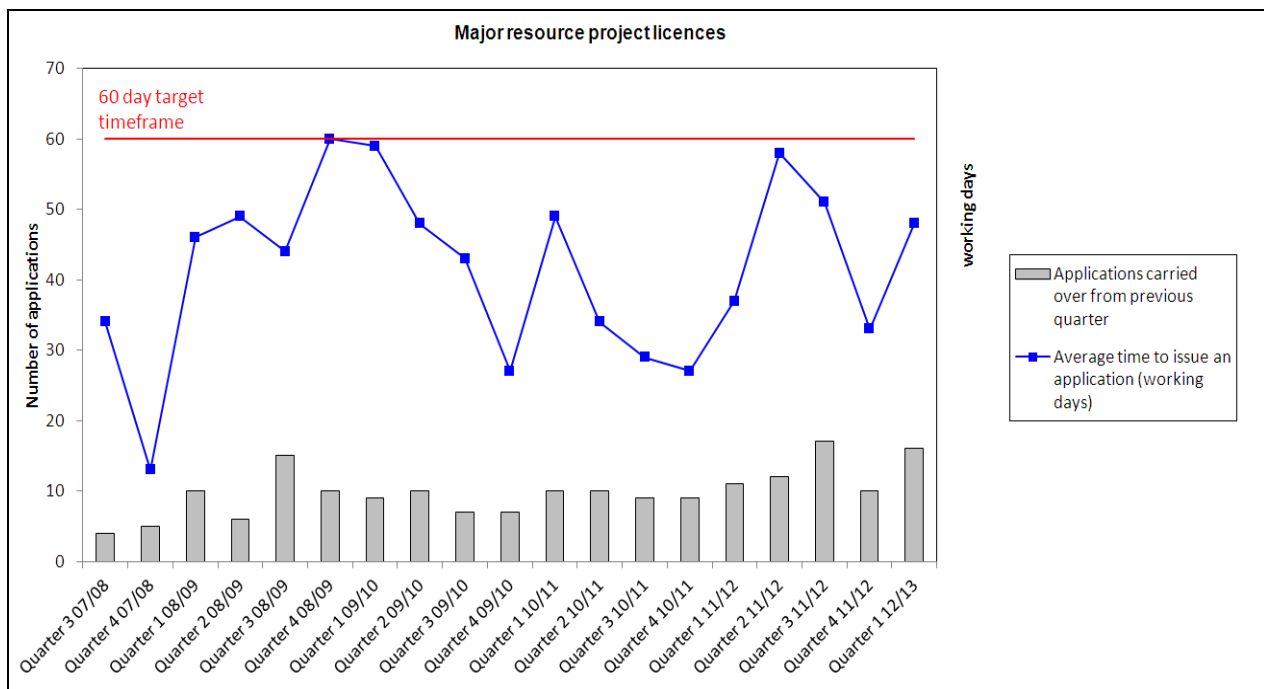


Figure 3 Major resource projects approvals granted by DEC since quarter 1 2006

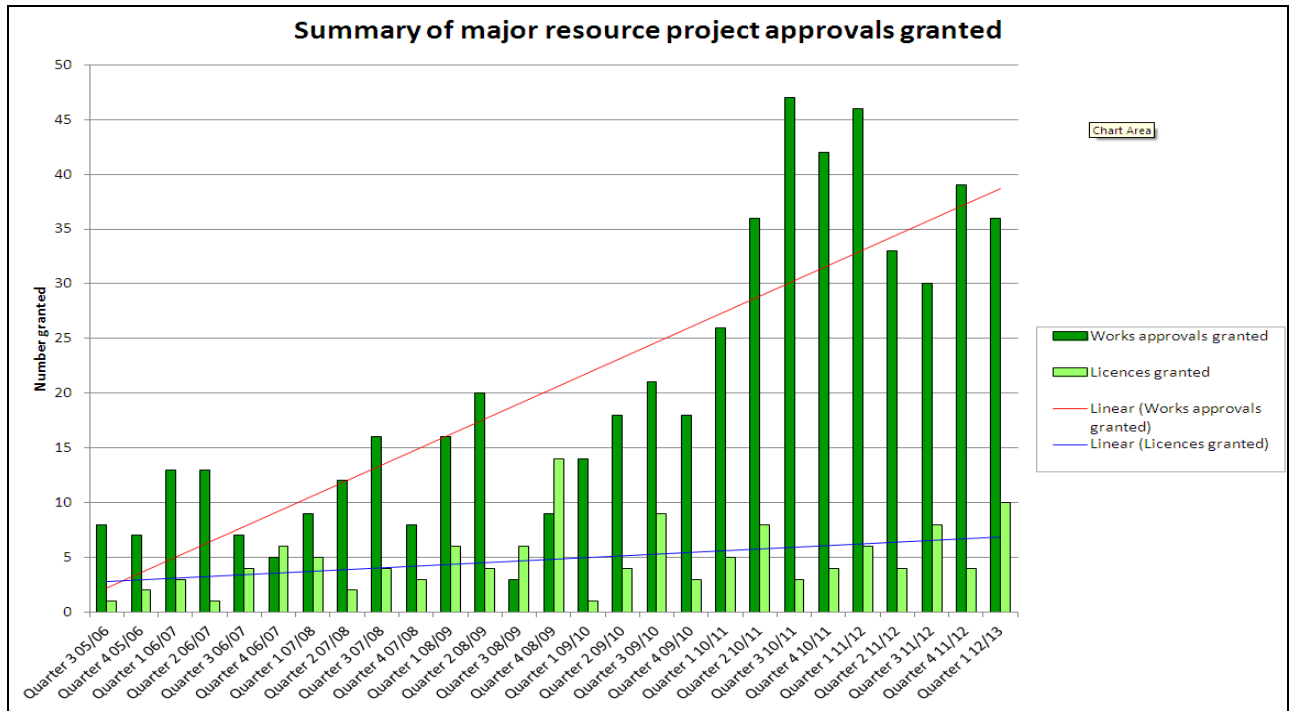
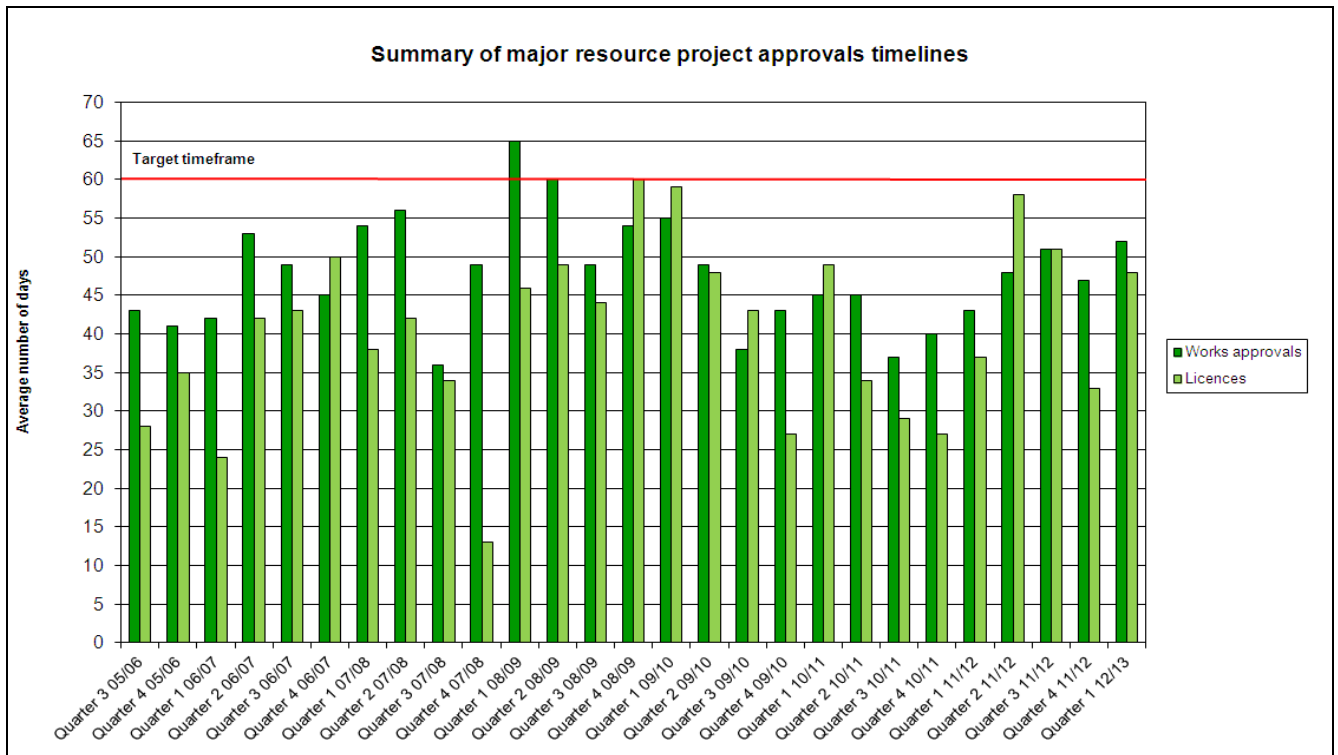


Figure 4 Average time taken to issue major resource applications



Other projects

For non-major resource project (other project) approvals, DEC has set a target to issue 80 per cent of licence and works approval applications within a 60 working day timeframe.

In January 2010 tracking mechanisms were put into practice to monitor progress with applications on a regular basis with the aim of improving DEC's performance in meeting the target timeframe for all works approvals and licences. The number of works approval applications granted by DEC in quarter 1 2011–2012 remains high with 17 applications being issued. DEC issued 64 per cent of new works approval applications within the 60 working days timeframe in quarter 1 2012–2013 which is an improvement over performance in quarter 4 2011–2012 (50 per cent).

The quarterly figures for other project works approval and licence applications are summarised in tables 3 and 4 and figures 5 and 6. The average time to process licence applications has also improved with the average processing time for applications reducing from 70 days (quarter 4 2011–2012) to 40 days this quarter. DEC also issued 77 per cent of licence applications within the 60-day target timeframe in quarter 1 2012–2013. This is a significant improvement in performance compared to quarter 4 2011–2012 (41 per cent). For the two licence applications which exceeded the timeframe, DEC achieved an average processing time of 78 days.

Table 3 Other project works approvals

Quarter	Applications carried over from previous quarter	New applications submitted	Applications granted	Applications awaiting Part V action	Applications refused	Applications withdrawn	Applications open at end of quarter	Percentage of applications issued meeting target timeframe*	Average time to issue an application (working days)
Quarter 4 08/09	6	15	10	U	U	0	11	40%	131
Quarter 1 09/10	11	11	11	U	U	1	10	56%	75
Quarter 2 09/10	10	11	16	U	U	0	14	25%	93
Quarter 3 09/10	14	24	11	19	1	1	25	64%	58
Quarter 4 09/10	25	29	25	18	0	3	26	88%	49
Quarter 1 10/11	26	17	20	11	0	2	21	96%	40
Quarter 2 10/11	21	33	27	17	0	1	26	93%	40
Quarter 3 10/11	26	17	19	12	0	1	23	89%	36
Quarter 4 10/11	23	19	16	16	0	0	26	81%	45
Quarter 1 11/12	26	37	26	20	0	0	37	77%	45
Quarter 2 11/12	37	20	17	22	0	4	36	82%	56
Quarter 3 11/12	36	13	23	12	0	1	25	44%	70
Quarter 4 11/12	25	19	20	11	0	0	24	50%	64
Quarter 1 12/13	24	18	17	11	0	0	25	64%	71
*Target timeframe = 80% of applications issued in 60 working days									
U = data not available									

Table 4 Other project licences

Quarter	Applications carried over from previous quarter	New applications submitted	Applications granted	Applications awaiting Part V action	Applications refused	Applications withdrawn	Applications open at end of quarter	Percentage of applications issued meeting target timeframe*	Average time to issue an application (working days)
Quarter 4 08/09	26	15	15	U	U	0	26	75%	44
Quarter 1 09/10	26	9	10	U	U	0	25	63%	110
Quarter 2 09/10	25	8	9	U	U	0	17	22%	154
Quarter 3 09/10	9	15	5	11	0	1	18	80%	47
Quarter 4 09/10	18	8	8	3	0	4	14	63%	84
Quarter 1 10/11	14	10	9	4	0	0	15	83%	57
Quarter 2 10/11	15	19	5	14	1	1	27	100%	43
Quarter 3 10/11	27	12	9	28	0	2	28	89%	40
Quarter 4 10/11	28	14	8	13	0	4	30	87%	46
Quarter 1 11/12	30	12	13	5	0	0	29	85%	49
Quarter 2 11/12	29	7	10	6	0	0	26	60%	74
Quarter 3 11/12	26	14	11	11	0	5	24	64%	52
Quarter 4 11/12	24	10	17	6	0	1	16	41%	70
Quarter 1 12/13	16	12	9	10	0	0	19	77%	40
*Target timeframe = 80% of applications issued in 60 working days									
U = data not available									

Figure 5 Other project works approval history

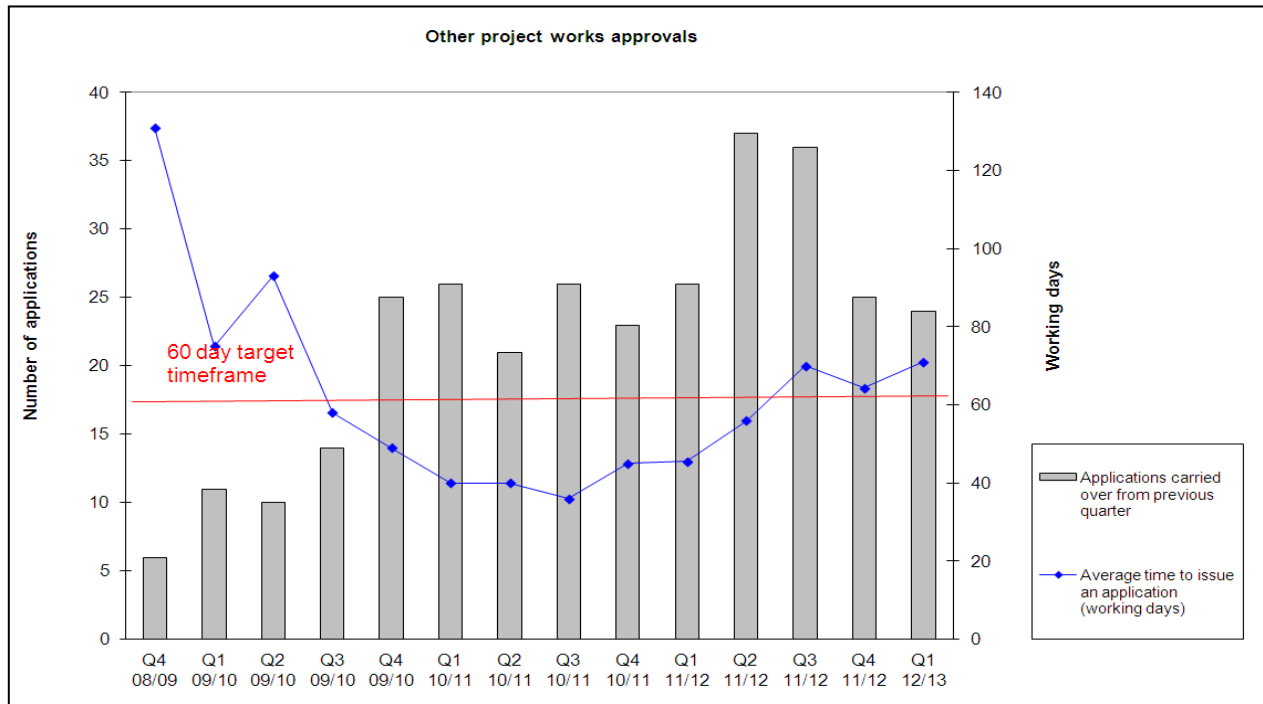
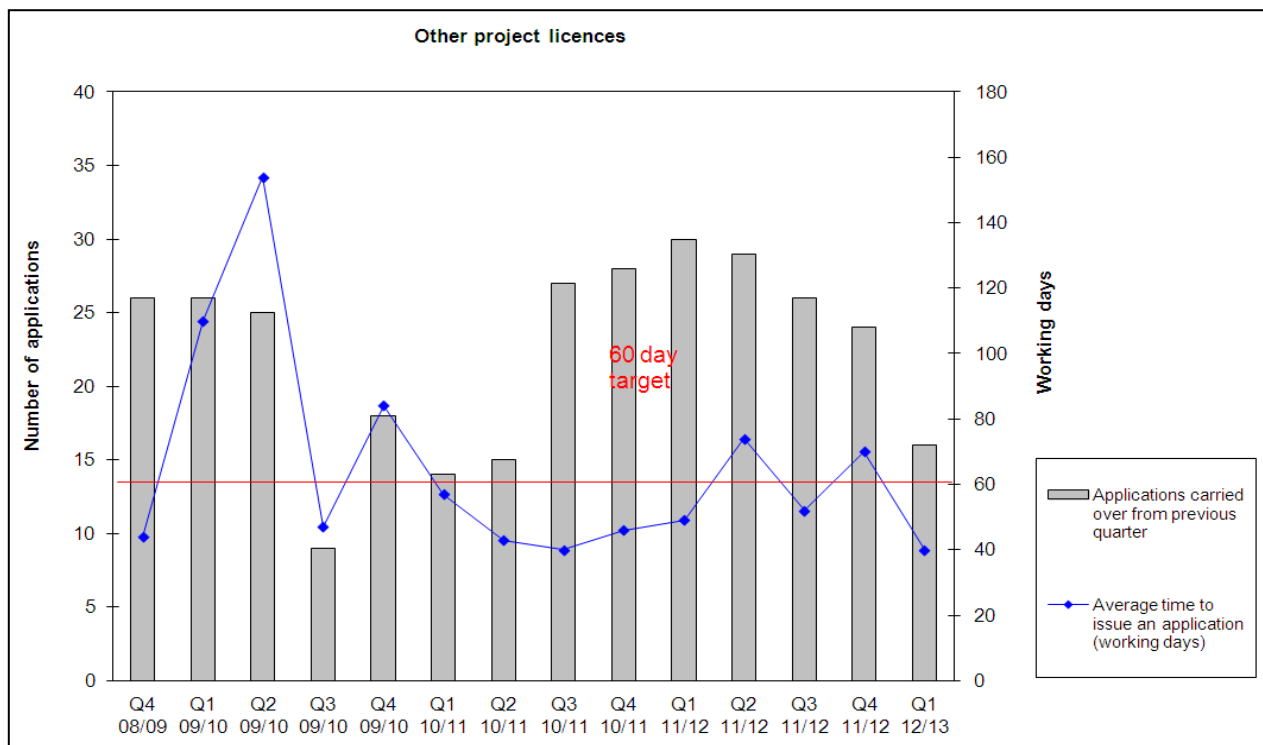


Figure 6 Other project licence history



Controlled waste regulation

DEC tracks the assessment and issuing of new Controlled Waste Carrier, vehicle and driver licence applications. The number of new licence applications issued by DEC since quarter 3 2009–2010 is shown in the graph below.

DEC has set a target to issue 90 per cent of all new licence applications within a 30 working day timeframe.

The trend set in earlier periods has continued with the first quarter of 2012–2013 seeing 100 per cent of the 171 applications being completed within the targeted timeframe of 30 working days.

Figure 7 Controlled waste licence quarterly approvals

