



Government of **Western Australia**  
Department of **Water and Environmental Regulation**

*We're working for  
Western Australia.*



---

## Annual report 2018-19

---

## Contents

### 01 1 Overview

- 2 Fast facts
- 3 2018–19 review
- 9 About us

### 02 21 Our operational performance

- 22 How we report on our operational performance
- 23 Strategy 1
- 38 Strategy 2
- 48 Strategy 3
- 71 Strategy 4
- 84 Strategy 5

### 03 91 Significant issues impacting the agency

### 04 95 Disclosures and legal compliance


- 96 Auditor General independent auditor's report
- 99 Financial statements
- 186 Ministerial directives
- 186 Other financial disclosures
- 187 Governance disclosures
- 191 Other legal requirements
- 194 Government policy requirements

#### Feature

- 28 Lightweight plastic bag ban and reducing single-use plastics
- 36 Revitalising Geographe Waterways
- 45 Container deposit scheme
- 60 Murujuga – hip bone sticking out
- 74 Lake Argyle: traditional owners recognised
- 83 Drone power over Mount Pierre Creek
- 89 Tina takes the lead in water licensing support

### 197 Appendices

- 198 A: Legislation
- 202 B: Summary of our services
- 204 C: Index to operational performance
- 206 Contact us
- 207 Feedback form



## Shortened forms

Term	Definition
<b>AAS</b>	Australian Accounting Standards
<b>CALD</b>	cultural and linguistically diverse backgrounds
<b>CSIRO</b>	Commonwealth Scientific and Industrial Research Organisation
<b>DFES</b>	Department of Fire and Emergency Services
<b>DMIRS</b>	Department of Mines, Industry Regulation and Safety
<b>DWER</b>	Department of Water and Environmental Regulation
<b>EPA</b>	Environmental Protection Authority
<b>FOGO</b>	food organics and garden organics
<b>FTE</b>	full-time equivalent

Term	Definition
<b>MLA</b>	Member of the Legislative Assembly
<b>MLC</b>	Member of the Legislative Council
<b>NAIDOC</b>	National Aborigines and Islanders Day Observance Committee
<b>NEPM</b>	National Environment Protection Measure
<b>OSH</b>	occupational safety and health
<b>PFAS</b>	per- and polyfluoroalkyl substances
<b>WALGA</b>	Western Australian Local Government Association
<b>WARR</b>	waste avoidance and resource recovery
<b>WIR</b>	Water Information Reporting
<b>WSS</b>	WestState Superannuation Scheme



---

## 03

### Significant issues impacting the agency

---



In 2018–19, we continued to develop and deliver on the government's priority to create a 'one-stop-shop' for industry and developers by integrating and streamlining Western Australia's water and environmental regulation. The creation of the new Regulatory Capability Division is driving the identification of regulatory innovation and integration initiatives for our regulatory reform program. This division will also be responsible for implementing the Environment Online initiative to consolidate upon the existing Water Online portal, creating a streamlined application, assessment and approvals process for both applicants and the department.

We obtained an improved cost recovery model for environmental regulation services, the additional revenue from which will be reinvested in the department to improve service delivery and efficiency in these services. The revenue will be used to employ additional staff in environmental regulation and compliance functions, and to invest in new systems including Environment Online. This investment will improve the timeliness of decision making on environmental assessments and ensure an appropriate response to the increasing demand for

environmental assessments and approvals relating to economic growth. The model will also better reflect the true cost of the department's environmental regulation for industry.

We introduced fees for assessing water licences and permit applications in the mining and public water supply scheme sectors. These will support effective regulation and sustainable management of the state's water resources. Reinvested revenue will be directed towards customer-centred service delivery and improved online systems.

From 1 July 2018, we implemented the government's ban on the supply of lightweight plastic bags in Western Australia to reduce the impacts of plastic waste on the environment. The department and its implementation partners have engaged with retailers and the community to raise awareness and support the introduction of the ban, including managing the potential impacts of the ban on consumers and businesses.

The government will introduce a new container deposit scheme, called Containers for Change, on 2 June 2020 to reduce litter, increase recycling rates and support social enterprises, charities and community organisations. Over 97 per cent of people who responded to our online survey support a container deposit scheme for Western Australia. The scheme is expected to generate 500 direct jobs and over 20 years, recycle an extra 6.6 billion containers, 5.9 billion of which would have gone to landfill and 706 million of which would have been littered. A coordinator has been announced for the scheme.

We continue to promote water sensitive urban design principles and advocate a waterwise approach to urban development. We will work with major developers and government agencies to ensure that major projects, such as the government's METRONET project, embrace waterwise design elements.

We are supporting the Environmental Protection Authority (EPA) to help tackle the high active assessment workload, which includes formal assessments of new proposals and schemes, changes to Ministerial-approved proposals and conditions, and approval of management plans required under Ministerial Statements. The trend in the high overall assessment workload continues from 140 in 2015–16 to 241 in 2018–19.

Additional resources are being used to carry out environmental assessments of significant proposals such as mining, oil and gas, infrastructure, processing plants and irrigated agriculture. The additional resources will help ensure projects are not delayed through the assessment process, enabling them to move into construction, development and production phases as quickly as possible.

As well as an increase in the volume of proposals, there has also been an increase in the complexity and variety of the projects coming to the EPA, which reflects the current diversity and innovation in the Western Australian economy. To future-proof the EPA from busy periods, we will be developing in 2019–20 an environmental accreditation scheme to enable environmental consultants


to conduct assessments to agreed standards. This is an important measure employed by the government to provide industry with the certainty and timeliness it needs to deliver jobs and economic growth in Western Australia.

Groundwater makes up about 70 per cent of Perth's water supply; half of the scheme supply and almost all the self-supply water used for parks, sporting grounds, horticulture, large gardens and around one in four backyard gardens. As a result of climate change, the south-west of Western Australia is experiencing declining annual rainfall. To ensure the sustainable use of groundwater resources in Perth, and to provide long-term supply, amenity and environmental benefits for the community, we are developing a new Gnamptarra water allocation plan. In parallel, the department is collaborating with local governments and other partners to investigate and identify longer term water supply strategies for local areas across the Perth and Peel region.

We will continue work to implement actions to reverse serious impacts in the Peel-Harvey and Leschenault estuaries, improve outcomes from offsets through the Pilbara Environmental Offsets Fund, and address the cumulative impacts of clearing.

We began work on a water allocation plan for the Fitzroy River to help in achieving objectives for the Fitzroy River contained in the government's plan for the Kimberley.

Administering our legal compliance and finances



# Appendices

## Appendix A: Legislation198

Legislation administered by the Department of Water and Environmental Regulation as at 30 June 2019198

Regulations administered by the Department of Water and Environmental Regulation as at 30 June 2019199

Other subsidiary legislation affecting our activities200

Other key legislation affecting our activities200

## Appendix B: Summary of our services202

## Appendix C: Index to operational performance204


## Contact us206

## Feedback form207

## Appendix A: Legislation

### Legislation administered by the Department of Water and Environmental Regulation as at 30 June 2019

- *Carbon Rights Act 2003*
- *Contaminated Sites Act 2003*
- *Country Areas Water Supply Act 1947*
- *Environmental Protection Act 1986*
- *Environmental Protection (Landfill) Levy Act 1998*
- *Litter Act 1979* [The Department of Water and Environmental Regulation is the agency principally assisting the Minister for Environment in the administration of this Act assisted by the Keep Australia Beautiful Council (Western Australia)]
- *Metropolitan Arterial Drainage Act 1982*
- *Metropolitan Water Supply, Sewerage and Drainage Act 1909*
- *National Environmental Protection Council (Western Australia) Act 1996*
- *Plumbers Licensing Act 1995* (except part 5A which is administered by the Minister for Commerce principally assisted by the Department of Mines, Industry Regulation and Safety) – alternative citations are *Water Services Coordination Act 1995* and *Water Licensing Act 1995*)
- *Rights in Water and Irrigation Act 1914*
- *Waste Avoidance and Resource Recovery Act 2007* [The Department of Water and Environmental Regulation is the agency principally assisting the Minister for Environment in the administration of this Act assisted by the Waste Authority]
- *Waste Avoidance and Resource Recovery Levy Act 2007* [The Department of Water and Environmental Regulation is the agency principally assisting the Minister for Environment in the administration of this Act assisted by the Waste Authority]
- *Water Agencies (Powers) Act 1984*
- *Water Agencies Restructure (Transitional and Consequential Provisions) Act 1995*
- *Water Corporations Act 1995*
- *Water Efficiency Labelling and Standards Act 2006*
- *Water Resources Legislation Amendment Act 2007*
- *Water Services Act 2012*
- *Water Services Coordination Act 1995*
- *Water Services Licensing Act 1995*
- *Waterways Conservation Act 1976*





## Regulations administered by the Department of Water and Environmental Regulation as at 30 June 2019

- Clean Air (Determination of Air Impurities in Gases Discharged to the Atmosphere) Regulations 1983
- Contaminated Sites Regulations 2006
- Country Areas Water Supply (Clearing Licence) Regulations 1981
- Environmental Protection (Abattoirs) Regulations 2001
- Environmental Protection (Abrasive Blasting) Regulations 1998
- Environmental Protection (Clearing of Native Vegetation) Regulations 2004
- Environmental Protection (Concrete Batching and Cement Product Manufacturing) Regulations 1998
- Environmental Protection (Controlled Waste) Regulations 2004
- Environmental Protection (Fibre Reinforced Plastics) Regulations 1998
- Environmental Protection (Goldfields Residential Areas) (Sulfur Dioxide) Regulations 2003
- Environmental Protection (Kwinana) (Atmospheric Wastes) Regulations 1992
- Environmental Protection (Metal Coating) Regulations 2001
- Environmental Protection (NEPM-NPI) Regulations 1998
- Environmental Protection (NEPM-UPM) Regulations 2013
- Environmental Protection (Noise) Regulations 1997
- Environmental Protection (Packaged Fertiliser) Regulations 2010
- Environmental Protection (Petrol) Regulations 1999
- Environmental Protection (Plastic Bag) Regulations 2018
- Environmental Protection (Recovery of Vapours from the Transfer of Organic Liquids) Regulations 1995
- Environmental Protection (Rural Landfill) Regulations 2002
- Environmental Protection (Solid Fuel Burning Appliances and Firewood Supply) Regulations 1998
- Environmental Protection (Unauthorised Discharges) Regulations 2004
- Environmental Protection Regulations 1987
- Litter Regulations 1981
- Noise Abatement (Noise Labelling of Equipment) Regulations (No. 2) 1985
- Plumbers Licensing and Plumbing Standards Regulations 2000
- Rights in Water and Irrigation Regulations 2000

## Other subsidiary legislation affecting our activities

- Waste Avoidance and Resource Recovery (Container Deposit Scheme) Regulations 2019
- Waste Avoidance and Resource Recovery Regulations 2008
- Waste Avoidance and Resource Recovery Amendment Regulations 2019
- Waste Avoidance and Resource Recovery Levy Regulations 2008
- Water Agencies (Entry Warrant) Regulations 1985
- Water Agencies (Infringements) Regulations 1994
- Water Corporations (Transitional Provisions) Regulations 2013
- Water Services Regulations 2013
- Water Services Coordination Regulations 1996
- Water Services (Water Corporations Charges) Regulations 2014
- Waterways Conservation Regulations 1981

For all other subsidiary legislation including by-laws, notices, declarations, proclamations, approvals, exemptions, orders, policy, pollution control areas, vesting orders, irrigation districts, standards, and guidelines, please go to: [www.legislation.wa.gov.au](http://www.legislation.wa.gov.au)

## Other key legislation affecting our activities

In the performance of our functions, the department complied with the following laws:





- *Aboriginal Heritage Act 1972*
- *Auditor General Act 2006*
- *Corruption and Crime Commission Act 2003*
- *Disability Services Act 1993*
- *Equal Opportunity Act 1984*
- *Financial Management Act 2006*
- *Freedom of Information Act 1992*
- *Government Employees Housing Act 1964*
- *Industrial Relations Act 1979*
- *National Environmental Protection Council Act 1997 (Cwlth)*
- *Long Service Leave Act 1958*
- *Minimum Conditions of Employment Act 1993*
- *Native Title Act 1993 (Cwlth)*
- *Occupational Safety and Health Act 1984*
- *Public Interest Disclosure Act 2003*

- *Public Sector Management Act 1994*
- *Salaries and Allowances Act 1975*
- *State Records Act 2000*
- *State Supply Commission Act 1991*
- *Workers' Compensation and Injury Management Act 1981*








## Appendix B: Summary of our services

We support the government goal of 'Better places: A quality environment with liveable and affordable communities and vibrant regions'. The diagram below illustrates the relationship between our services and desired outcomes, and the government goal to which we contribute. See [Section 04](#) for more detail.

Government goal: Better places: A quality environment with liveable and affordable communities and vibrant regions			
Outcome	Key effectiveness indicator	Services	Key efficiency indicator
<b>1</b> Western Australia's growth and development is supported by the sustainable management of water resources for the long term benefit of the state	<ul style="list-style-type: none"> <li>Proportion of stakeholders who perceive the department to be effectively managing the state's water as a resource for sustainable, productive use</li> <li>Proportion of priority growth areas that have a water supply planning strategy</li> </ul>	 1. Water information and advice	<ul style="list-style-type: none"> <li>Proportion of statutory referrals from decision-making authorities where advice is provided within target timeframes</li> <li>Average cost per statutory referral assessment</li> <li>Average cost per water measurement site managed</li> </ul>
		 2. Water planning, allocation and optimisation	<ul style="list-style-type: none"> <li>Average cost per plan, report or guidance document to support water planning, allocation and optimisation</li> <li>Average cost per hour of scientific support for water planning, allocation and optimisation</li> </ul>
		 3. Water regulation, licensing and industry governance	<ul style="list-style-type: none"> <li>Average cost of assessing a water licence application by risk assessment category</li> <li>Average time taken (days) to assess a licence application by risk assessment category</li> <li>Average cost of compliance monitoring and enforcement action</li> </ul>
<b>2</b> Emissions, discharges and clearing of native vegetation are effectively regulated to avoid unacceptable risks to public health and the environment	<ul style="list-style-type: none"> <li>Percentage of regulatory compliance activities completed as planned</li> <li>Percentage of potential environmental risks identified during compliance monitoring program that are rectified within two months</li> </ul>	 4. Environmental regulation	<ul style="list-style-type: none"> <li>Average cost per works approval and licence application</li> <li>Average cost per native vegetation clearing permit application</li> </ul>



**Government goal: Better places: A quality environment with liveable and affordable communities and vibrant regions**

Outcome	Key effectiveness indicator	Services	Key efficiency indicator
<b>3</b> Development and implementation of strategic policy and legislation that promoted sustainable environmental outcomes	Percentage of advice and recommendations that met Ministerial approval, without the need for significant modification	 5. Water and environment policy	Average cost per hour of policy advice and recommendations
<b>4</b> Waste avoided and the recovery of materials from landfill maximised	<ul style="list-style-type: none"> <li>Percentage of municipal solid waste reported as diverted from landfill through recycling compared to waste strategy target in the Perth metropolitan region</li> <li>Percentage of commercial and industrial waste reported as diverted from landfill through recycling compared to the statewide waste strategy target</li> <li>Percentage of construction and demolition waste reported as diverted from landfill through recycling compared to the statewide waste strategy target</li> </ul>	 6. Waste strategies	Cost of landfill levy compliance as a percentage of landfill levy income collected
<b>5</b> Quality advice to the EPA and the Minister for Environment on significant proposals and environmental issues	<ul style="list-style-type: none"> <li>The EPA's satisfaction with the department's Environmental Impact Assessment (EIA) service, during the year, in line with Best Practice Principles of EIA</li> <li>Percentage of project-specific conditions which did not require significant change following the appeal process</li> <li>Percentage of assessments that met agreed timelines</li> <li>The EPA's satisfaction with the department's provision of environmental management services during the year</li> </ul>	 7. Environmental impact assessment services to the EPA	Cost per standardised unit of assessment output
		 8. Environmental management services to the EPA	Cost per standardised unit of environmental management services output
<b>6</b> Compliance with Ministerial statement implementation conditions are monitored effectively	The number of Ministerial statements audited compared to targets	 9. Compliance monitoring services to the Minister for Environment	Average cost per environmental audit completed

## Appendix C: Index to operational performance

See [Section 02](#) for more detail.

### Strategy 1

#### Sharing responsibility for water and the environment

Our climate . . . . .	24
Electric vehicles . . . . .	24
Waste Avoidance and Resource Recovery Strategy 2030 . . . . .	25
Waste Reform Advisory Group . . . . .	26
Cockburn community volunteers . . . . .	27
Dust monitoring . . . . .	27
Fitzroy River catchment . . . . .	30
Rural water planning . . . . .	30
Water deficiency declarations . . . . .	31
Gingin: investing in community . . . . .	32
Armadale drainage works . . . . .	33
Regional estuaries . . . . .	33
Aboriginal Water and Environmental Advisory Group . . . . .	34
Other shared activities . . . . .	34

### Strategy 2

#### Delivering effective legislation and policy

Waste not, want not . . . . .	39
If it didn't grow, it's not FOGO . . . . .	40
Hazardous waste in the household . . . . .	41

Waste Wise Schools expansion . . . . .	41
Controlled waste . . . . .	42
MyCouncil website expanded to include waste data . . . . .	42
Waste levy . . . . .	43
Updating the <i>Environmental Protection Act 1986</i> . . . . .	43
Guidance . . . . .	44
Managing groundwater . . . . .	46
Water policies . . . . .	47

### Strategy 3

#### Being a responsive and credible regulator

Balancing environmental values and growth . . . . .	49
Industry regulation . . . . .	49
Improving delivery . . . . .	49
Environmental impact assessment . . . . .	50
Development proposals . . . . .	50
Planning schemes and scheme amendments . . . . .	50
Formal assessment . . . . .	50
Completed assessments . . . . .	52
EPA guidelines and procedures framework review . . . . .	52
Contaminated sites . . . . .	53

Port Hedland dust management . . . . .	54
Controlling odour emissions . . . . .	54
Illegal dumping and littering . . . . .	55
Significant incidents response . . . . .	56
New intelligence branch . . . . .	57
Emergency preparedness . . . . .	57
Native vegetation . . . . .	58
Native vegetation regulation . . . . .	58
Managing roadside vegetation . . . . .	59
Clearing statistics webpage . . . . .	59
Water licensing . . . . .	61
Delivery of water licences . . . . .	62
Protecting drinking water sources . . . . .	63
Compliance and enforcement . . . . .	64
Environmental compliance . . . . .	64
Waste levies compliance . . . . .	65
Environmental breaches . . . . .	66
Water compliance . . . . .	66
Cost recovery . . . . .	67
Water licensing fees . . . . .	68
Online services . . . . .	69
Environment Online . . . . .	69
Water information reporting . . . . .	69
Water Online . . . . .	70



#### Strategy 4 Delivering trusted information, science and evidence-based advice

Biodiversity surveys . . . . .	72
Marine ecosystems . . . . .	72
Environmental noise . . . . .	73
PFAS management plan . . . . .	73
Land use planning advice . . . . .	76
Surface water and groundwater investigations . . . . .	76
Healthy rivers . . . . .	79
Aquatic science . . . . .	79
Water for Peel Food Zone . . . . .	80

High value horticulture . . . . .	80
Finding water in southern forests . . . . .	80
Distinctive water model . . . . .	82

#### Strategy 5 Building organisational excellence

Prime House officially opened . . . . .	85
Our first Reconciliation Action Plan . . . . .	85
Awards and recognition . . . . .	86
Graduation ceremony . . . . .	87
Stakeholder survey . . . . .	88
Diversity and inclusion . . . . .	88
Students bring fresh knowledge and skills . . . . .	89

#### Features

Lightweight plastic bag ban and reducing single-use plastics . . . . .	28
Revitalising Geographe Waterways . . . . .	36
Container deposit scheme . . . . .	45
Murujuga – hip bone sticking out . . . . .	60
Lake Argyle: traditional owners recognised . . . . .	74
Drone power over Mount Pierre Creek . . . . .	83
Tina takes the lead in water licensing support . . . . .	89

## Contact us

### Head office

Prime House  
8 Davidson Terrace  
Joondalup WA 6027

Locked Bag 10  
Joondalup DC WA 6919

Ph: 08 6364 7000  
Fax: 08 6364 7001  
[info@dwer.wa.gov.au](mailto:info@dwer.wa.gov.au)  
[dwer.wa.gov.au](http://dwer.wa.gov.au)



### Regional offices

#### Swan Avon region

##### ► Victoria Park regional office

7 Ellam Street  
Victoria Park WA 6100

Ph: 08 6250 8000  
[ellamreception@dwer.wa.gov.au](mailto:ellamreception@dwer.wa.gov.au)

##### ► Swan measurement office

105 Kew Street  
Welshpool WA 6106

Phone: 08 9355 6237

#### Kwinana Peel region

##### ► Kwinana Peel regional office

107 Breakwater Parade  
Mandurah Ocean Marina

PO Box 332  
Mandurah WA 6210

Ph: 08 9550 4222  
[peel@dwer.wa.gov.au](mailto:peel@dwer.wa.gov.au)

#### South West region

##### ► Bunbury regional office

35–39 McCombe Road  
Bunbury WA 6230

PO Box 261  
Bunbury WA 6231

Ph: 08 9726 4111  
[bunbury.admin@dwer.wa.gov.au](mailto:bunbury.admin@dwer.wa.gov.au)

##### ► Geographe Capes district office

Suite 1A/72 Duchess Street  
Busselton WA 6280

PO Box 269  
Busselton WA 6280

Ph: 08 9781 0111  
[busselton.admin@dwer.wa.gov.au](mailto:busselton.admin@dwer.wa.gov.au)

##### ► Warren Blackwood district office

52 Bath Street  
Manjimup WA 6258

Ph: 08 9726 4111  
[bunbury.admin@dwer.wa.gov.au](mailto:bunbury.admin@dwer.wa.gov.au)

#### Goldfields region

##### ► Kalgoorlie regional office

32 Brookman Street  
Kalgoorlie WA 6430

Locked Bag 33 Cloisters Square  
Perth WA 6850

Ph: 08 9000 1806  
[info@dwer.wa.gov.au](mailto:info@dwer.wa.gov.au)

#### Mid West Gascoyne region

##### ► Geraldton regional office

20 Gregory Street  
Geraldton WA 6530

PO Box 73  
Geraldton WA 6531

Ph: 08 9965 7400  
[midwestgascoyne@dwer.wa.gov.au](mailto:midwestgascoyne@dwer.wa.gov.au)

##### ► Carnarvon regional office

211 Robinson Street  
Carnarvon WA 6701

PO Box 81  
Carnarvon WA 6701

Ph: 08 9941 6100  
[midwestgascoyne@dwer.wa.gov.au](mailto:midwestgascoyne@dwer.wa.gov.au)



## North West region

### ► Broome regional office

111 Herbert Street  
Broome WA 6725

PO Box 65  
Broome, WA 6725

Ph: 08 9157 9810  
[info@dwer.wa.gov.au](mailto:info@dwer.wa.gov.au)

### ► Karratha regional office

The Quarter  
Level 2, 25 Sharpe Avenue  
Karratha WA 6714

Locked Bag 33 Cloisters Square  
Perth WA 6850

Ph: 08 9144 0200  
[northwest@dwer.wa.gov.au](mailto:northwest@dwer.wa.gov.au)

### ► Kununurra regional office

27 Victoria Highway

PO Box 625  
Kununurra WA 6743

Ph: 08 9166 4100  
[kunadmin@dwer.wa.gov.au](mailto:kunadmin@dwer.wa.gov.au)



## South Coast region

### ► Esperance regional office

92 Dempster Street  
Esperance WA 6450

PO Box 234  
Esperance WA 6450

[info@dwer.wa.gov.au](mailto:info@dwer.wa.gov.au)

### ► Albany regional office

5 Bevan Street  
Albany WA 6331

PO Box 525  
Albany WA 6331

Ph: 08 9841 0100  
[southcoast@dwer.wa.gov.au](mailto:southcoast@dwer.wa.gov.au)

## Feedback form

Your feedback on our 2018–19 annual report would be greatly appreciated. We will use your comments to help improve the clarity and presentation of our publications. Thank you.

### ► Did the report help you understand the department, its purpose, services and performance?

not at all | not really | somewhat | yes | absolutely

### ► Did you find the design and presentation functional and effective?

not at all | not really | somewhat | yes | absolutely

### ► Was the report clear, concise and easy to read?

not at all | not really | somewhat | yes | absolutely

### ► Did you find the structural format of the report simple and logical?

not at all | not really | somewhat | yes | absolutely

When completed please return to:

**Corporate Communications**

Email: [communications@dwer.wa.gov.au](mailto:communications@dwer.wa.gov.au)

or

Mail to:

Department of Water and Environmental Regulation  
Locked Bag 10  
Joondalup DC WA 6919

Please send your comments by 5 pm, 6 December 2019

---

## Department of Water and Environmental Regulation

Prime House  
8 Davidson Terrace  
Joondalup WA 6027  
Telephone +61 8 6364 7000  
Facsimile +61 8 6364 7001

National Relay Service 13 36 77

[www.dwer.wa.gov.au](http://www.dwer.wa.gov.au)

Find us on Twitter [@DWER\\_WA](https://twitter.com/DWER_WA)

---