



INDEPENDENT  
MARKET  
OPERATOR

# GBB End of Year Summary

Brigid Reilly / Paul Tetley

GAB Meeting No. 18

16<sup>th</sup> December 2014



# Contents

## GBB Changes 2014

- Participant/Facility Registration
- Mondarra Storage Facility
- GBB usage

## GBB Statistics 2014

- Production Facilities
- Pipelines Actual Flows
- Peak Gas Usage Day

## EMF Activation

- Timeline of Events
- Website Usage during EMF

## GBB 2015

- Patch to fix GBB submissions bug
- Changes to GSI fee allocation
- GBB 1.4

## Changes in the GBB 2014

Gas Statistics 2014

EMF Activation

GBB 2015



# Changes in GBB 2014

- 4 Participant Registrations
- 3 Participant Deregistrations
- 1 Facility Registration
- Mondarra Storage Facility changed operational profile in January 2014
- Other
  - GBB release of version 1.3 went into production 27/08/2014
  - GGP (Goldfields Gas Pipeline) completed expansion which increased it's nameplate capacity from 175 TJ/day to 203 TJ/day on 26/09/2014

# Changes in Participant/Facility Registration 2014

## Participants Registration Events

| Company Name                        | GBB Participant Code | Participant Type                 | Date of Registration |
|-------------------------------------|----------------------|----------------------------------|----------------------|
| Northern Star Resources Ltd         | NTHERNSTAR           | Gas Shipper                      | 17/03/2014           |
| APT Facility Management Pty Limited | APT                  | Gas Shipper                      | 1/04/2014            |
| Sub161 Pty Ltd                      | SUB161               | Facility Operator<br>Gas Shipper | 28/06/2014           |
| Chevron Australia Pty Ltd           | CHEVRON              | Facility Operator<br>Gas Shipper | 10/11/2014           |

## Participants Deregistration Events

| Company Name                                  | GBB Participant Code | Participant Type | Date of Deregistration |
|---|----------------------|------------------|------------------------|
| Energy Retail Corporation (t/a Synergy)       | SYNERGY              | Gas Shipper      | 31/12/2013             |
| Newmont Yandal Operations Pty Ltd             | NMONTYAN             | Gas Shipper      | 30/06/2014             |
| Xstrata Nickel Australasia Operations Pty Ltd | XTRATA               | Gas Shipper      | 1/04/2014              |

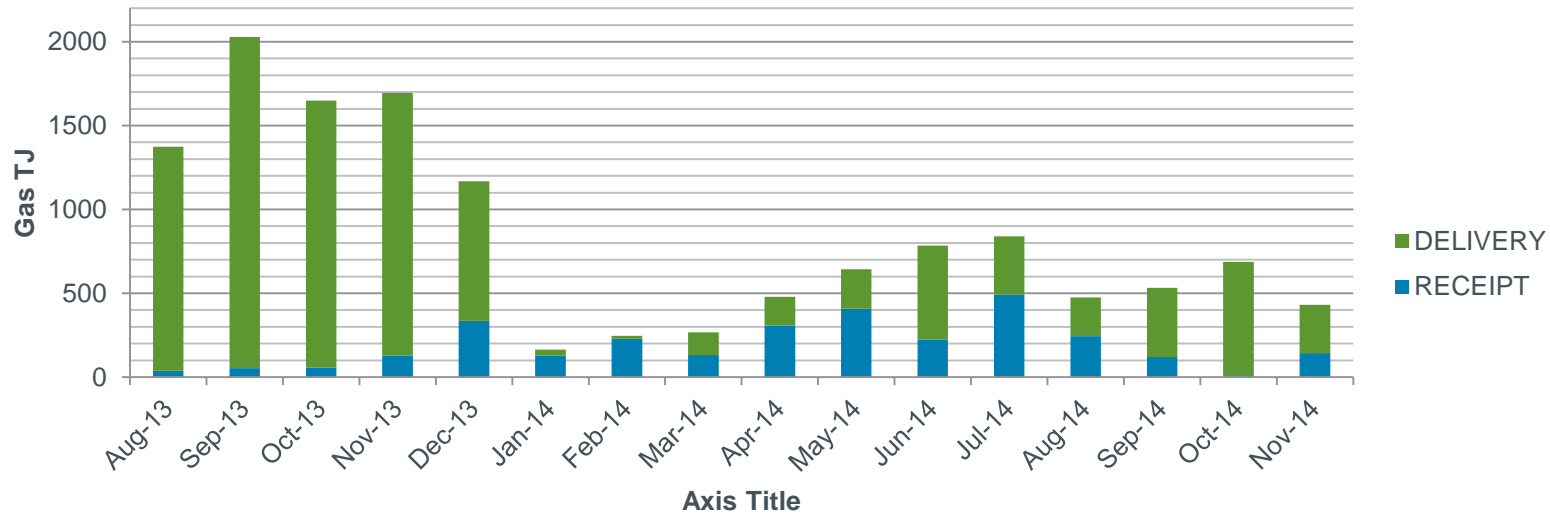
## Facility Registration

| Name of Facility Operator | GBB Participant Code for Facility Operator | Facility Type | Date of Facility Registration |
|---------------------------|--|---------------|-------------------------------|
| Sub 161 Pty Ltd           | SUB161                                     | Large User    | 7/07/2014                     |

# Mondarra Storage Facility

- Mondarra Storage Facility (Capacity 18,000TJ) changed operational profile in January 2014
- Utilised by the pipeline July 2014 - primarily delivering into the pipeline to meet high demand

## Mondarra Storage Facility Aug 2013 - Nov 2014



# 2014 GBB Usage Statistics

## Audience Overview

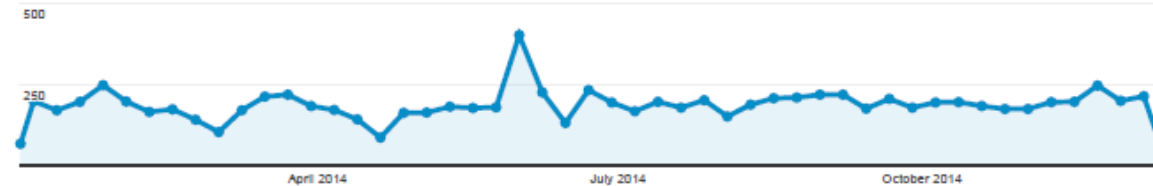
Jan 1, 2014 - Dec 14, 2014

All Sessions  
100.00%

+ Add Segment

### Overview

Sessions



Sessions

9,400



Users

2,625



Pageviews

9,768



Pages / Session

1.04



Avg. Session Duration

00:05:02



Bounce Rate

2.81%

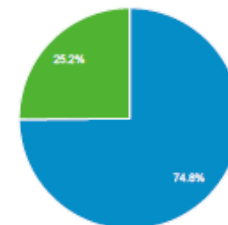


% New Sessions

25.16%



Returning Visitor New Visitor



Changes in the GBB 2014

Gas Statistics 2014

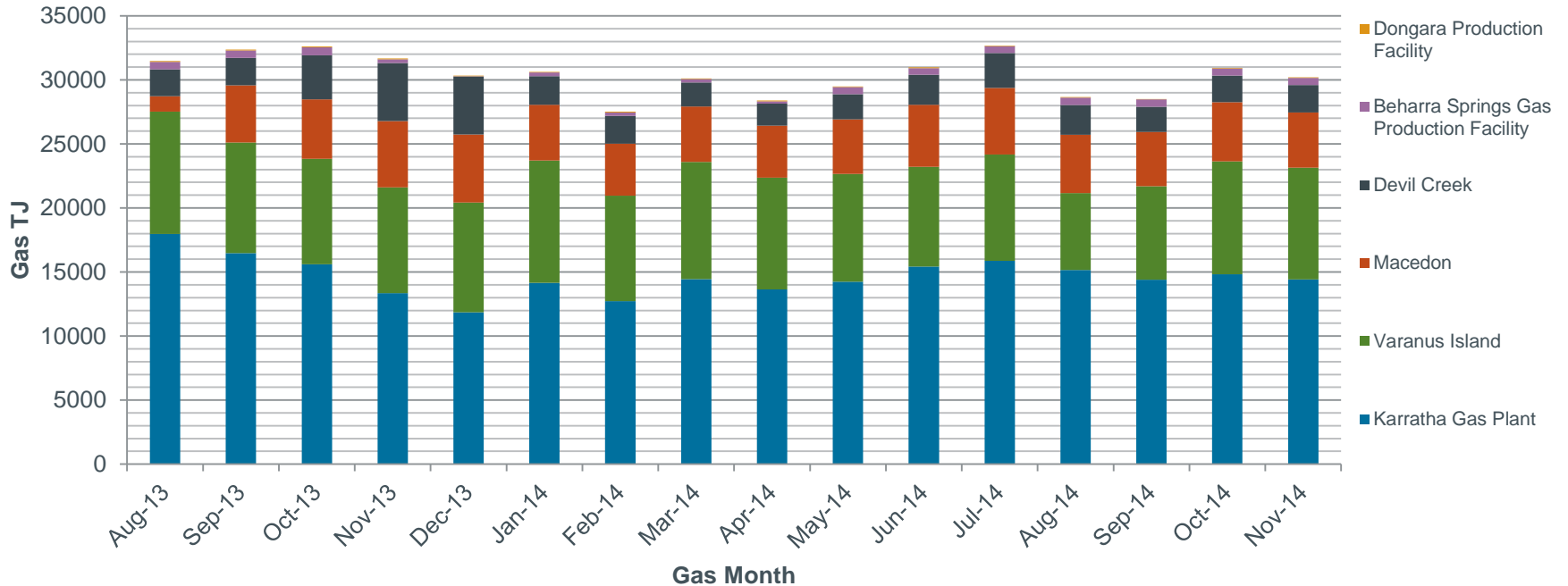
EMF Activation

GBB 2015



# Production Facilities

## Production Facilities Output TJ Aug 2013 - Nov 2014

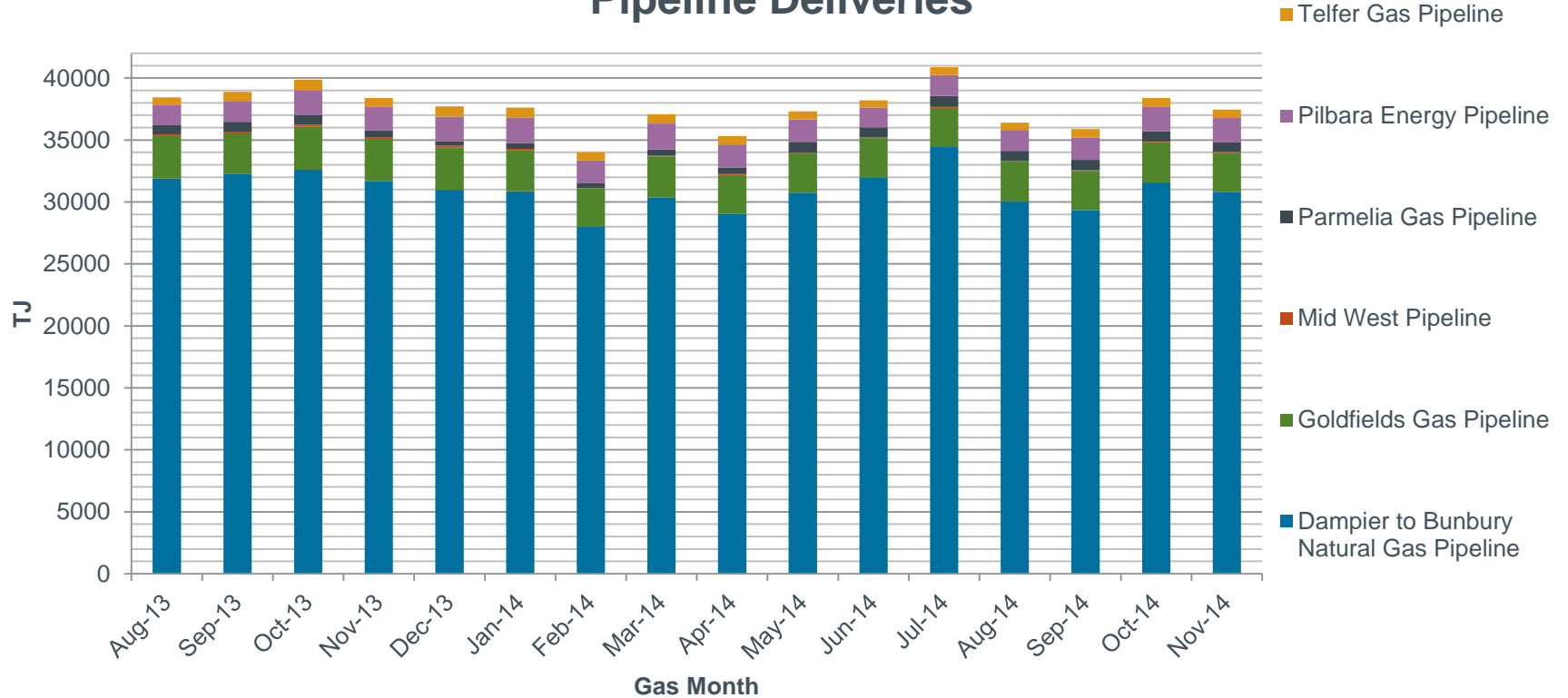


# Production Facilities % of Gas Produced

| Gas Month | Karratha Gas Plant | Varanus Island | Macedon | Devil Creek | Beharra Springs Gas Production Facility | Dongara Production Facility |
|-----------|--------------------|----------------|---------|-------------|---|-----------------------------|
| Aug-13    | 57.1               | 30.3           | 3.9     | 6.6         | 1.9                                     | 0.2                         |
| Sep-13    | 50.9               | 26.7           | 13.8    | 6.6         | 1.8                                     | 0.2                         |
| Oct-13    | 47.9               | 25.2           | 14.2    | 10.6        | 1.9                                     | 0.2                         |
| Nov-13    | 42.1               | 26.1           | 16.3    | 14.3        | 1.0                                     | 0.2                         |
| Dec-13    | 39.1               | 28.2           | 17.5    | 14.9        | 0.1                                     | 0.2                         |
| Jan-14    | 46.2               | 31.1           | 14.2    | 7.3         | 0.9                                     | 0.2                         |
| Feb-14    | 46.2               | 30.0           | 14.7    | 7.9         | 1.0                                     | 0.2                         |
| Mar-14    | 48.0               | 30.4           | 14.3    | 6.2         | 0.9                                     | 0.2                         |
| Apr-14    | 48.0               | 30.8           | 14.3    | 6.1         | 0.7                                     | 0.2                         |
| May-14    | 48.3               | 28.5           | 14.4    | 6.7         | 1.9                                     | 0.2                         |
| Jun-14    | 49.8               | 25.1           | 15.6    | 7.6         | 1.7                                     | 0.2                         |
| Jul-14    | 48.5               | 25.4           | 15.9    | 8.3         | 1.7                                     | 0.1                         |
| Aug-14    | 52.9               | 21.0           | 15.9    | 8.1         | 2.0                                     | 0.2                         |
| Sep-14    | 50.5               | 25.6           | 14.9    | 6.9         | 2.0                                     | 0.1                         |
| Oct-14    | 47.9               | 28.5           | 14.9    | 6.7         | 1.8                                     | 0.2                         |
| Nov-14    | 47.8               | 28.9           | 14.2    | 7.1         | 1.8                                     | 0.1                         |

# Pipeline Deliveries

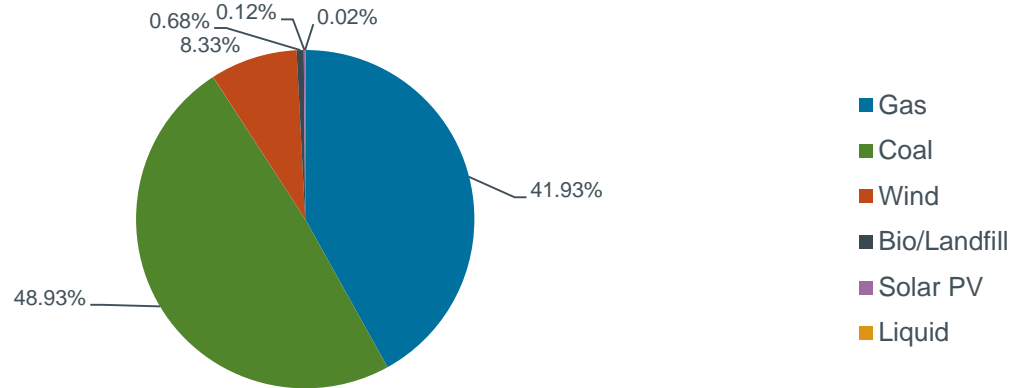
## Pipeline Deliveries



# Gas Usage Seasonality – Peak day (1/4)

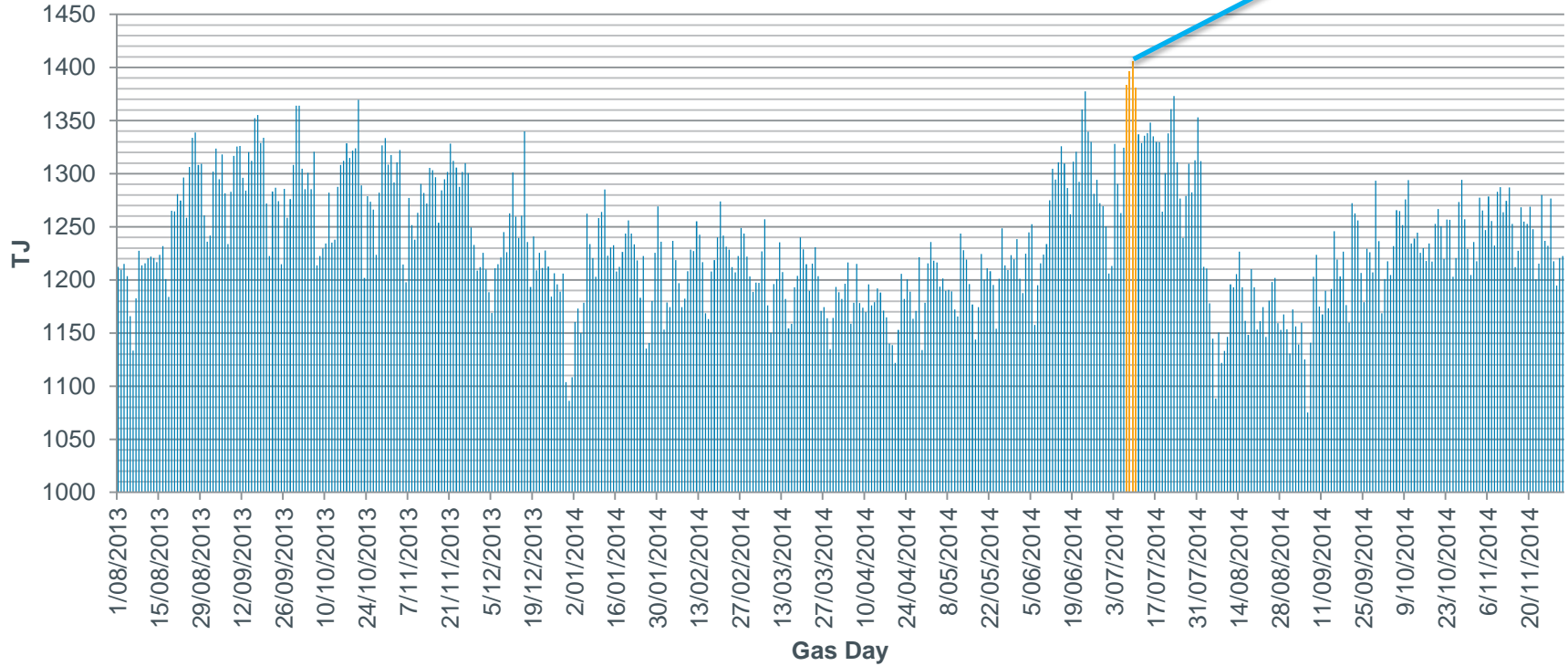
- Annual Average % of Gas Generation in the SWIS is 42% (see chart below)
- Gas Usage Peak experienced between 07/07/2014 and 10/07/2014
- Coal outages on the SWIS of between ~500 – 750MW of coal around these days
- Gas provided > 2000MW of Electricity Generation in the SWIS on 10/07/2014

## % Generation Fuel Mix Dec 2013 – Nov 2014



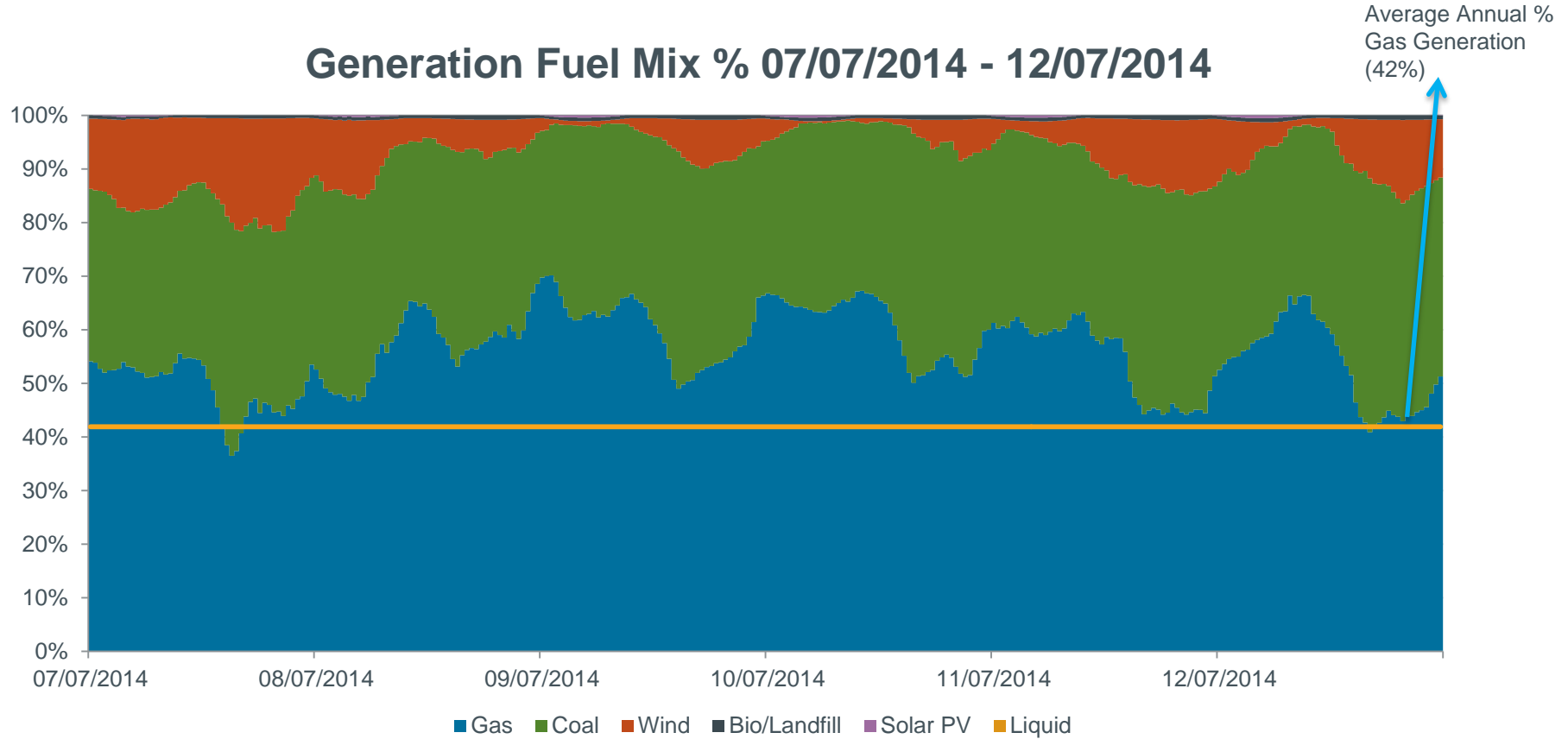
# Gas Usage Seasonality – Peak day (2/4)

## Sum of Pipeline Deliveries 1/08/2013 - 1/12/2014



# Gas Usage Seasonality – Peak day (3/4)

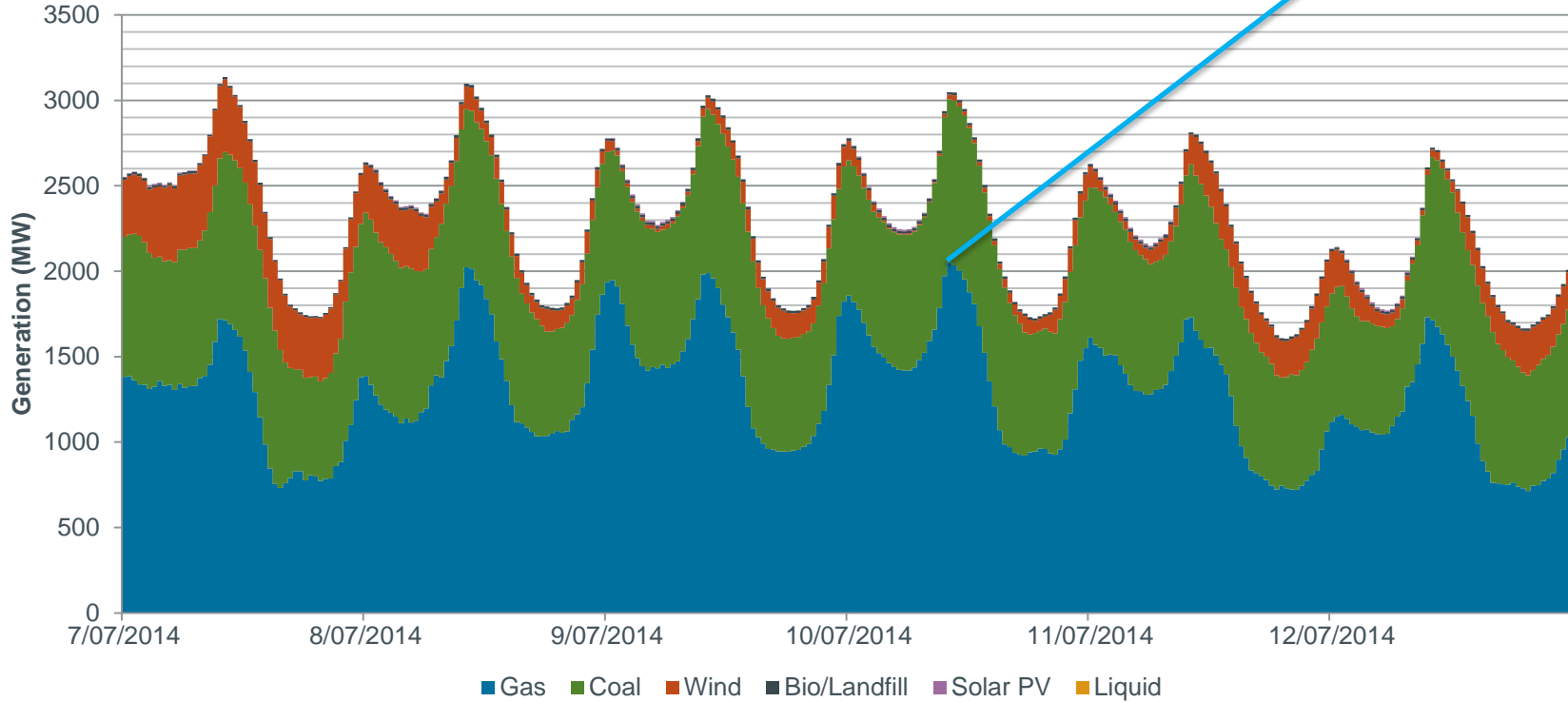
## Generation Fuel Mix % 07/07/2014 - 12/07/2014



# Gas Usage Seasonality – Peak day (4/4)

## Total MW Generation 07/07/2014 - 12/07/2014

2050MW of Gas  
Generation at  
10/07/2014 18:00



Changes in the GBB 2014

Gas Statistics 2014

EMF Activation

GBB 2015



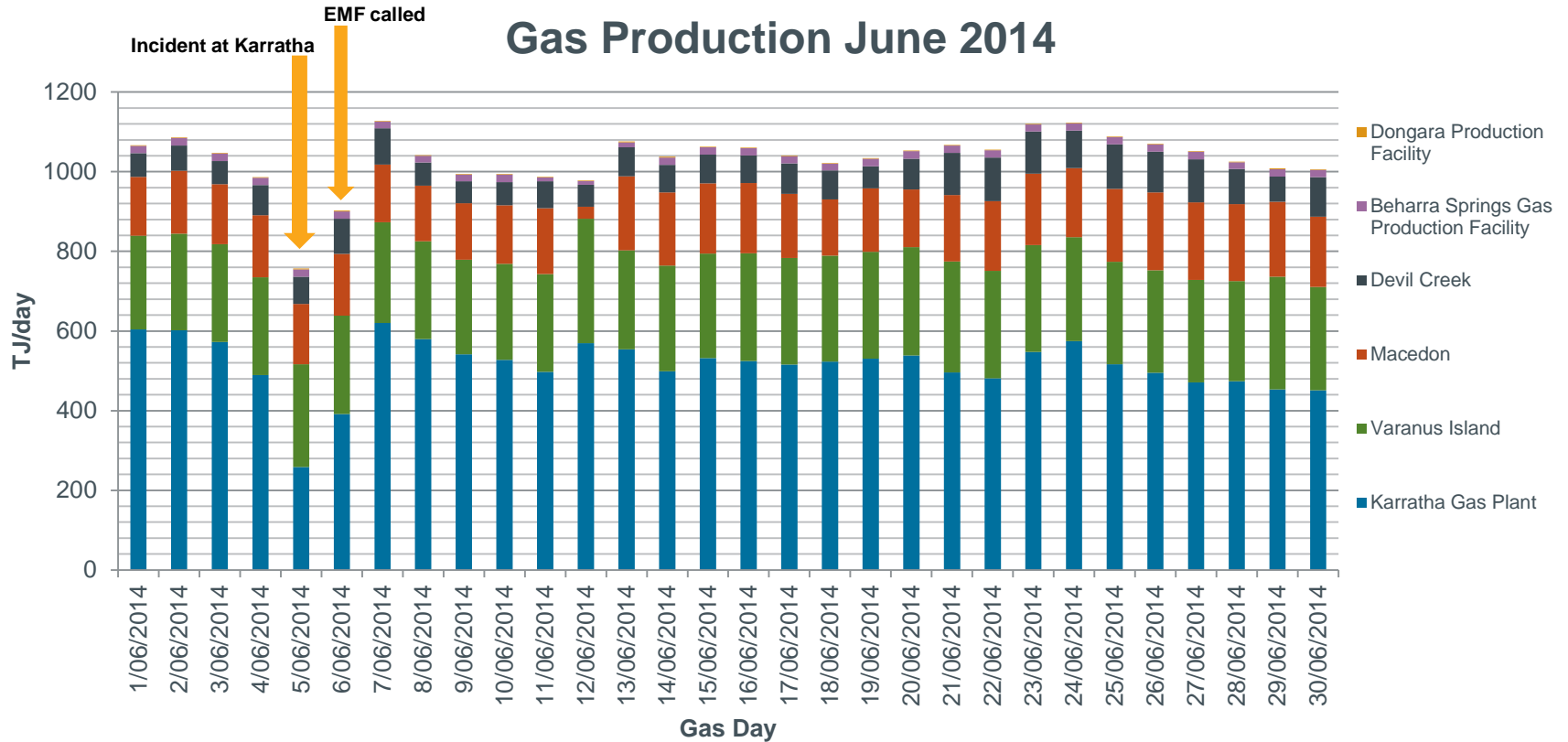


# EMF Activation June 6<sup>th</sup> 2014 (1/2)

## Timeline of Events

- Two domestic gas trains ceased operation at Karratha Gas Plant 05/06/2014 20:10PM
- PUO issued Activation of the EMF at 06/06/2014 2:27PM
- EMF Activated on GBB 06/06/2014 3:00PM
- Partially restored operations at Karratha at 06/06/2014 2:10PM
- Gas Participants are advised of their data requirements under the EMF at 06/06/2014 5:17PM
- PUO issued Deactivation of the EMF at 07/06/2014 9:41AM
- EMF Deactivated on GBB 07/06/2014 9:59AM
- Mondarra Storage facility delivered 87TJ into pipeline on the 6/06/2014 (Daily Average 7.1TJ)

# EMF Activation June 6<sup>th</sup> 2014 (2/2)



# Linepack Capacity Adequacy 06/06/2014

## Linepack Capacity Adequacy



3 day outlook from Gas Day 06/06/2014, as at 06/06/2014 17:38:33

| Facility                                | Zone       | 06/06 | 07/06 | 08/06 |
|---|------------|-------|-------|-------|
| Dampier to Bunbury Natural Gas Pipeline | Dampier    | RED   | RED   | AMBER |
| Dampier to Bunbury Natural Gas Pipeline | Metro      | AMBER | AMBER | AMBER |
| Dampier to Bunbury Natural Gas Pipeline | South-West | AMBER | AMBER | AMBER |
| Goldfields Gas Pipeline                 | Goldfields | GREEN | GREEN | GREEN |
| Goldfields Gas Pipeline                 | Kalgoorlie | GREEN | GREEN | GREEN |
| Goldfields Gas Pipeline                 | Pilbara    | GREEN | GREEN | GREEN |
| Mid West Pipeline                       | Mid-West   | GREEN | GREEN | GREEN |
| Mondarra Gas Storage Facility           |            | GREEN | GREEN | GREEN |
| Parmelia Gas Pipeline                   | Parmelia   | GREEN | GREEN | GREEN |
| Pilbara Energy Pipeline                 | Karratha   | GREEN | GREEN | GREEN |
| Telfer Gas Pipeline                     | Telfer     | GREEN | GREEN | GREEN |

# GBB Usage over EMF Activation



gbb.imowa.com.au - <https://gbb.imowa.com.au> - [Go to this report](#)  
GBB-PRODUCTION

## Audience Overview

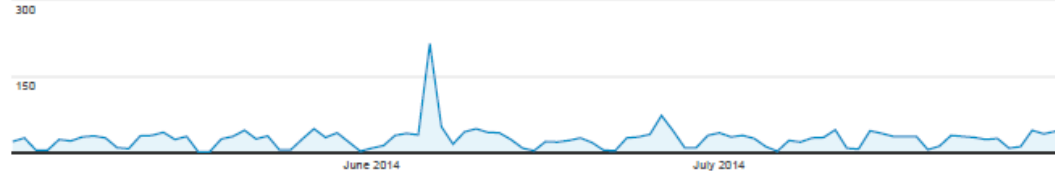
May 1, 2014 - Jul 31, 2014

All Sessions  
100.00%

+ Add Segment

Overview

Sessions



Sessions

2,666



Users

854



Pageviews

2,843



Pages / Session

1.07



Avg. Session Duration

00:04:14



Bounce Rate

2.29%

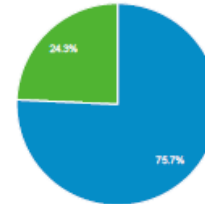


% New Sessions

24.23%



Returning Visitor New Visitor



Changes in the GBB 2014

Gas Statistics 2014

EMF Activation

GBB 2015

# GBB 2015

- Patch to fix GBB submissions bug
  - Fix for IE v8 Submissions bug error message – due to be released late December
- Changes to GSI fee allocation starting Q1 2015
  - Rule change (GRC\_2014\_01) to allocate fees 50:50 between Shippers and Producers
- GBB 1.4 Expected Release Early Q2 2015
  - Bulk query for retrieving historical data for:
    - Actual Flows
    - End User Consumption
    - Large User Consumption
    - Large User Consumption by Category
  - Other suggested improvements??