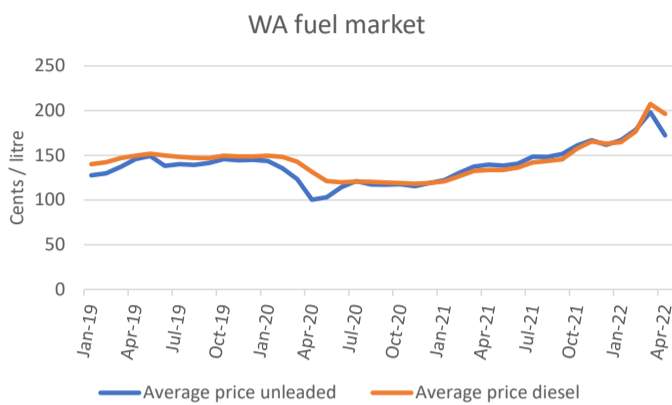


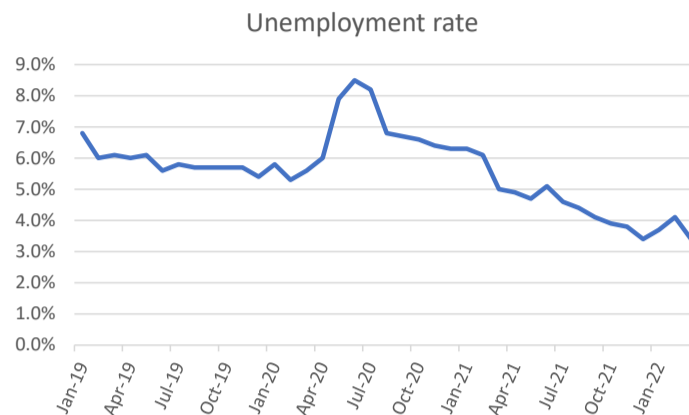
Key Indicators Q1 2022

On 6 April 2022 the Road Safety Commission published an Environmental Scan that identified the environmental and contextual factors that impact on road safety. The purpose of this factsheet is to update selected key indicators that were identified in that document.

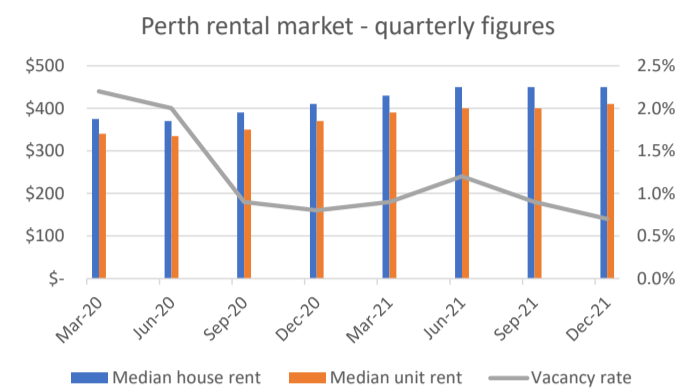
Economic



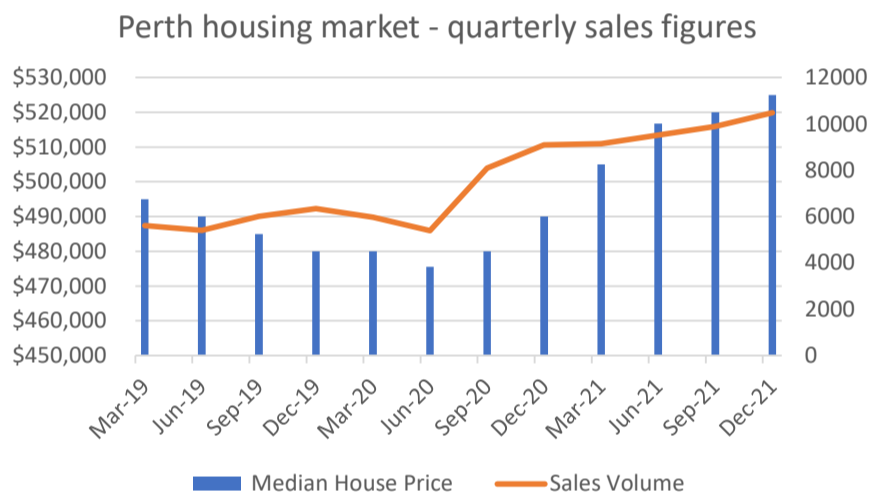
Fuel prices increased sharply in the past few months until a temporary cut in fuel excise commenced on 29 March 2022. While prices have since fallen, the longer term trend is unclear.



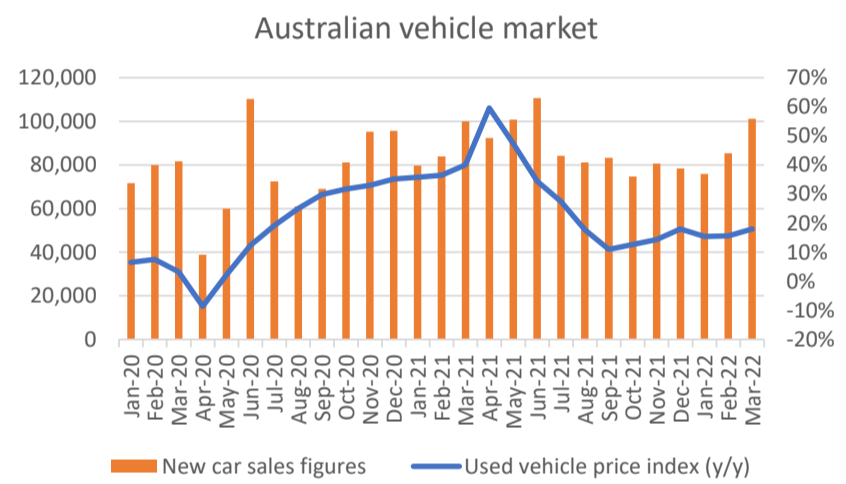
Since reaching a high of 8.5% (June 2020) in the first months of the pandemic, unemployment in WA has continued to trend downwards.



The Perth rental market is exceedingly tight. Rents have risen steadily over the pandemic, and the vacancy rate is very low.

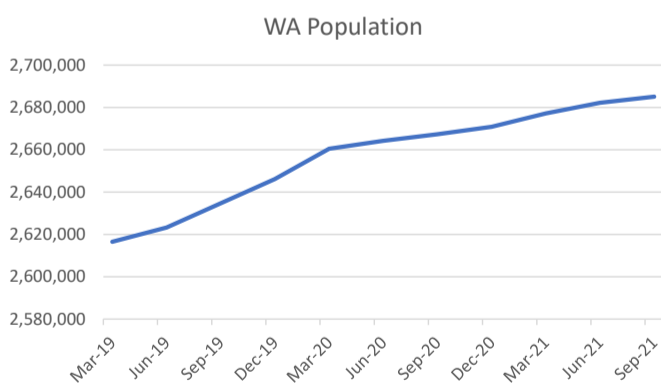


The housing market has strengthened significantly since the pandemic began.

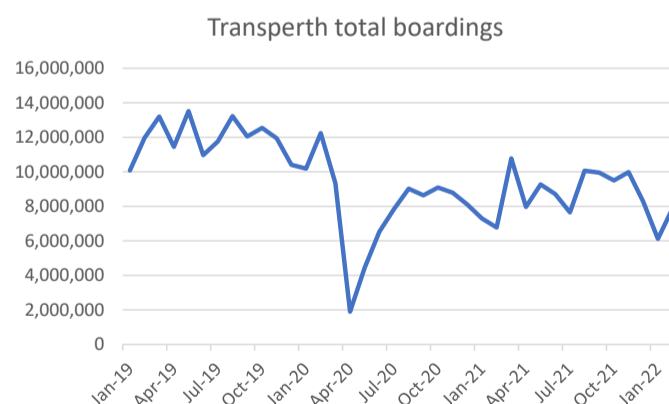


During the pandemic, supply chain issues in semiconductors have limited the supply of new vehicles, driving up the cost of used vehicles.

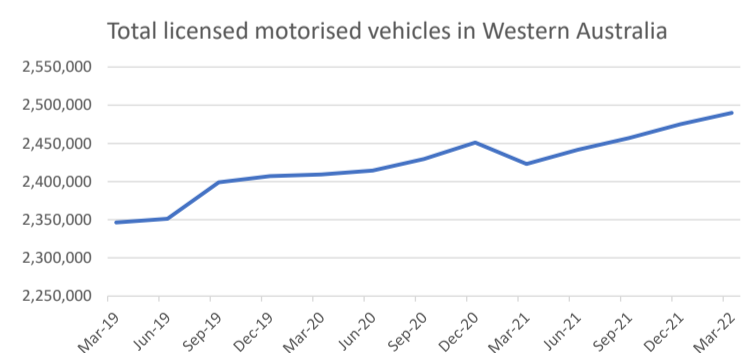
Sociological



Despite increasing at a lower rate during the pandemic, the population of Western Australia has continued to grow.



Public transport usage has fluctuated significantly since the pandemic began.



The number of licensed motor vehicles has continued to increase overall despite supply issues during the pandemic.

References

- WA fuel market, [Fuelwatch](#).
- Australian vehicle market, [Federal Chamber of Automotive Industries](#).
- Perth housing market - quarterly sales figures, [REIWA](#).
- Perth rental market - quarterly figures, [REIWA](#).
- Unemployment rate - Western Australia, [Australian Bureau of Statistics](#).
- WA population, [Australian Bureau of Statistics](#).
- Transperth total boardings, [Public Transport Authority](#).
- Total licensed motorised vehicles in Western Australia, Unpublished statistics provided by WA DoT.