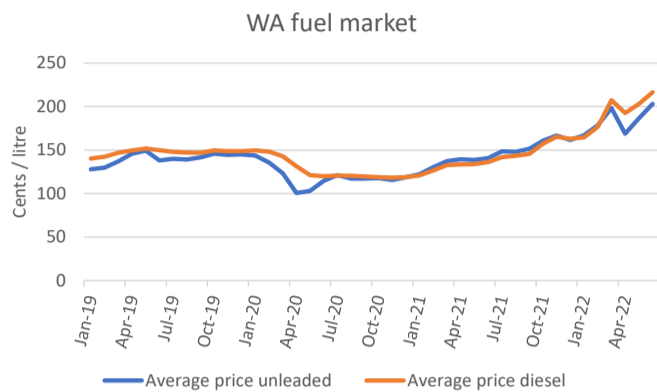


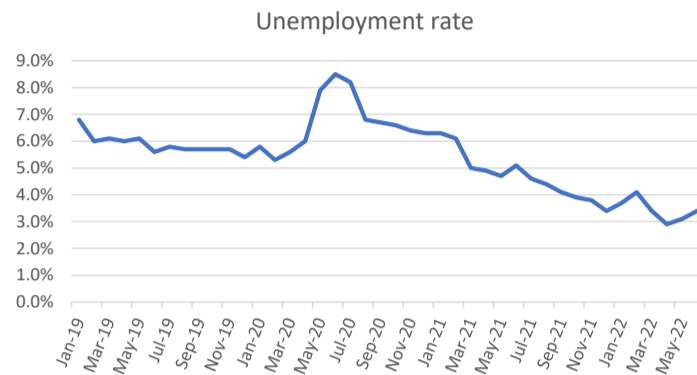
## Key Indicators Q2 2022

On 6 April 2022 the Road Safety Commission published an Environmental Scan that identified the environmental and contextual factors that impact on road safety. The purpose of this factsheet is to update selected key indicators that were identified in that document.

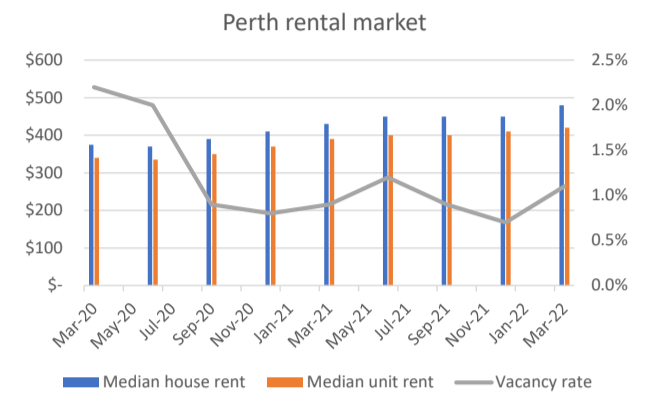
### Economic



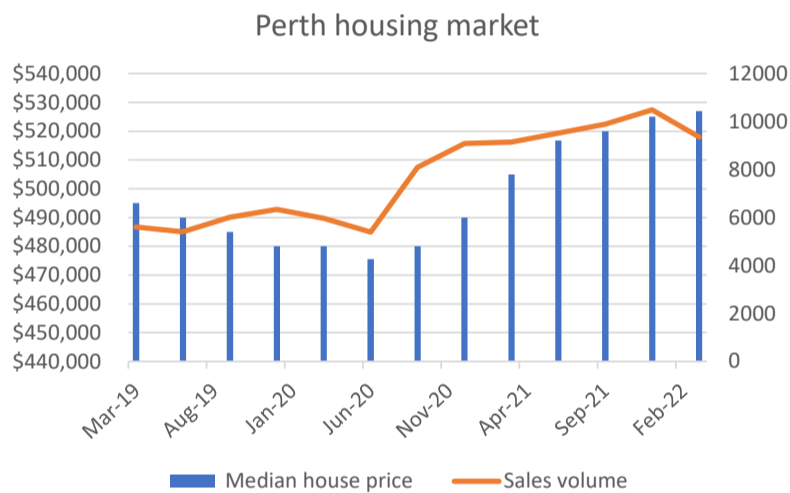
Fuel prices have continued to increase following a temporary cut in fuel excise that commenced on 29 March 2022. In June 2022, the average monthly price of unleaded petrol broke \$2/L.



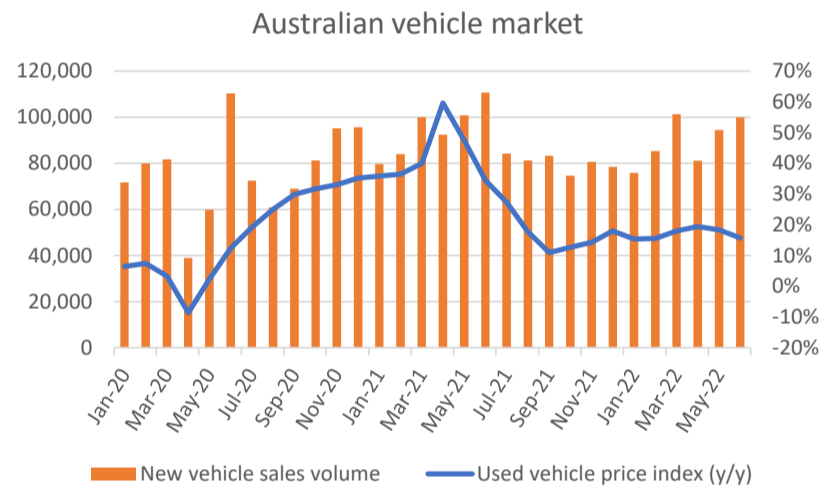
Unemployment in WA reached a low of 2.9% in April 2022. It has since risen to 3.4% in June 2022.



The Perth rental market remains exceedingly tight. Rents have risen steadily over the pandemic, and the vacancy rate is very low.

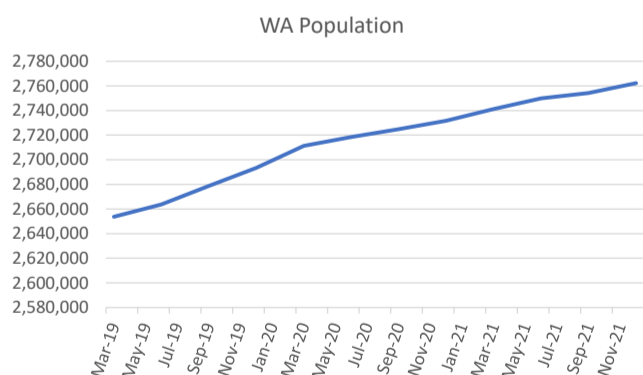


The housing market has strengthened significantly since the pandemic began. However, there are signs that the market may be starting to cool.

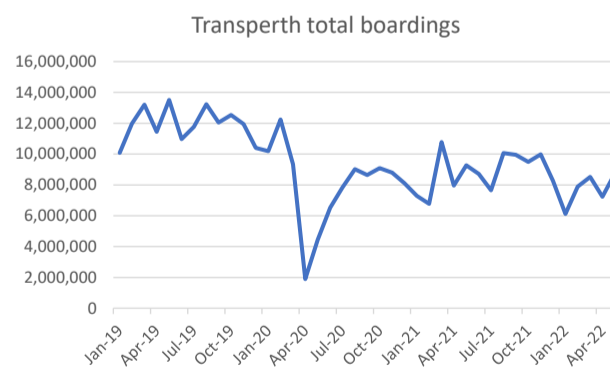


Supply chain issues in semiconductors continue to limit the supply of new vehicles and drive up the cost of used vehicles, although used vehicle prices are showing signs of stabilising.

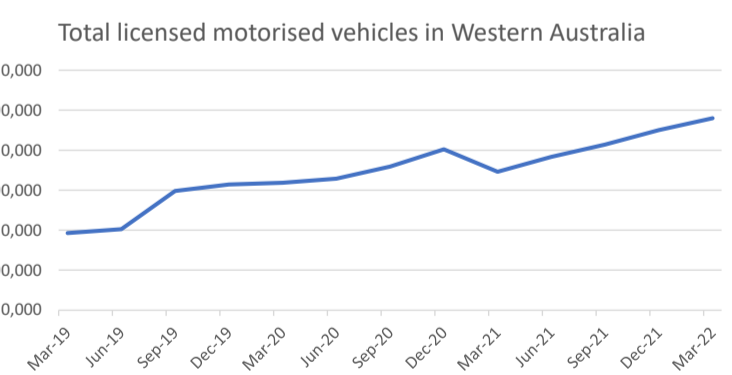
### Sociological



In June 2022, the ABS used 2021 Census figures to revise estimates of Western Australia's population upwards for the September 2016 to June 2021 period.



Public transport usage has fluctuated significantly since the pandemic began, but remains below pre-pandemic levels.



The number of licensed motor vehicles has continued to increase overall despite supply issues during the pandemic.

### References

- WA fuel market, [Fuelwatch](#).
- Australian vehicle market, [Federal Chamber of Automotive Industries](#).
- Perth housing market - quarterly sales figures, [REIWA](#).
- Perth rental market - quarterly figures, [REIWA](#).
- Unemployment rate - Western Australia, [Australian Bureau of Statistics](#).
- WA population, [Australian Bureau of Statistics](#).
- Transperth total boardings, [Public Transport Authority](#).
- Total licensed motorised vehicles in Western Australia, Unpublished statistics provided by WA DoT.