




Aboriginal Procurement Policy

Performance Report 2021-22



Achievement of targets

2021-22 target

3%

WA Government contracts awarded to Aboriginal businesses

5.6%

Total value of contracts awarded

Nearly
\$254m

Overview

262

WA Government contracts awarded to

119

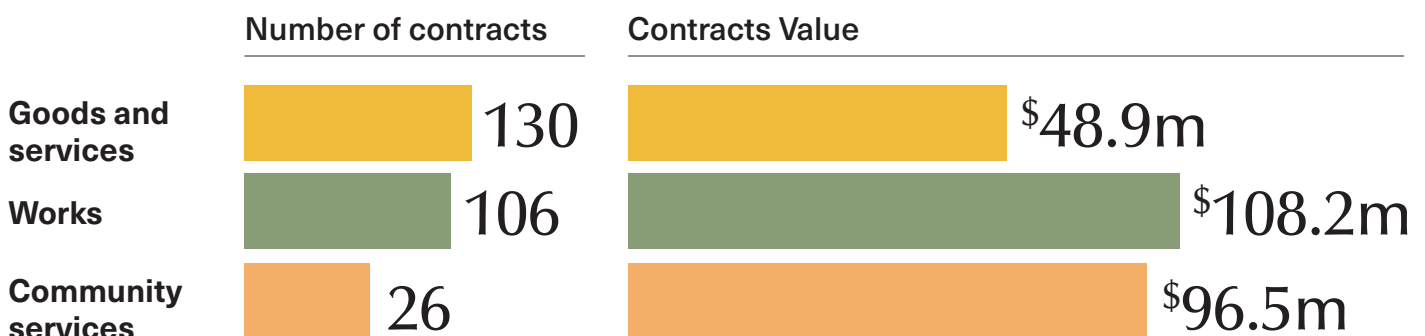
Aboriginal businesses

38

Aboriginal businesses awarded more than \$1 million in WA Government contracts

97% WA based
Aboriginal businesses

Type of contract awarded





Regional insights

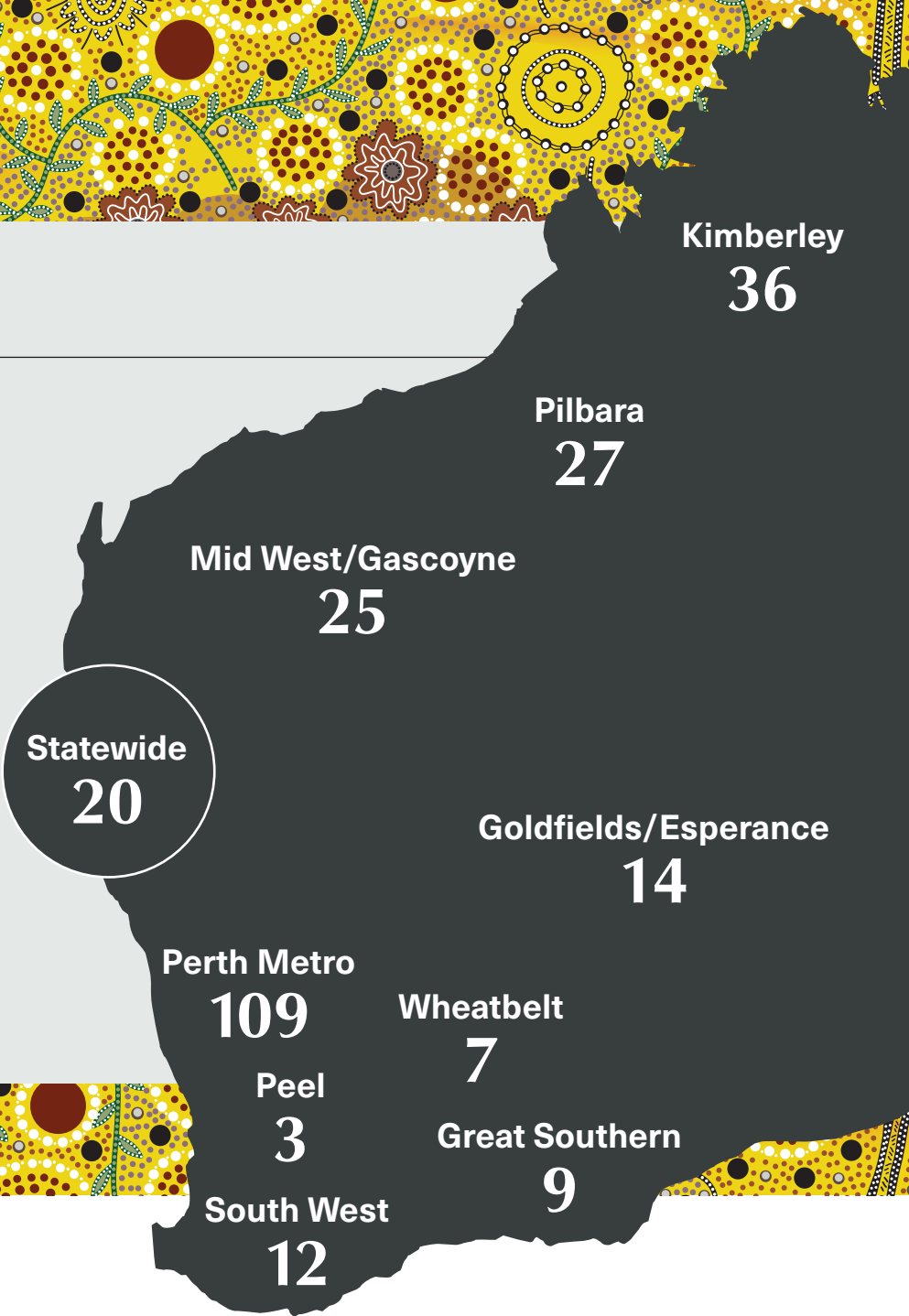
152

Contracts awarded to Aboriginal businesses based in regional locations

Total value awarded to businesses based in regional locations

Over

\$140m



Top agency performers

Top 3 agencies by number of contracts awarded

Department of Communities

38 contracts | 15%

Main Roads

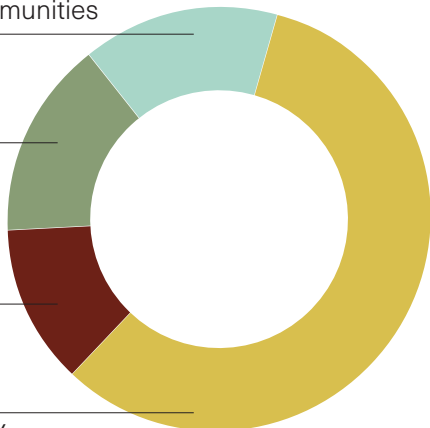
40 contracts | 15%

Department of Education

31 contracts | 12%

Rest of Government

153 contracts | 58%



Top 3 agencies by spend

Department of Communities

\$62 Million | 24%

WA Country Health Service

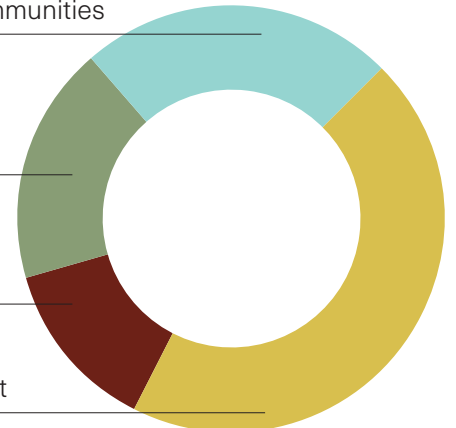
\$46 Million | 18%

Mental Health Commission

\$32 Million | 13%

Rest of Government

\$114 Million | 45%



Agency performance

Agency	Number of contracts awarded to Aboriginal businesses	Total number of contracts awarded	Percentage of contracts awarded to Aboriginal businesses
Agencies that met the target			
Corruption and Crime Commission of WA	1	13	7.69%
Department of Biodiversity, Conservation and Attractions	10	200	5.00%
Department of Communities	38	294	12.93%
Department of Education	31	554	5.60%
Department of Finance	7	110	6.36%
Department of Fire and Emergency Services	13	137	9.49%
Department of Health (Royal Street)	7	154	4.55%
Department of Justice	8	82	9.76%
Department of Local Government, Sport and Cultural Industries	3	71	4.23%
Department of Planning, Lands and Heritage	13	85	15.29%
Department of the Premier and Cabinet	4	56	7.14%
Department of Primary Industries and Regional Development	5	148	3.38%
Department of Training and Workforce Development	7	58	12.07%
Department of Transport	13	159	8.18%
Department of Treasury	1	5	20.00%
Department of Water and Environmental Regulation	3	57	5.26%
Forest Products Commission	1	33	3.03%
Landgate	2	24	8.33%
Legal Aid Commission of WA	1	10	10.00%
Main Roads Western Australia	40	450	8.89%
Mental Health Commission	4	27	14.81%
North Metropolitan TAFE	2	27	7.41%
North Regional TAFE	1	9	11.11%
Public Sector Commission	1	24	4.17%
Public Transport Authority	12	352	3.41%
State Library of Western Australia	1	6	16.67%
VenuesWest	3	36	8.33%
WA Country Health Service	15	201	7.46%
Western Australia Police Force	6	160	3.75%

Agencies that did not meet the target

This table excludes agencies that did not award any contracts to Aboriginal businesses but awarded less than 17 contracts overall. This is because for the total volume of contracts awarded to be substantial enough to qualify for the Aboriginal Procurement Policy targets for the purposes of reporting, 3 percent of total contracts awarded must equal more than 0.5 contracts.

Central Regional TAFE*	0	17	0.00%
Child and Adolescent Health Service*	2	78	2.56%
Department of Jobs, Tourism, Science and Innovation*	1	70	1.43%
Department of Mines, Industry Regulation and Safety	3	182	1.65%
East Metropolitan Health Service	0	99	0.00%
Health Support Services	0	189	0.00%
Insurance Commission of Western Australia*	0	57	0.00%
Lotterywest*	1	42	2.38%
Metropolitan Cemeteries Board*	0	18	0.00%
North Metropolitan Health Service	2	118	1.69%
PathWest Laboratory Medicine WA*	0	94	0.00%
South Metropolitan Health Service	0	66	0.00%
South Regional TAFE	0	21	0.00%

*These agencies provided supplementary information that indicated additional purchases from Aboriginal businesses that did not count towards the targets.