

Appendix D: Byford Station Development Plans

BYFORD RAIL EXTENSION

BYFORD STATION & PRECINCT ARCHITECTURE



NOT FOR CONSTRUCTION PRINT IN COLOUR
DETAILED DESIGN

REV	DATE	AMENDMENT	DSN	DRN	CHK	APP
B.02	07-07-23	ISSUED FOR DA	P.Q.	K.L.	D.B.	A.E.
B.01	07-07-23	ISSUED FOR IDD - IDC	P.Q.	K.L.	D.B.	A.E.
A	18-10-22	ISSUED FOR RD	P.Q.	K.L.	D.B.	A.E.


ORIG SIZE	0 10 20 30 40 50 100mm	This document must not be copied without PTA's written permission, and the contents thereof must not be imparted to a third party nor be used for any unauthorised purpose.
A1	AT ORIGINAL PLOT SIZE	



Contractor No. R30-WWH-DWG-AR-325-00001 | Rev. B.02

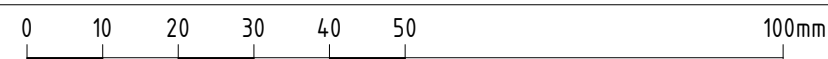
REFERENCES	SCALE
	DATUM
	HORIZONTAL: PCG2020
	VERTICAL: AHD71

DESIGNED	P.Quang
DRAWN	K.Low
CHECKED	D.Bate
APPROVED	A.Eyres
DATE	07-07-23

	BYFORD RAIL EXTENSION
	BYFORD STATION ARCHITECTURAL COVER SHEET
PTA Drawing No: 11-A-109-AR0001	Rev: B.02


BYFORD STATION - ARCHITECTURE DA DRAWING LIST		
PTA DRAWING NUMBER	METCONN DRAWING NUMBER	DRAWING NAME
11-A-109-AR0001	R30-WWH-DWG-AR-325-00001	COVER SHEET
	R30-WWH-DWG-AR-325-00002	DRAWING LIST
	R30-WWH-DWG-AR-325-00003	EXPLODED AXONOMETRIC
11-A-109-AR0003	R30-WWH-DWG-AR-325-10001	OVERALL PRECINCT PLAN
11-A-109-AR0004	R30-WWH-DWG-AR-325-10002	SITE PLAN - STATION BUILDING
11-A-109-AR0005	R30-WWH-DWG-AR-325-10003	SITE PLAN - CARPARK AND OTHER SERVICES
11-A-109-AR0010	R30-WWH-DWG-AR-325-20003	1-250 GENERAL ARRANGEMENT PLAN - ZONE 03
11-A-109-AR0011	R30-WWH-DWG-AR-325-20004	1-250 GENERAL ARRANGEMENT PLAN - ZONE 04
11-A-109-AR0016	R30-WWH-DWG-AR-325-20009	1-250 GENERAL ARRANGEMENT PLAN - ZONE 09
11-A-109-AR0017	R30-WWH-DWG-AR-325-20010	1-250 GENERAL ARRANGEMENT PLAN - ZONE 10
11-A-109-AR0085	R30-WWH-DWG-AR-325-22000	1-250 ROOF PLAN ZONE 03
11-A-109-AR0086	R30-WWH-DWG-AR-325-22001	1-250 ROOF PLAN ZONE 04
11-A-109-AR0087	R30-WWH-DWG-AR-325-22002	1-250 ROOF PLAN ZONE 09
11-A-109-AR0088	R30-WWH-DWG-AR-325-22003	1-250 ROOF PLAN ZONE 10
11-A-109-AR0139	R30-WWH-DWG-AR-325-30003	1-250 CEILING PLAN ZONE 03
11-A-109-AR0140	R30-WWH-DWG-AR-325-30004	1-250 CEILING PLAN ZONE 04
11-A-109-AR0145	R30-WWH-DWG-AR-325-30009	1-250 CEILING PLAN ZONE 09
11-A-109-AR0146	R30-WWH-DWG-AR-325-30010	1-250 CEILING PLAN ZONE 10
11-A-109-AR0214	R30-WWH-DWG-AR-325-40001	BUILDING ELEVATIONS SHEET 01
11-A-109-AR0215	R30-WWH-DWG-AR-325-40002	BUILDING ELEVATIONS SHEET 02
11-A-109-AR0216	R30-WWH-DWG-AR-325-40003	BUILDING ELEVATIONS SHEET 03
11-A-109-AR0239	R30-WWH-DWG-AR-325-50001	BUILDING SECTIONS SHEET 01
11-A-109-AR0240	R30-WWH-DWG-AR-325-50002	BUILDING SECTIONS SHEET 02
	R30-WWH-DWG-AR-325-00004	PERSPECTIVE
	R30-WWH-DWG-AR-325-00005	PERSPECTIVE
	R30-WWH-DWG-AR-325-00006	PERSPECTIVE
	R30-WWH-DWG-AR-325-00007	PERSPECTIVE
	R30-WWH-DWG-AR-325-00008	PERSPECTIVE
	R30-WWH-DWG-AR-325-00009	PERSPECTIVE
	R30-WWH-DWG-AR-325-00010	PERSPECTIVE

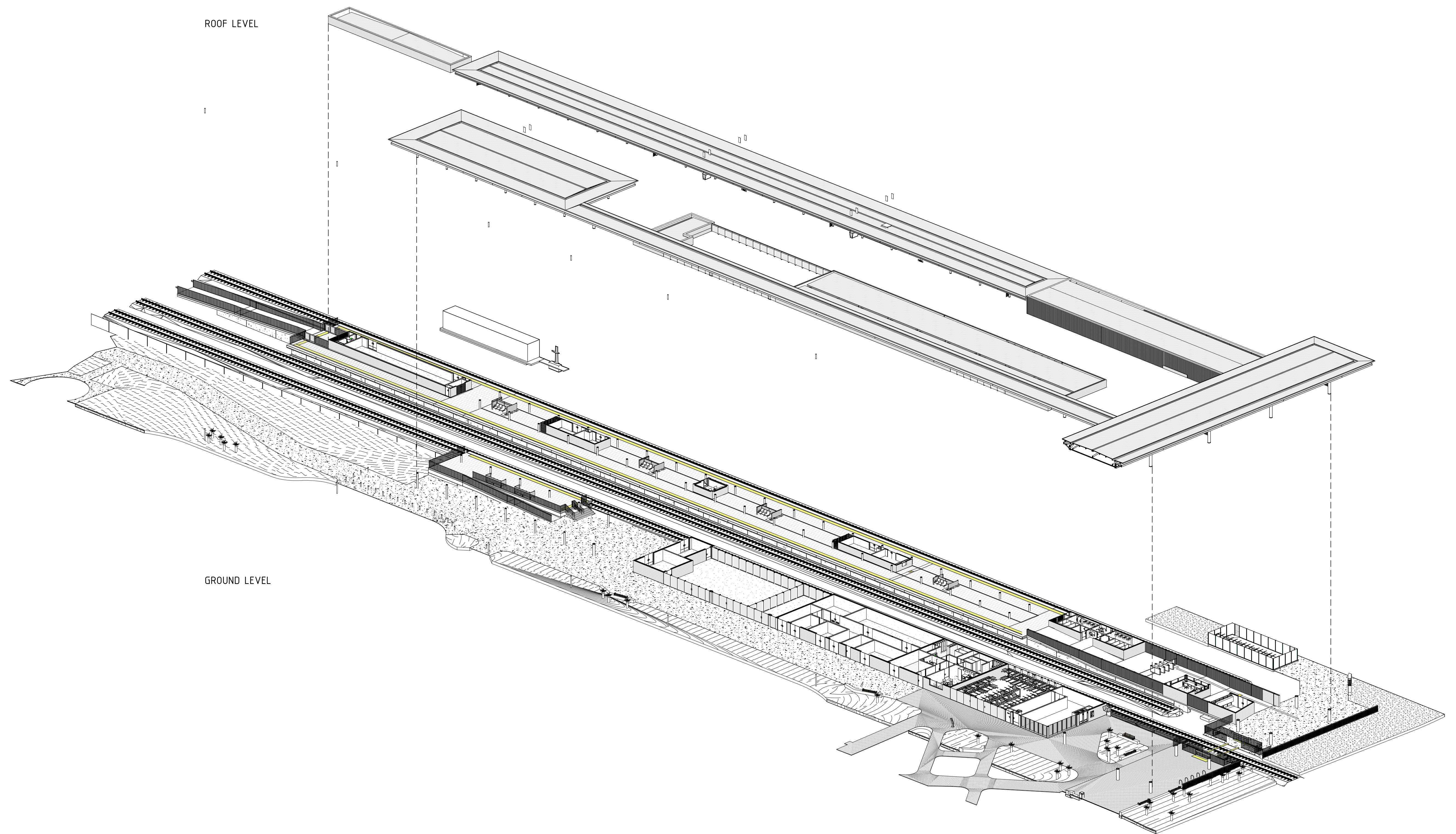
NOT FOR CONSTRUCTION PRINT IN COLOUR
DETAILED DESIGN

A.01	07-07-23	ISSUED FOR DA	P.Q.	D.C.	D.B.	A.E.
REV	DATE	AMENDMENT	DSN	DRN	CHK	APP
ORIG SIZE	 AT ORIGINAL PLOT SIZE		<small>This document must not be copied without PTA's written permission, and the contents thereof must not be imparted to a third party nor be used for any unauthorised purpose.</small>			



REFERENCES	SCALE	DESIGNED P.Quang
	DATUM	DRAWN K.Low
	HORIZONTAL: PCG2020	CHECKED D.Bate
	VERTICAL: AHD71	APPROVED A.Eyres
		DATE 07-07-23

	BYFORD RAIL EXTENSION
BYFORD STATION	
ARCHITECTURAL	
DRAWING LIST	
PTA Drawing No: 00002	Rev: A.01



NOT FOR CONSTRUCTION PRINT IN COLOUR
DETAILED DESIGN

A.01	07-07-23	ISSUED FOR DA	P.Q.	D.C.	D.B.	A.E.
REV	DATE	AMENDMENT	DSN	DRN	CHK	APP
A1						

0 10 20 30 40 50 100mm
 AT ORIGINAL PLOT SIZE

This document must not be copied without PTA's written permission, and the contents thereof must not be imparted to a third party nor be used for any unauthorised purpose.




MetCONX

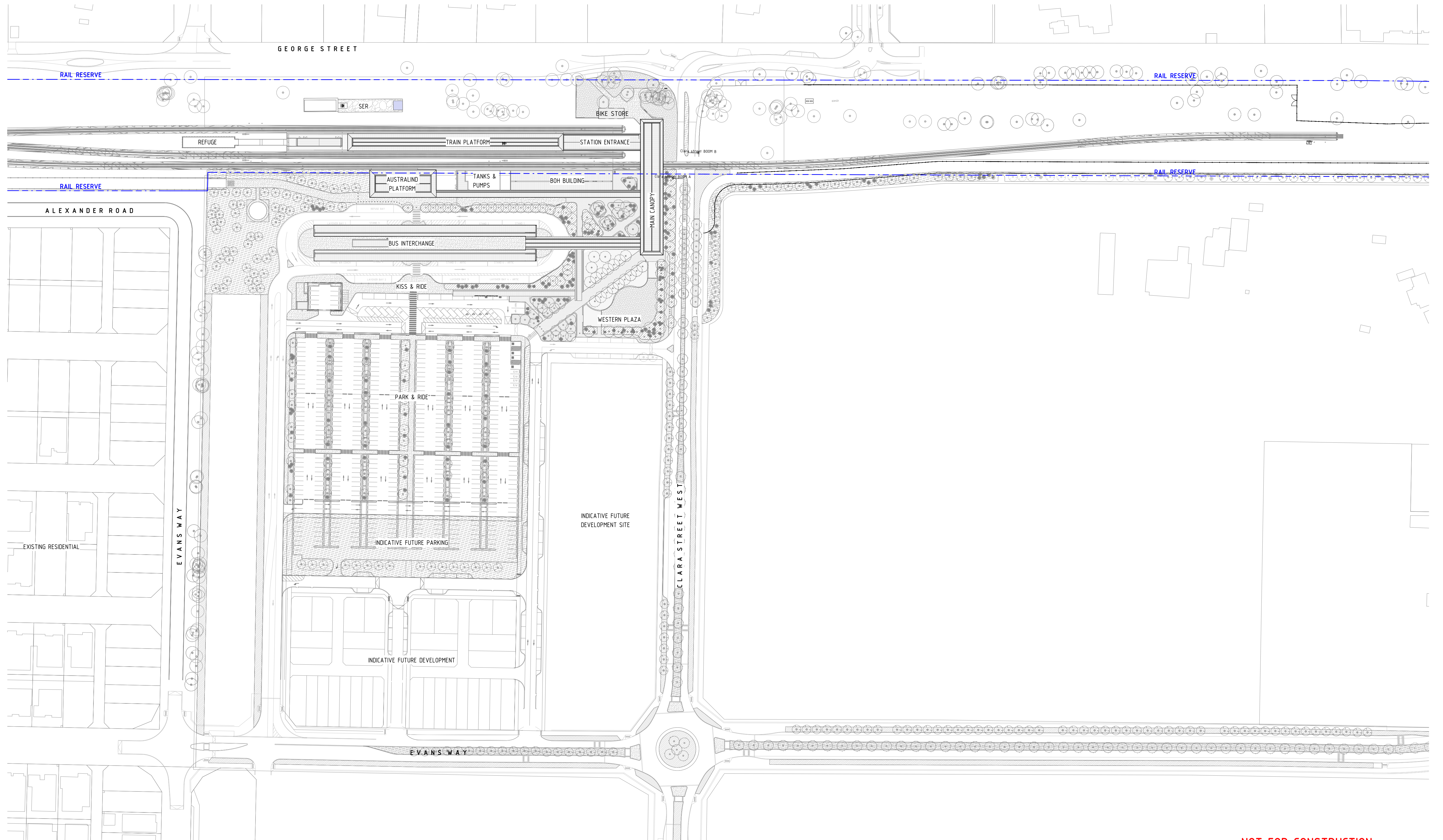

Contractor No. R30-WWH-DWG-AR-325-00003 | Rev. A.01

REFERENCES

SCALE
N.T.S.
DATUM
HORIZONTAL: PCG2020
VERTICAL: AHD71

DESIGNED	P.Quang
DRAWN	K.Low
CHECKED	D.Bate
APPROVED	A.Eyres
DATE	07-07-23

	BYFORD RAIL EXTENSION
BYFORD STATION ARCHITECTURAL EXPLODED AXONOMETRIC	
PTA Drawing No: 00003	Rev: A.01



NOT FOR CONSTRUCTION PRINT IN COLOUR
DETAILED DESIGN

REV	DATE	AMENDMENT	DSN	DRN	CHK	APP
B.02	07-07-23	ISSUED FOR DA	P.Q.	K.L.	D.B.	A.E.
B.01	07-07-23	ISSUED FOR IDD - IDC	P.Q.	A.C.	D.B.	A.E.
A	18-10-22	ISSUED FOR RD	P.Q.	A.C.	D.B.	A.E.
ORIG SIZE			AT ORIGINAL PLOT SIZE			




Contractor No. R30-WWH-DWG-AR-325-10001 | Rev. B.02

REFERENCES
XR11C1_Byf_Bus_20220601 XR11C1_Byf_Car_20220601 XR11C1_Byf_Ext_20220601 XR11C1_Byf_Cont_20220601

SCALE	1 : 1000
DATUM	
HORIZONTAL:	PCG2020
VERTICAL:	AHD71

DESIGNED	P.Quang
DRAWN	A.Chapeikin
CHECKED	D.Bate
APPROVED	A.Eyres
DATE	07-07-23



BYFORD RAIL EXTENSION

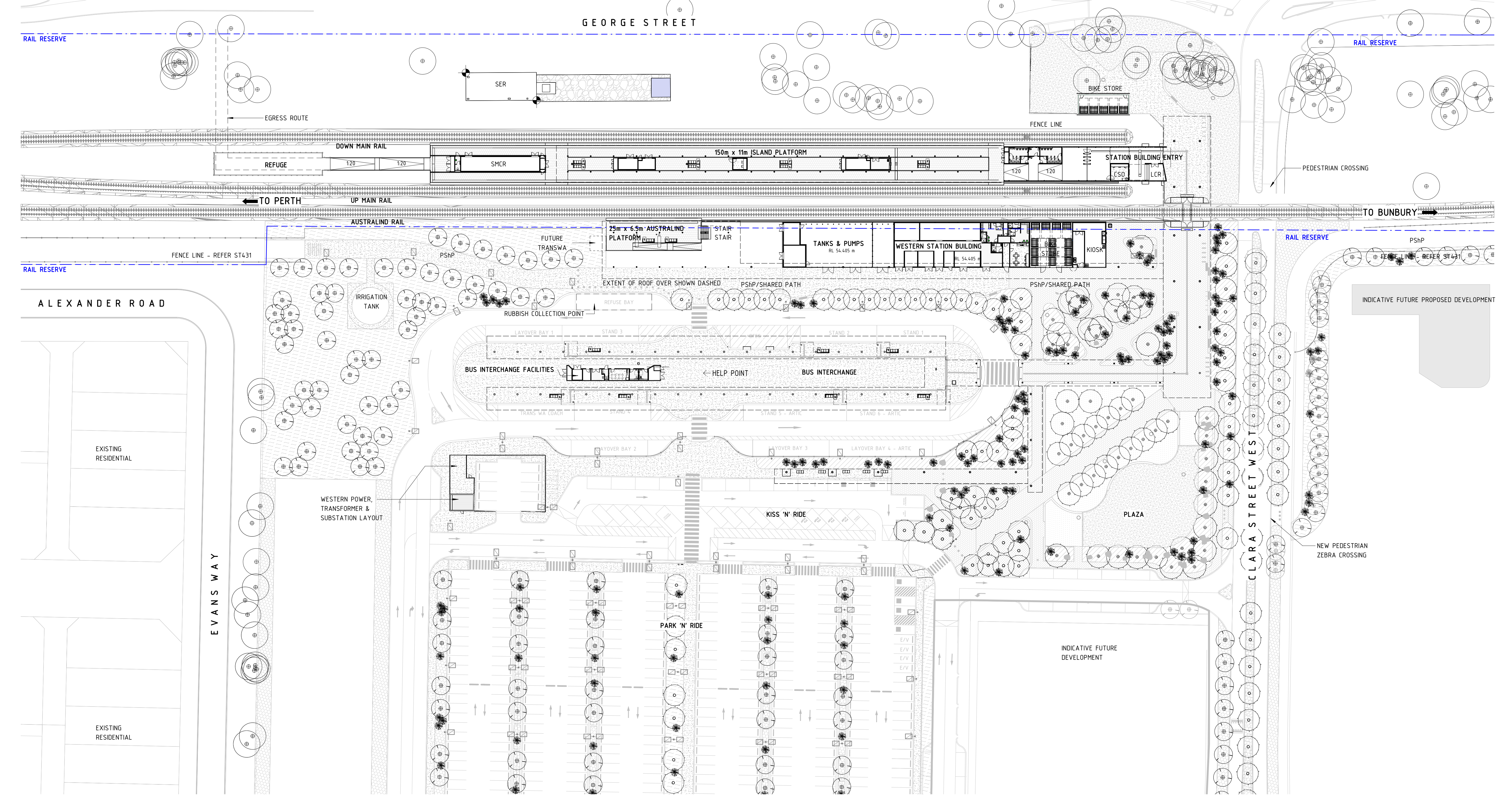

BYFORD STATION

ARCHITECTURAL

OVERALL PRECINCT PLAN

PTA Drawing No: 11-A-109-AR0003

Rev: B.02



NOT FOR CONSTRUCTION PRINT IN COLOUR
DETAILED DESIGN

REV	DATE	AMENDMENT	DSN	DRN	CHK	APP
B.02	07-07-23	ISSUED FOR DA	P.Q.	K.L.	D.B.	A.E.
B.01	07-07-23	ISSUED FOR IDD - IDC	P.Q.	A.C.	D.B.	A.E.
A	18-10-22	ISSUED FOR RD	P.Q.	A.C.	D.B.	A.E.
ORIG SIZE	A1		AT ORIGINAL PLOT SIZE			




Contractor No. R30-WWH-DWG-AR-325-10002 | Rev. B.02

REFERENCES
XR11C1_Byf_Bus_20220601 XR11C1_Byf_Car_20220601 XR11C1_Byf_Ext_20220601 XR11C1_Byf_Cont_20220601

SCALE	1 : 500
DATUM	HORIZONTAL: PCG2020 VERTICAL: AHD71

DESIGNED	P.Quang
DRAWN	A.Chapeikin
CHECKED	D.Bate
APPROVED	A.Eyres
DATE	07-07-23



BYFORD RAIL EXTENSION

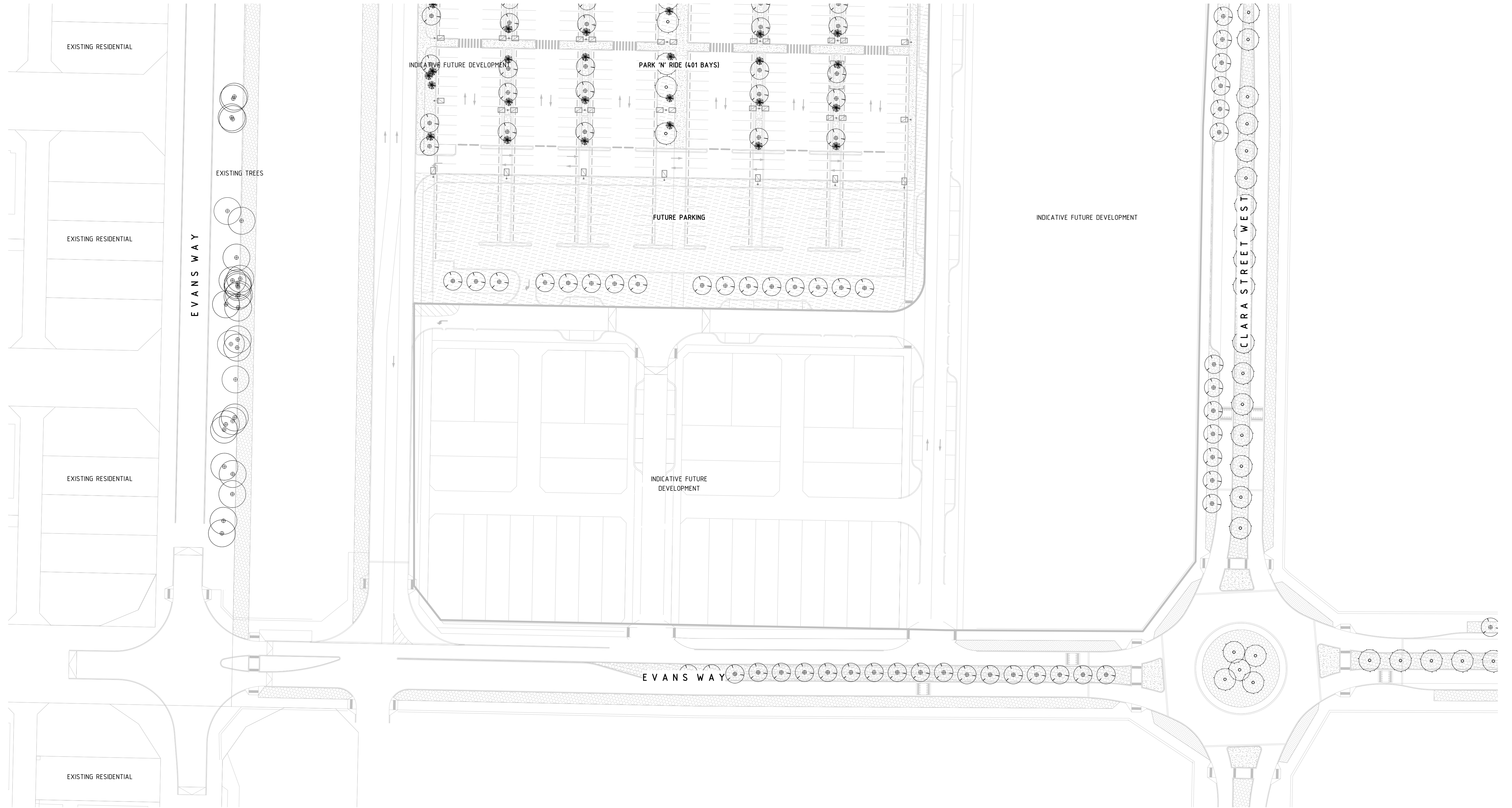
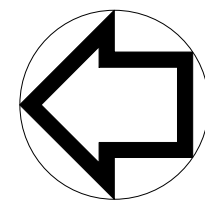
BYFORD STATION

ARCHITECTURAL

SITE PLAN - STATION BUILDING

PTA Drawing No: 11-A-109-AR0004

Rev: B.02



NOT FOR CONSTRUCTION PRINT IN COLOUR
DETAILED DESIGN

REV	DATE	AMENDMENT	DSN	DRN	CHK	APP
B.02	07-07-23	ISSUED FOR DA	P.Q	K.L	D.B	A.E
B.01	07-07-23	ISSUED FOR IDD - IDC	P.Q	A.C	D.B	A.E
A	18-10-22	ISSUED FOR RD	P.Q	A.C	D.B	A.E
			<small>This document must not be copied without PTA's written permission, and the contents thereof must not be imparted to a third party nor be used for any unauthorised purpose.</small>			

Contractor No. R30-WWH-DWG-AR-325-10003 | Rev. B.02

REFERENCES
XR11C1_Byf_Bus_20220601 XR11C1_Byf_Car_20220601 XR11C1_Byf_Ext_20220601 XR11C1_Byf_Cont_20220601

SCALE
1 : 500
DATUM
HORIZONTAL: PCG2020 VERTICAL: AHD71

DESIGNED	P.Quang
DRAWN	A.Chapeikin
CHECKED	D.Bate
APPROVED	A.Eyres
DATE	07-07-23

BYFORD RAIL EXTENSION


BYFORD STATION

ARCHITECTURAL

SITE PLAN - CARPARK AND OTHER SERVICES

PTA Drawing No: 11-A-109-AR0005

Rev: B.02



GEORGE STREET

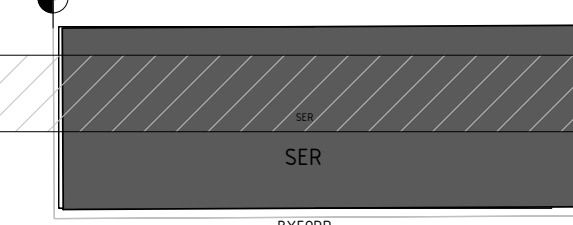
46000

11-A-109-AR0240

RAIL RESERVE

EARTH EXCLUSION ZONE

EGRESS ROUTE



11-A-109-AR0214

C1 6000 C2 6000 C3 6000 C4 6000 C5

METRO LINE (DOWN TRACK)

FUTURE REFUGE FOOTPRINT

REFUGE 168 m²

1:20 RAMP

1:20 RAMP

ISLAND PLATFORM

SMCR 76 m²

GSS BOTTLES 3 m²

MECH 3 m²

PTA STORE 14 m²

DRIVER WC 5 m²

1200H CHAINLINK FENCE

METRO LINE (UP TRACK)

EXTENT OF ROOF OVER SHOWN DASHED

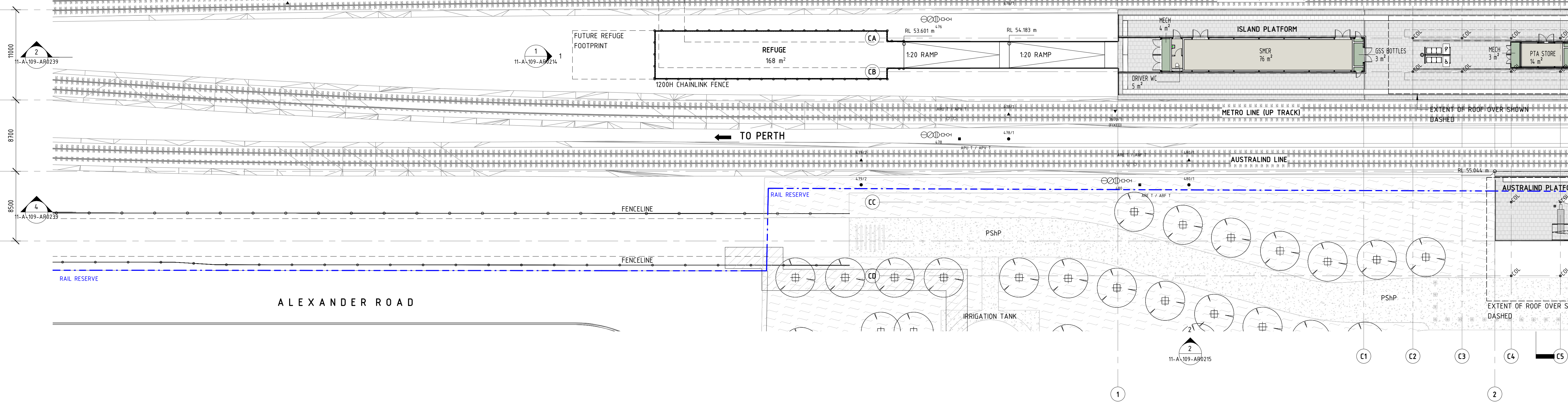
TO PERTH

AUSTRALIND LINE

AUSTRALIND PLATFORM

1:20 RAMP

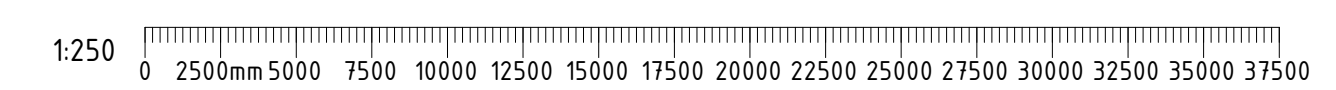
EXTENT OF ROOF OVER SHOWN DASHED



ALEXANDER ROAD

Departments

BOH	PUBLIC AREA
BUILDING SERVICES	



NOT FOR CONSTRUCTION
DETAILED DESIGN

REV	DATE	AMENDMENT	DSN	DRN	CHK	APP
B.02	07-07-23	ISSUED FOR DA	P.Q.	K.L.	D.B.	A.E.
B.01	07-07-23	ISSUED FOR IDD - IDC	P.Q.	A.C.	D.B.	A.E.
A	18-10-22	ISSUED FOR RD	P.Q.	A.C.	D.B.	A.E.

ORIG SIZE A1
AT ORIGINAL PLOT SIZE

This document must not be copied without PTA's written permission, and the contents thereof must not be imparted to a third party nor be used for any unauthorised purpose.

Contractor No. R30-WWH-DWG-AR-325-20003 | Rev. B.02

REFERENCES	SCALE
XR11C1_Byf_Bus_20220601 XR11C1_Byf_Car_20220601 XR11C1_Byf_Ext_20220601 XR11C1_Byf_Cont_20220601	1 : 250
DATUM	
HORIZONTAL: PCG2020	
VERTICAL: AHD71	

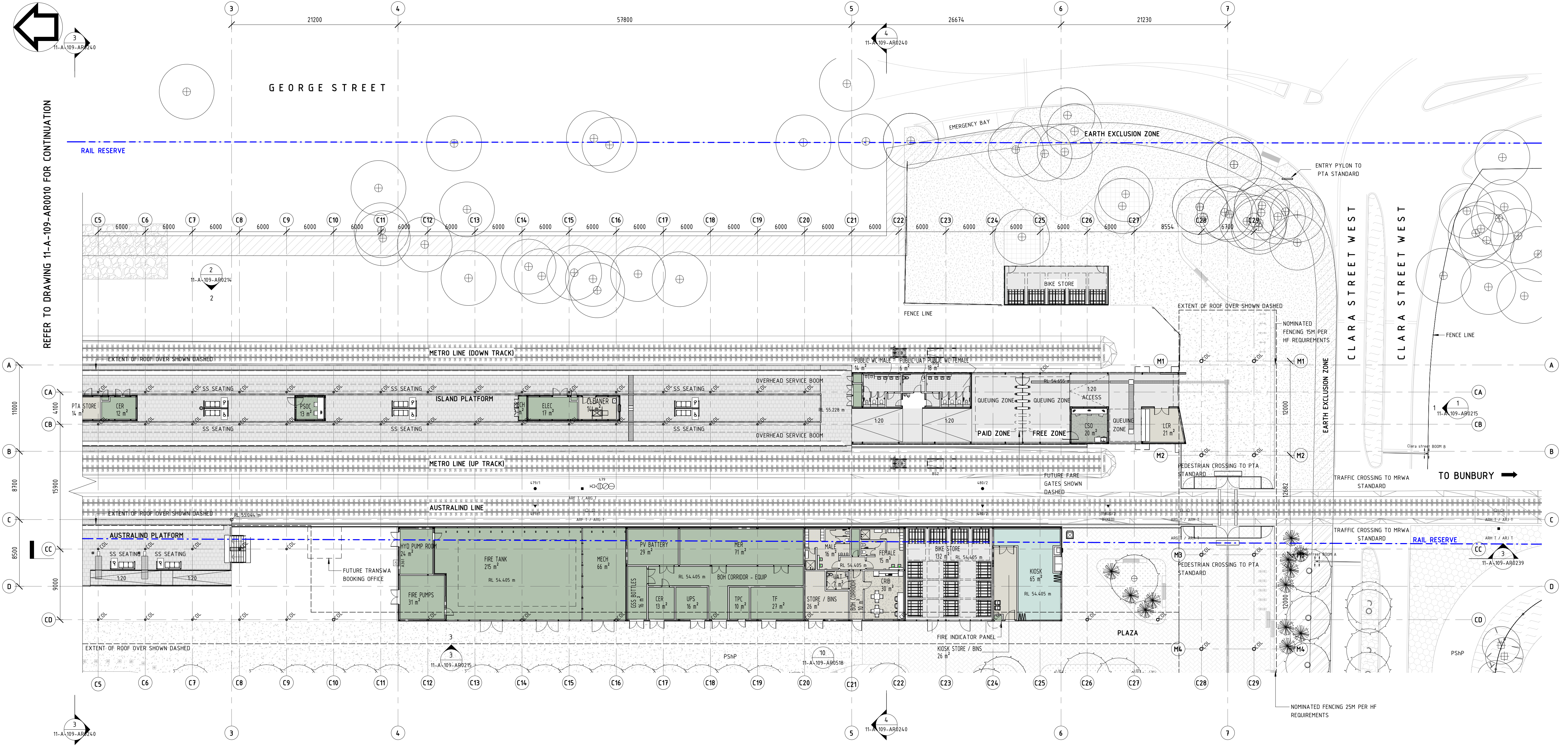
DESIGNED	P.Quang
DRAWN	A.Chapeikin
CHECKED	D.Bate
APPROVED	A.Eyres
DATE	07-07-23

Government of Western Australia
Public Transport Authority

BYFORD RAIL EXTENSION

BYFORD STATION
ARCHITECTURAL
1-250 GENERAL ARRANGEMENT PLAN - ZONE 03
PTA Drawing No: 11-A-109-AR0010 | Rev: B.02

REFER TO DRAWING 11-A-109-AR0011 FOR CONTINUATION



Departments

BOH	CUSTOMER SERVICE	RETAIL
BUILDING SERVICES	PUBLIC AREA	

NOT FOR CONSTRUCTION PRINT IN COLOUR
DETAILED DESIGN

B.02	07-07-23	ISSUED FOR DA	P.Q.	K.L.	D.B.	A.E.
B.01	07-07-23	ISSUED FOR IDD - IDC	P.Q.	A.C.	D.B.	A.E.
A	18-10-22	ISSUED FOR RD	P.Q.	A.C.	D.B.	A.E.
REV	DATE	AMENDMENT	DSN	DRN	CHK	APP
A1						

ORIG SIZE: 0 10 20 30 40 50 100mm
 AT ORIGINAL PLOT SIZE


This document must not be copied without PTA's written permission, and the contents thereof must not be imparted to a third party nor be used for any unauthorised purpose.




Contractor No. R30-WWH-DWG-AR-325-20004 Rev. B.02

REFERENCES	SCALE
XR11CI_Byf_Bus_20220601 XR11CI_Byf_Car_20220601 XR11CI_Byf_Ext_20220601 XR11CI_Byf_Cont_20220601	1 : 250
DATUM	HORIZONTAL: PCG2020 VERTICAL: AHD71

DESIGNED	P.Quang
DRAWN	A.Chapeikin
CHECKED	D.Bate
APPROVED	A.Eyres
DATE	07-07-23

	BYFORD RAIL EXTENSION
BYFORD STATION	
ARCHITECTURAL	
1-250 GENERAL ARRANGEMENT PLAN - ZONE 04	
PTA Drawing No: 11-A-109-AR0011	Rev: B.02



REFER TO DRAWING 11-A-109-AR0085 FOR CONTINUATION

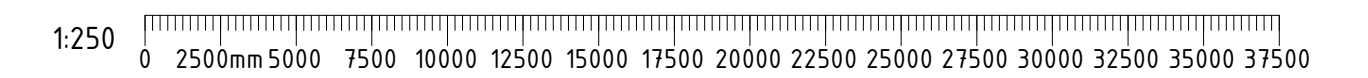
2
11-A-109-AR0016



EVANS WAY



REFER TO DRAWING 11-A-109-AR0017 FOR CONTINUATION



NOT FOR CONSTRUCTION PRINT IN COLOUR
DETAILED DESIGN

REV	DATE	AMENDMENT	DSN	DRN	CHK	APP
B.02	07-07-23	ISSUED FOR DA	P.Q.	K.L.	D.B.	A.E.
B.01	07-07-23	ISSUED FOR IDD - IDC	P.Q.	A.C.	D.B.	A.E.
A	18-10-22	ISSUED FOR RD	P.Q.	A.C.	D.B.	A.E.

ORIG SIZE	0	10	20	30	40	50	100mm
A1	AT ORIGINAL PLOT SIZE						

This document must not be copied without PTA's written permission, and the contents thereof must not be imparted to a third party nor be used for any unauthorised purpose.



Contractor No. R30-WWH-DWG-AR-325-20009 | Rev. B.02

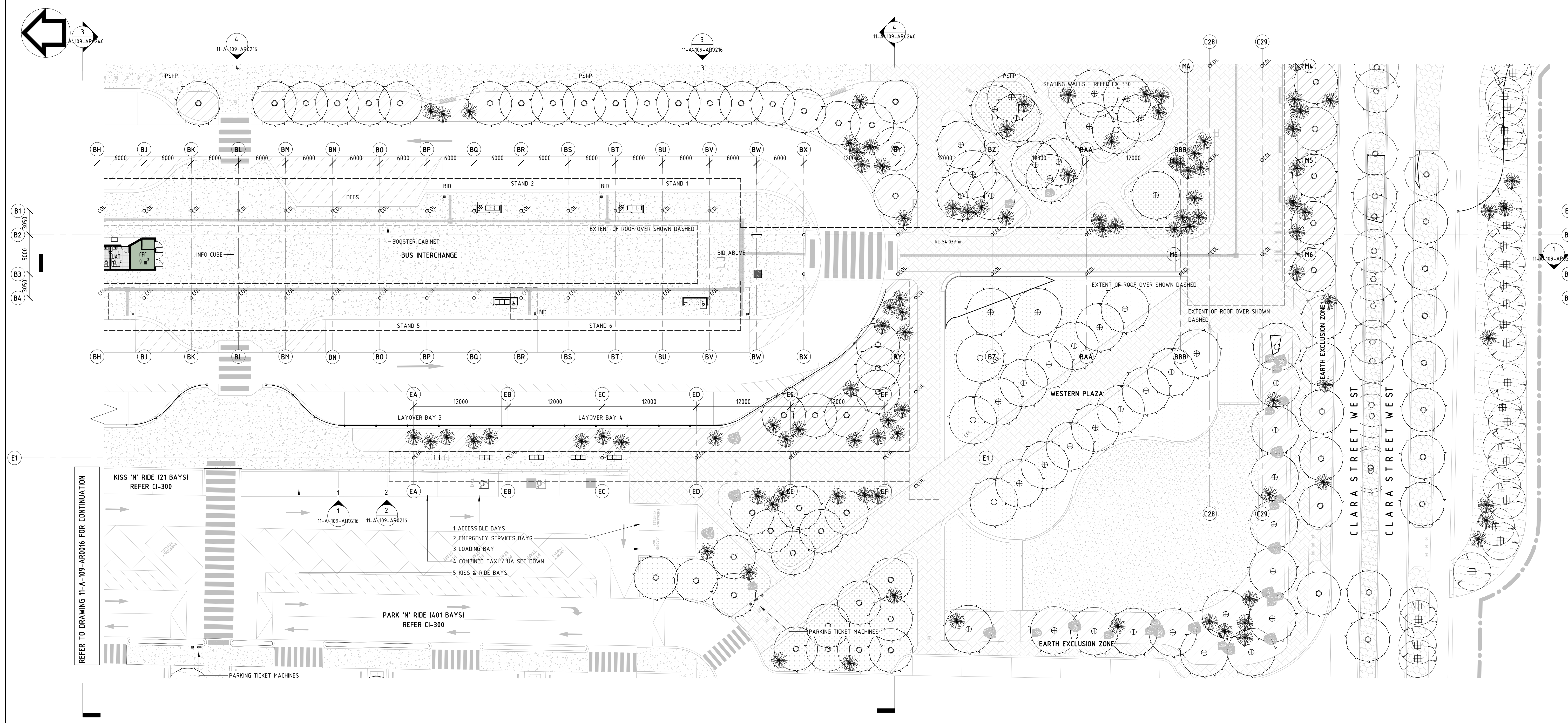
REFERENCES
XR11C1_Byf_Bus_20220601
XR11C1_Byf_Car_20220601
XR11C1_Byf_Ext_20220601
XR11C1_Byf_Cont_20220601

SCALE	1 : 250
DATUM	
HORIZONTAL:	PCG2020
VERTICAL:	AHD71

DESIGNED	P.Quang
DRAWN	A.Chapeikin
CHECKED	D.Bate
APPROVED	A.Eyres
DATE	07-07-23

BYFORD RAIL EXTENSION

BYFORD STATION
ARCHITECTURAL
1-250 GENERAL ARRANGEMENT PLAN - ZONE 09
PTA Drawing No: 11-A-109-AR0016 | Rev: B.02



REFER TO DRAWING 11-A-109-AR0016 FOR CONTINUATION

- 1 ACCESSIBLE BAYS
- 2 EMERGENCY SERVICES BAYS
- 3 LOADING BAY
- 4 COMBINED TAXI / UA SET DOWN
- 5 KISS & RIDE BAYS

Departments

 BOH	 PUBLIC AREA
 BUILDING SERVICES	

NOT FOR CONSTRUCTION PRINT IN COLOUR
DETAILED DESIGN

REV	DATE	AMENDMENT	DSN	DRN	CHK	APP
B.02	07-07-23	ISSUED FOR DA	P.Q.	K.L.	D.B.	A.E.
B.01	07-07-23	ISSUED FOR IDD - IDC	P.Q.	A.C.	D.B.	A.E.
A	18-10-22	ISSUED FOR RD	P.Q.	A.C.	D.B.	A.E.


ORIG SIZE: **A1** AT ORIGINAL PLOT SIZE

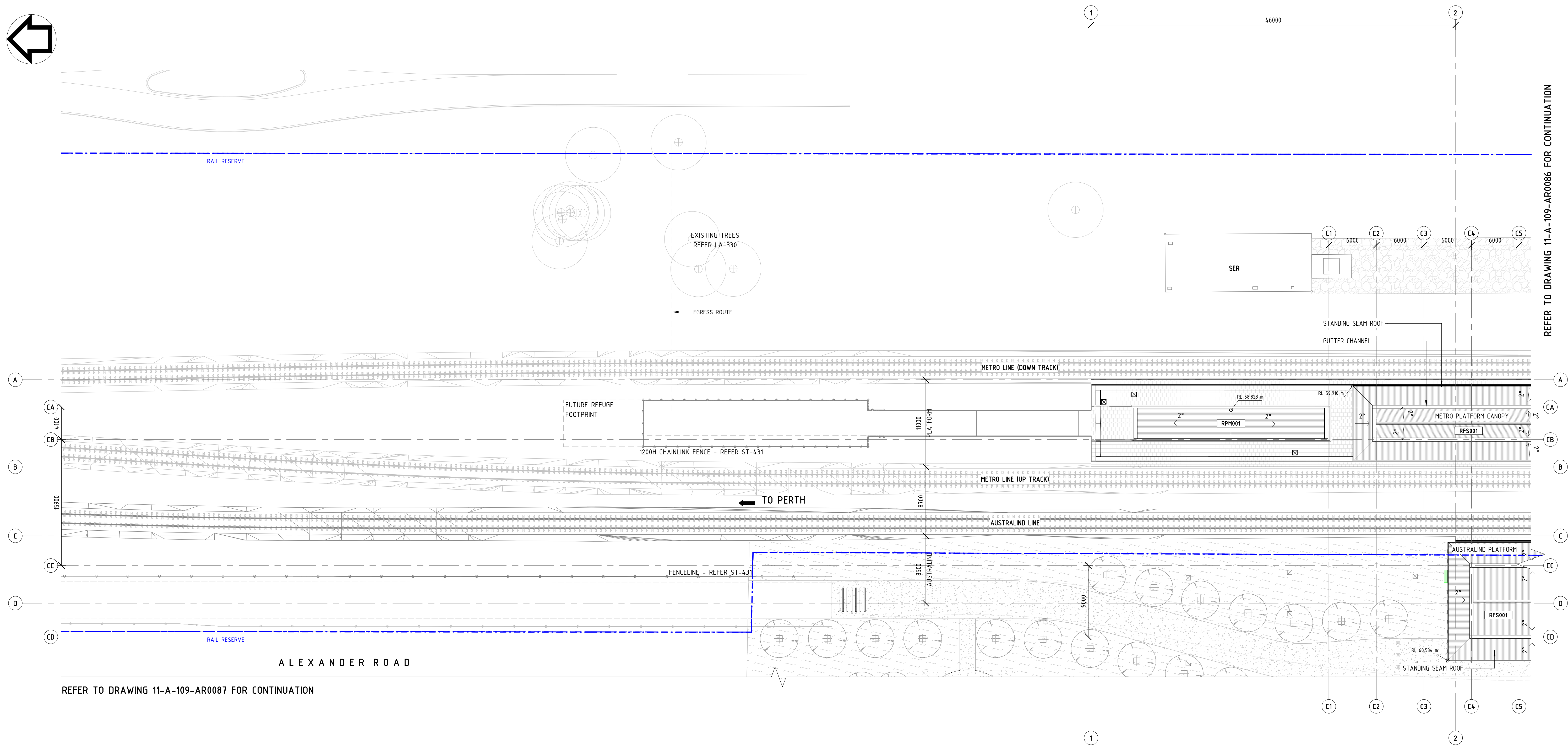

This document must not be copied without PTA's written permission, and the contents thereof must not be imparted to a third party nor be used for any unauthorised purpose.



Contractor No. R30-WWH-DWG-AR-325-20010 | Rev. B.02

REFERENCES	SCALE	DESIGNED
XR11Cl_Byf_Bus_20220601 XR11Cl_Byf_Car_20220601 XR11Cl_Byf_Ext_20220601 XR11Cl_Byf_Cont_20220601	1 : 250	P.Quang
DATUM	HORIZONTAL: PCG2020 VERTICAL: AHD71	DRAWN: A.Chapeikin
		CHECKED: D.Bate
		APPROVED: A.Eyres
		DATE: 07-07-23

	BYFORD RAIL EXTENSION
BYFORD STATION ARCHITECTURAL 1-250 GENERAL ARRANGEMENT PLAN - ZONE 10	
PTA Drawing No: 11-A-109-AR0017	Rev: B.02



REFER TO DRAWING 11-A-109-AR0086 FOR CONTINUATION

REFER TO DRAWING 11-A-109-AR0087 FOR CONTINUATION

NOT FOR CONSTRUCTION PRINT IN COLOUR
DETAILED DESIGN

REV	DATE	AMENDMENT	DSN	DRN	CHK	APP
B.02	07-07-23	ISSUED FOR DA	P.Q.	K.L.	D.B.	A.E.
B.01	07-07-23	ISSUED FOR IDD - IDC	P.Q.	R.B.	D.B.	A.E.
A	18-10-22	ISSUED FOR RD	P.Q.	R.B.	D.B.	A.E.

ORIG SIZE	0 10 20 30 40 50 100mm	This document must not be copied without PTA's written permission, and the contents thereof must not be imparted to a third party nor be used for any unauthorised purpose.
A1	AT ORIGINAL PLOT SIZE	




Contractor No. R30-WWH-DWG-AR-325-22000 | Rev. B.02

REFERENCES
XR11C1_Byf_Bus_20220601
XR11C1_Byf_Car_20220601
XR11C1_Byf_Ext_20220601
XR11C1_Byf_Cont_20220601

SCALE	1 : 250
DATUM	
HORIZONTAL:	PCG2020
VERTICAL:	AHD71


DESIGNED	P.Quang
DRAWN	R.Batteridge
CHECKED	D.Bate
APPROVED	A.Eyres
DATE	07-07-23




BYFORD RAIL EXTENSION

BYFORD STATION
ARCHITECTURAL
1-250 ROOF PLAN ZONE 03

PTA Drawing No: 11-A-109-AR0085 | Rev: B.02



REFER TO DRAWING 11-A-109-AR0085 FOR CONTINUATION



REFER TO DRAWING 11-A-109-AR0088 FOR CONTINUATION

NOT FOR CONSTRUCTION
DETAILED DESIGN

REV	DATE	AMENDMENT	DSN	DRN	CHK	APP
B.02	07-07-23	ISSUED FOR DA	P.Q.	K.L.	D.B.	A.E.
B.01	07-07-23	ISSUED FOR IDD - IDC	P.Q.	R.B.	D.B.	A.E.
A	18-10-22	ISSUED FOR RD	P.Q.	R.B.	D.B.	A.E.
ORIG SIZE	A1		AT ORIGINAL PLOT SIZE			

Contractor No. R30-WWH-DWG-AR-325-22001 | Rev. B.02

REFERENCES
XR11C1_Byf_Bus_20220601
XR11C1_Byf_Car_20220601
XR11C1_Byf_Ext_20220601
XR11C1_Byf_Cont_20220601

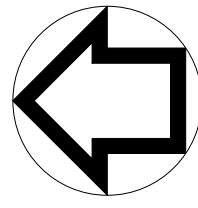
SCALE	1 : 250
DATUM	
HORIZONTAL:	PCG2020
VERTICAL:	AHD71

DESIGNED	P.Quang
DRAWN	R.Batteridge
CHECKED	D.Bate
APPROVED	A.Eyres
DATE	07-07-23

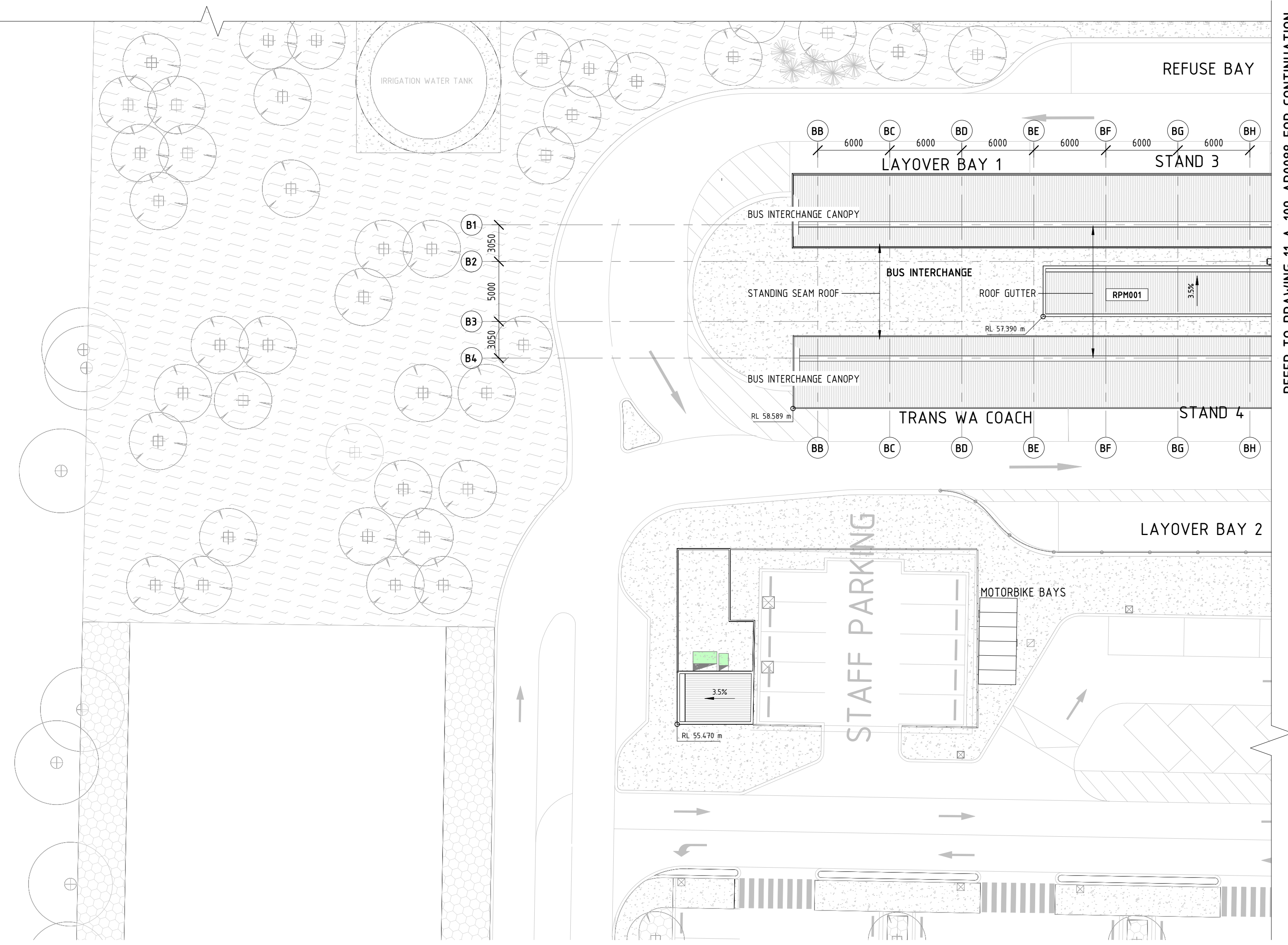
BYFORD RAIL EXTENSION

BYFORD STATION
ARCHITECTURAL
1-250 ROOF PLAN ZONE 04
PTA Drawing No: 11-A-109-AR0086

Rev: B.02



REFER TO DRAWING 11-A-109-AR0085 FOR CONTINUATION



REFER TO DRAWING 11-A-109-AR0088 FOR CONTINUATION

NOT FOR CONSTRUCTION
DETAILED DESIGN

REV	DATE	AMENDMENT	DSN	DRN	CHK	APP
B.02	07-07-23	ISSUED FOR DA	P.Q.	K.L.	D.B.	A.E.
B.01	07-07-23	ISSUED FOR IDD - IDC	P.Q.	R.B.	D.B.	A.E.
A	18-10-22	ISSUED FOR RD	P.Q.	R.B.	D.B.	A.E.

ORIG SIZE	0 10 20 30 40 50 100mm	This document must not be copied without PTA's written permission, and the contents thereof must not be imparted to a third party nor be used for any unauthorised purpose.
A1	AT ORIGINAL PLOT SIZE	




Contractor No. R30-WWH-DWG-AR-325-22002 | Rev. B.02

REFERENCES
XR11C1_Byf_Bus_20220601 XR11C1_Byf_Car_20220601 XR11C1_Byf_Ext_20220601 XR11C1_Byf_Cont_20220601

SCALE
1 : 250

DATUM
HORIZONTAL: PCG2020 VERTICAL: AHD71


DESIGNED	P.Quang
DRAWN	R.Batteridge
CHECKED	D.Bate
APPROVED	A.Eyres
DATE	07-07-23



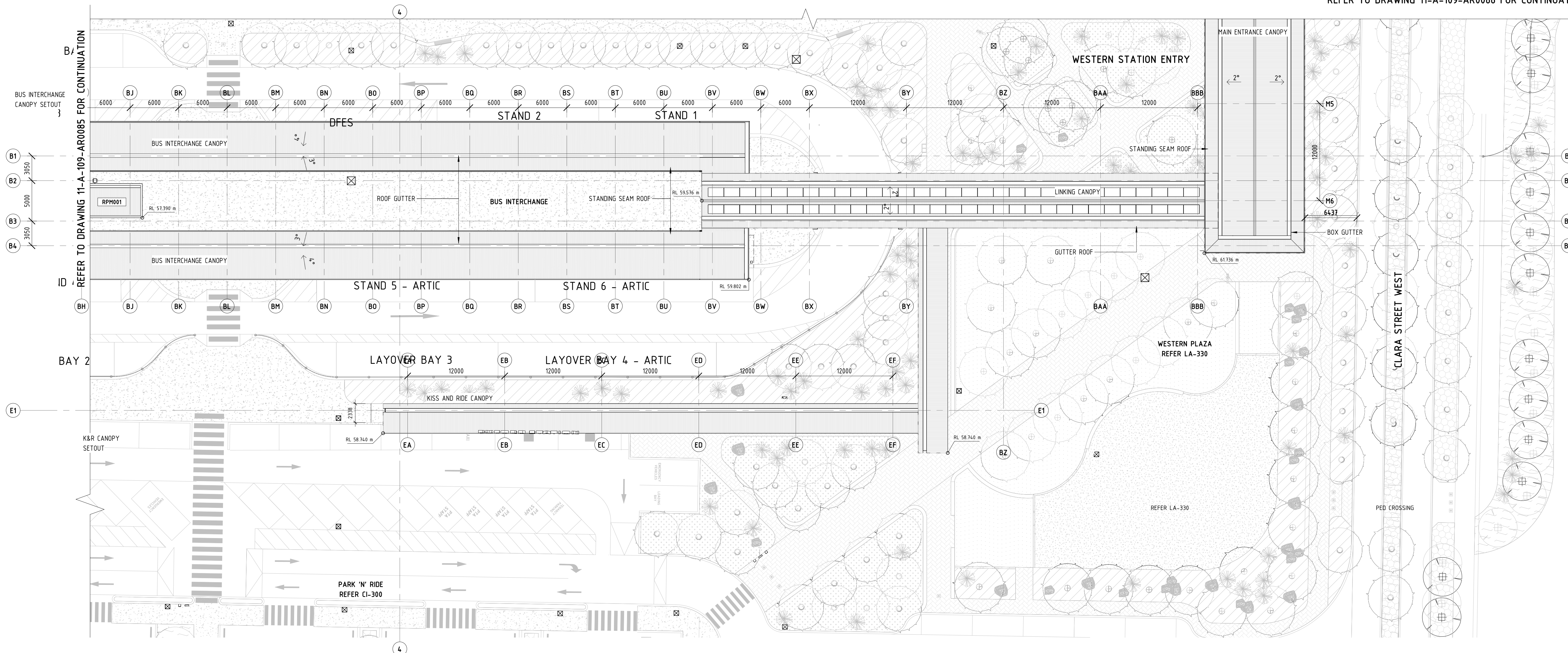
BYFORD RAIL EXTENSION

BYFORD STATION
ARCHITECTURAL
1-250 ROOF PLAN ZONE 09
PTA Drawing No: 11-A-109-AR0087

Rev: B.02



REFER TO DRAWING 11-A-109-AR0086 FOR CONTINUATION



NOT FOR CONSTRUCTION
PRINT IN COLOUR
DETAILED DESIGN

REV	DATE	AMENDMENT	DSN	DRN	CHK	APP
B.02	07-07-23	ISSUED FOR DA	P.Q.	K.L.	D.B.	A.E.
B.01	07-07-23	ISSUED FOR IDD - IDC	P.Q.	R.B.	D.B.	A.E.
A	18-10-22	ISSUED FOR RD	P.Q.	R.B.	D.B.	A.E.
ORIG SIZE	0 10 20 30 40 50 100mm		AT ORIGINAL PLOT SIZE			
A1						



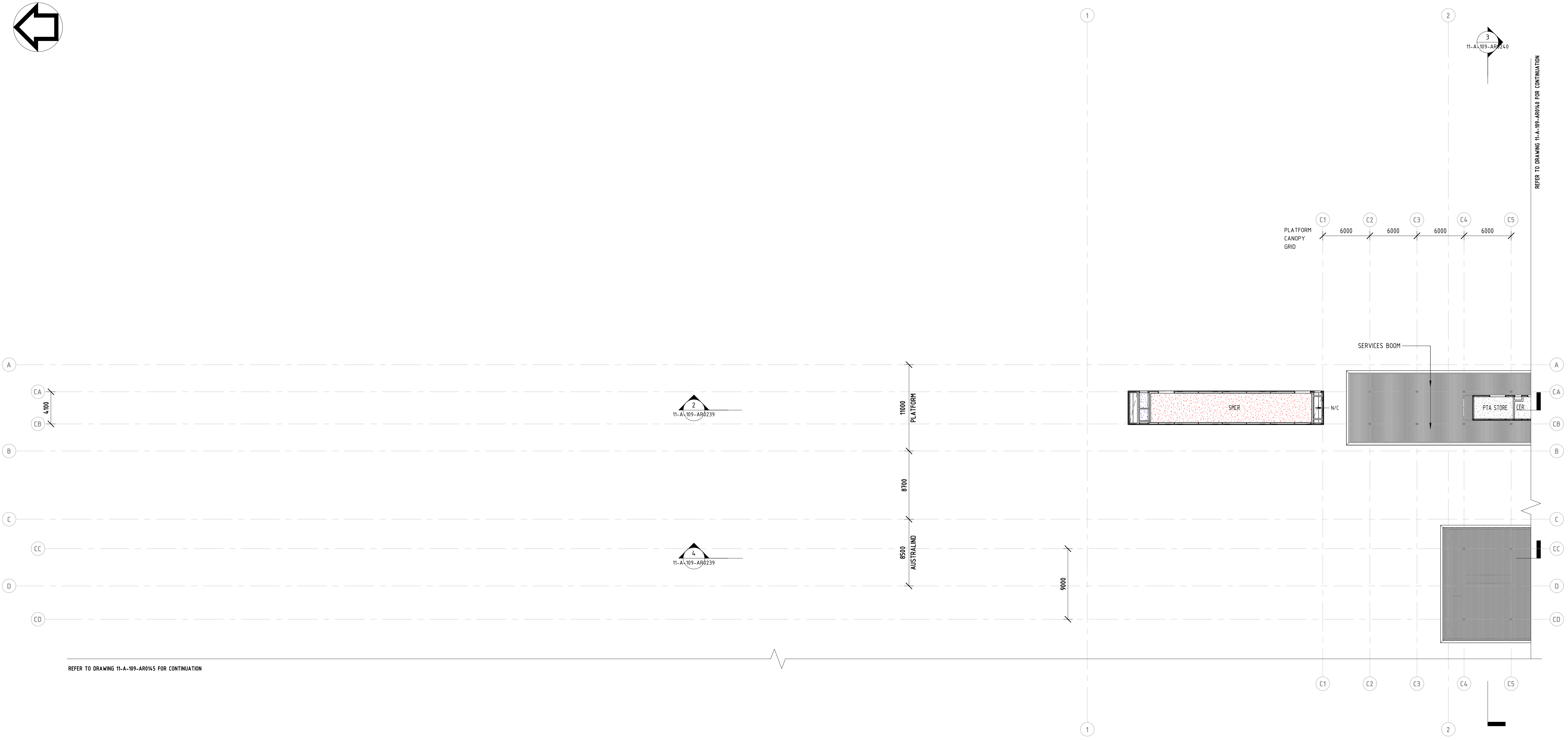
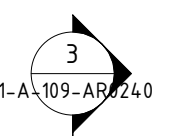

Contractor No. R30-WWH-DWG-AR-325-22003 | Rev. B.02

REFERENCES
XR11CI_Byf_Bus_20220601 XR11CI_Byf_Car_20220601 XR11CI_Byf_Ext_20220601 XR11CI_Byf_Cont_20220601

SCALE	1 : 250
DATUM	HORIZONTAL: PCG2020 VERTICAL: AHD71

DESIGNED	P.Quang
DRAWN	R.Batteridge
CHECKED	D.Bate
APPROVED	A.Eyres
DATE	07-07-23

	BYFORD RAIL EXTENSION
BYFORD STATION	
ARCHITECTURAL	
1-250 ROOF PLAN ZONE 10	
PTA Drawing No: 11-A-109-AR0088	Rev: B.02



REFER TO DRAWING 11-A-109-AR0145 FOR CONTINUATION

REFER TO DRAWING 11-A-109-AR0143 FOR CONTINUATION

NOT FOR CONSTRUCTION PRINT IN COLOUR
DETAILED DESIGN

REV	DATE	AMENDMENT	DSN	DRN	CHK	APP
B.02	07-07-23	ISSUED FOR DA	P.Q.	K.L.	D.B.	A.E.
B.01	07-07-23	ISSUED FOR IDD - IDC	P.Q.	R.B.	D.B.	A.E.
A	18-10-22	ISSUED FOR RD	P.Q.	R.B.	D.B.	A.E.

ORIG SIZE **A1** AT ORIGINAL PLOT SIZE


This document must not be copied without PTA's written permission, and the contents thereof must not be imparted to a third party nor be used for any unauthorised purpose.



REFERENCES	SCALE 1 : 250
	DATUM HORIZONTAL: PCG2020 VERTICAL: AHD71

DESIGNED	P.Quang
DRAWN	R.Batteridge
CHECKED	D.Bate
APPROVED	A.Eyres
DATE	07-07-23

	BYFORD RAIL EXTENSION BYFORD STATION ARCHITECTURAL 1-250 CEILING PLAN ZONE 03 PTA Drawing No: 11-A-109-AR0139	Rev: B.02
--	---	-----------

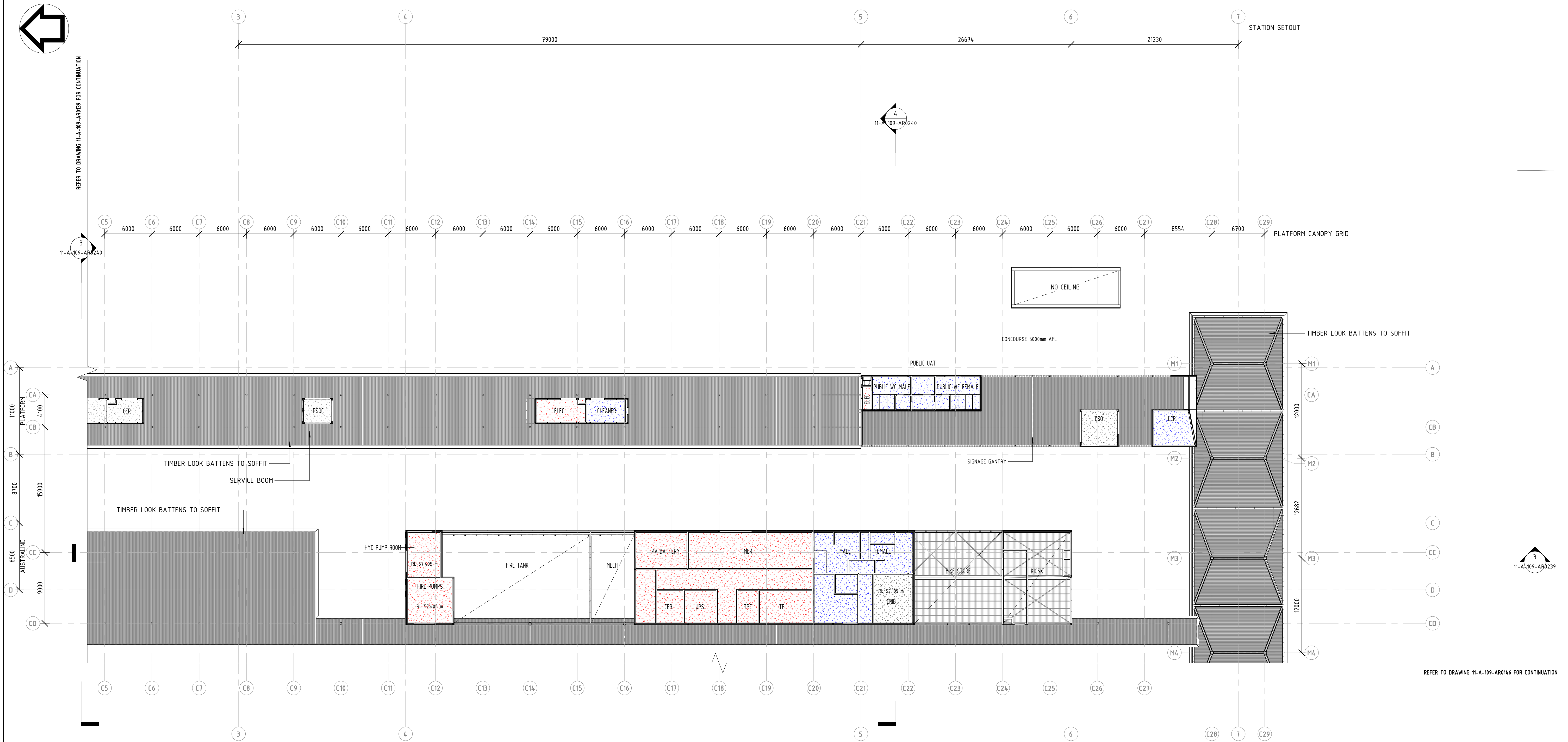


REFER TO DRAWING 11-A-109-AR0146 FOR CONTINUATION

11-A-109-AR0240

11-A-109-AR0240

11-A-109-AR0239



REFER TO DRAWING 11-A-109-AR0146 FOR CONTINUATION

NOT FOR CONSTRUCTION PRINT IN COLOUR
DETAILED DESIGN

REV	DATE	AMENDMENT	DSN	DRN	CHK	APP
B.02	07-07-23	ISSUED FOR DA	P.Q.	K.L.	D.B.	A.E.
B.01	07-07-23	ISSUED FOR IDD - IDC	P.Q.	R.B.	D.B.	A.E.
A	18-10-22	ISSUED FOR RD	P.Q.	R.B.	D.B.	A.E.

ORIG SIZE **A1** AT ORIGINAL PLOT SIZE

This document must not be copied without PTA's written permission, and the contents thereof must not be imparted to a third party nor be used for any unauthorised purpose.

Contractor No. R30-WWH-DWG-AR-325-30004 | Rev. B.02

REFERENCES

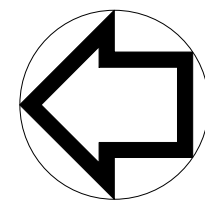
SCALE 1 : 250
DATUM HORIZONTAL: PCG2020 VERTICAL: AHD71

DESIGNED	P.Quang
DRAWN	R.Batteridge
CHECKED	D.Bate
APPROVED	A.Eyres
DATE	07-07-23

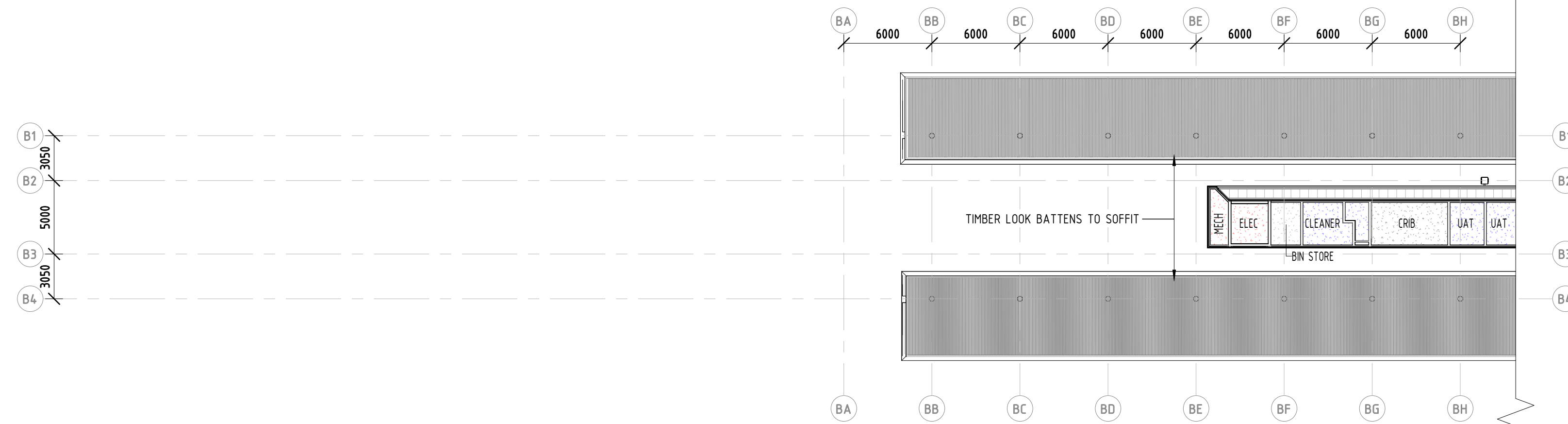
BYFORD RAIL EXTENSION

BYFORD STATION
ARCHITECTURAL
1-250 CEILING PLAN ZONE 04

PTA Drawing No: 11-A-109-AR0140 Rev: B.02



REFER TO DRAWING 11-A-109-AR0139 FOR CONTINUATION



REFER TO DRAWING 11-A-109-AR0145 FOR CONTINUATION

NOT FOR CONSTRUCTION PRINT IN COLOUR
DETAILED DESIGN


REV	DATE	AMENDMENT	DSN	DRN	CHK	APP
B.02	07-07-23	ISSUED FOR DA	P.Q.	K.L.	D.B.	A.E.
B.01	07-07-23	ISSUED FOR IDD - IDC	P.Q.	R.B.	D.B.	A.E.
A	18-10-22	ISSUED FOR RD	P.Q.	R.B.	D.B.	A.E.

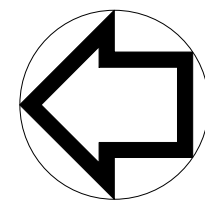
ORIG SIZE	0 10 20 30 40 50 100mm	This document must not be copied without PTA's written permission, and the contents thereof must not be imparted to a third party nor be used for any unauthorised purpose.
A1	AT ORIGINAL PLOT SIZE	



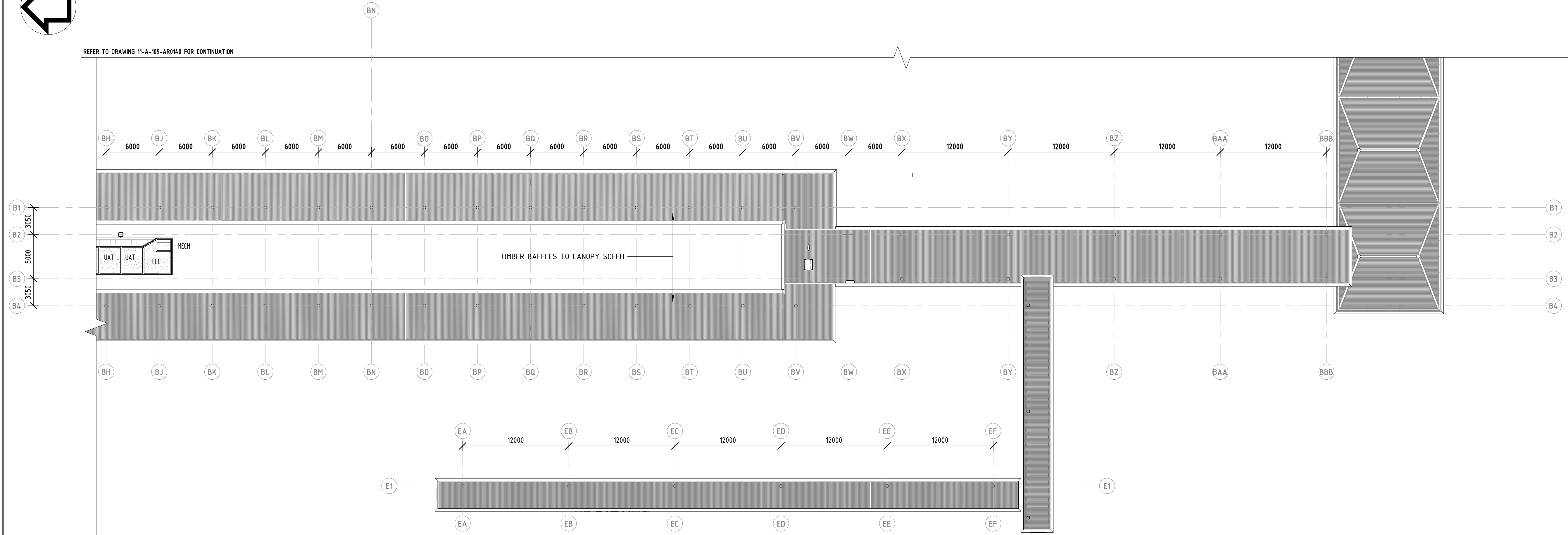
Contractor No. R30-WWH-DWG-AR-325-30009 | Rev. B.02

REFERENCES	SCALE	DESIGNED
	1 : 250	P.Quang
		DRAWN R.Batteridge
		CHECKED D.Bate
		APPROVED A.Eyres
		DATE 07-07-23

	BYFORD RAIL EXTENSION
BYFORD STATION	
ARCHITECTURAL	
1-250 CEILING PLAN ZONE 09	
PTA Drawing No: 11-A-109-AR0145	Rev: B.02



REFER TO DRAWING 11-A-109-AR0140 FOR CONTINUATION



REFER TO DRAWING 11-A-109-AR0145 FOR CONTINUATION

NOT FOR CONSTRUCTION PRINT IN COLOUR
DETAILED DESIGN

REV	DATE	AMENDMENT	DSN	DRN	CHK	APP
B.02	07-07-23	ISSUED FOR DA	P.Q.	K.L.	D.B.	A.E.
B.01	07-07-23	ISSUED FOR IDD - IDC	P.Q.	R.B.	D.B.	A.E.
A	18-10-22	ISSUED FOR RD	P.Q.	R.B.	D.B.	A.E.

ORIG SIZE: A1
AT ORIGINAL PLOT SIZE

This document must not be copied without PTA's written permission, and the contents thereof must not be imparted to a third party nor be used for any unauthorised purpose.

Contractor No. R30-WWH-DWG-AR-325-30010 | Rev. B.02

REFERENCES

SCALE
1 : 250

DATUM
HORIZONTAL: PCG2020 VERTICAL: AHD71

DESIGNED	P.Quang
DRAWN	R.Batteridge
CHECKED	D.Bate
APPROVED	A.Eyres
DATE	07-07-23

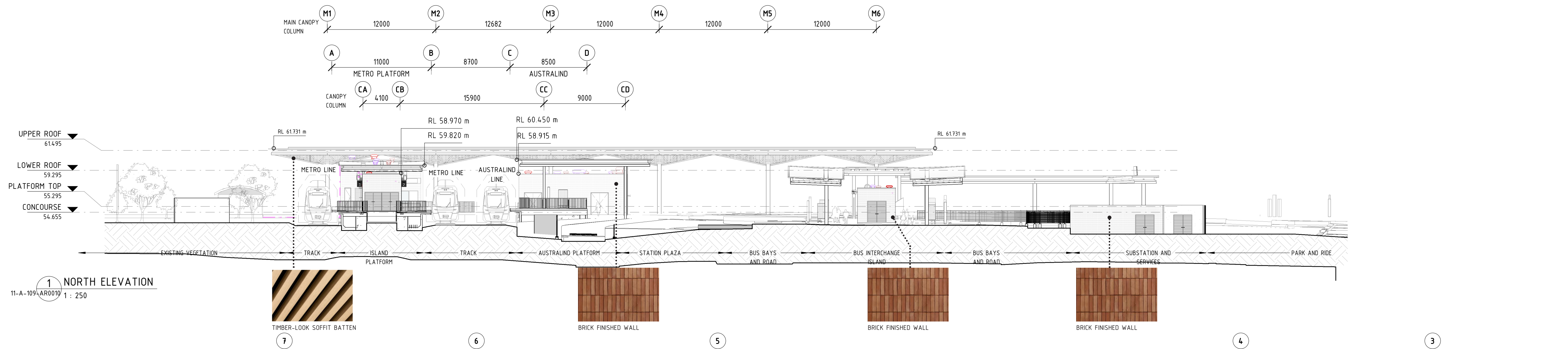
Government of Western Australia
Public Transport Authority

BYFORD RAIL EXTENSION

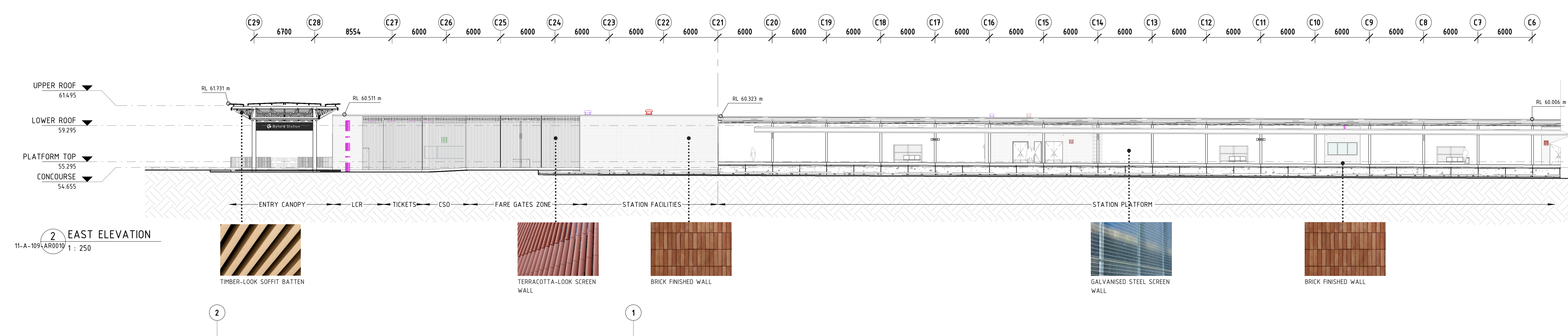
BYFORD STATION
ARCHITECTURAL
1-250 CEILING PLAN ZONE 10

PTA Drawing No: 11-A-109-AR0146

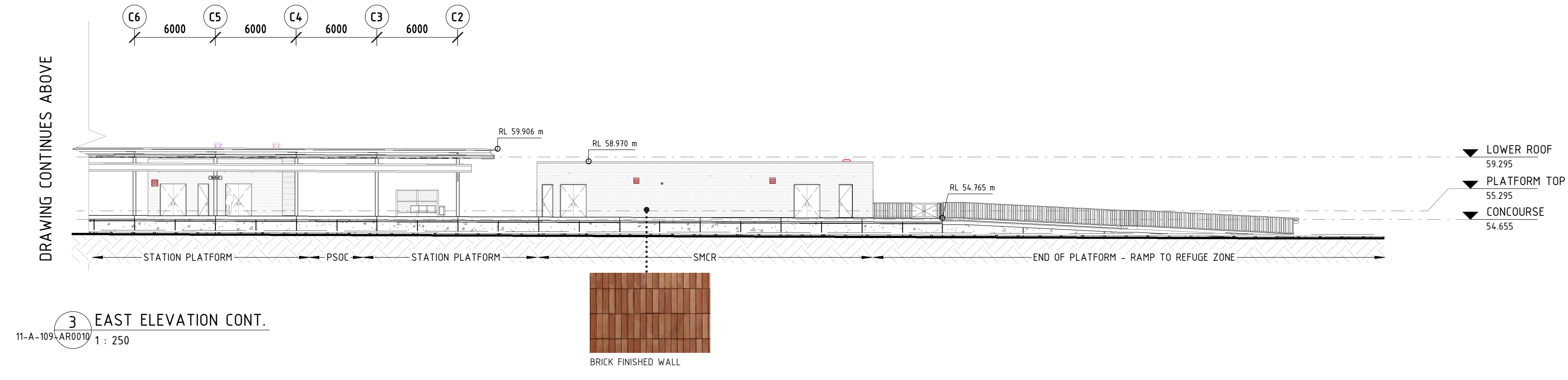
Rev: B.02



1 NORTH ELEVATION
11-A-109-AR0019 1: 250



2 EAST ELEVATION
11-A-109-AR0019 1: 250



3 EAST ELEVATION CONT.
11-A-109-AR0019 1: 250

DRAWING CONTINUES BELOW

NOT FOR CONSTRUCTION
PRINT IN COLOUR
DETAILED DESIGN

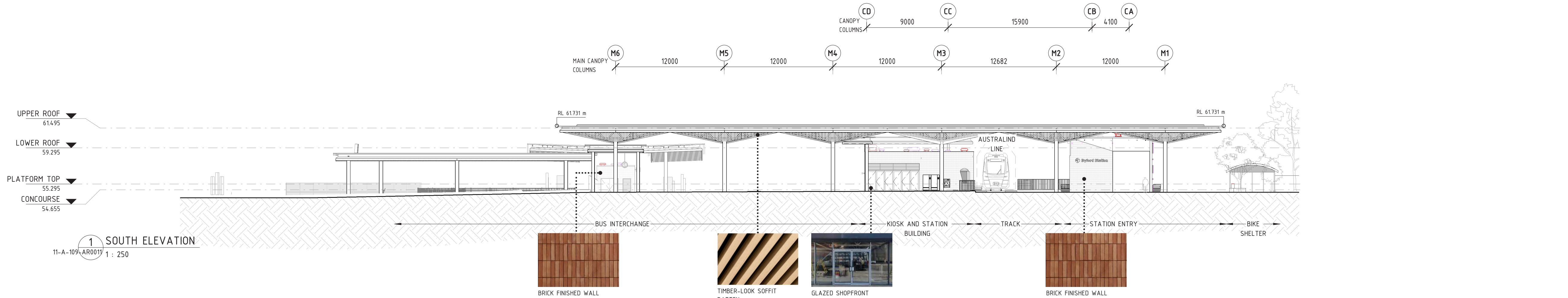
REV	DATE	AMENDMENT	DSN	DRN	CHK	APP
B.02	07-07-23	ISSUED FOR DA	P.Q.	K.L.	D.B.	A.E.
B.01	07-07-23	ISSUED FOR IDD - IDC	P.Q.	K.L.	D.B.	A.E.
A	18-10-22	ISSUED FOR RD	P.Q.	K.L.	D.B.	A.E.
ORIG SIZE	A1		AT ORIGINAL PLOT SIZE			



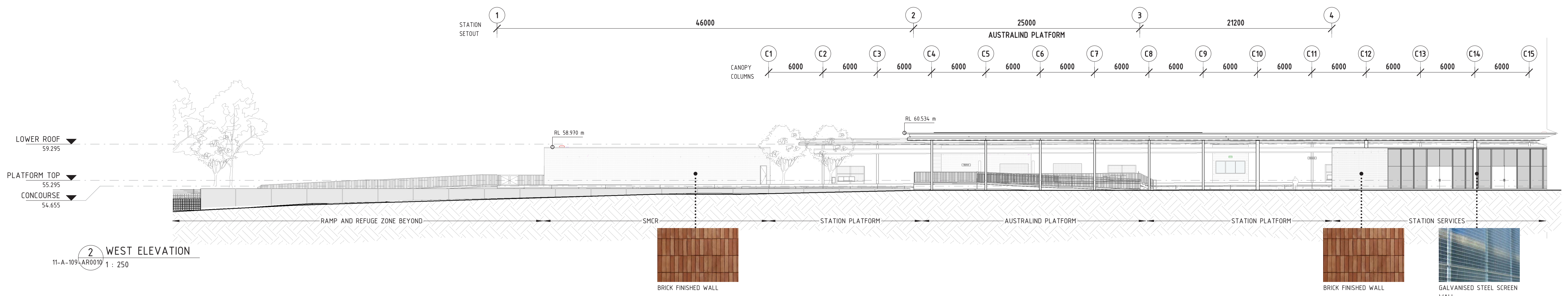
REFERENCES	SCALE 1 : 250
DATUM HORIZONTAL: PCG2020 VERTICAL: AHD71	DESIGNED P.Quang DRAWN K.Low CHECKED D.Bate APPROVED A.Eyres DATE 07-07-23

		BYFORD RAIL EXTENSION
BYFORD STATION		ARCHITECTURAL
BUILDING ELEVATIONS SHEET 01		PTA Drawing No: 11-A-109-AR0214
		Rev: B.02

This document must not be copied without PTA's written permission, and the contents thereof must not be imparted to a third party nor be used for any unauthorised purpose.



1 SOUTH ELEVATION
11-A-109-AR0019 1 : 250



2 WEST ELEVATION
11-A-109-AR0019 1 : 250



3 WEST ELEVATION CONT.
11-A-109-AR0019 1 : 250

NOT FOR CONSTRUCTION
PRINT IN COLOUR
DETAILED DESIGN

REV	DATE	AMENDMENT	DSN	DRN	CHK	APP
B.02	07-07-23	ISSUED FOR DA	P.Q.	K.L.	D.B.	A.E.
B.01	07-07-23	ISSUED FOR IDD - IDC	P.Q.	K.L.	D.B.	A.E.
A	18-10-22	ISSUED FOR RD	P.Q.	K.L.	D.B.	A.E.
ORIG SIZE	0 10 20 30 40 50 100mm		This document must not be copied without PTA's written permission, and the contents thereof must not be imparted to a third party nor be used for any unauthorised purpose.			
A1	AT ORIGINAL PLOT SIZE		Contractor No. R30-WWH-DWG-AR-325-L0002 Rev. B.02			



REFERENCES	SCALE 1 : 250
	DATUM HORIZONTAL: PCG2020 VERTICAL: AHD71

DESIGNED	P.Quang
DRAWN	K.Low
CHECKED	D.Bate
APPROVED	A.Eyres
DATE	07-07-23

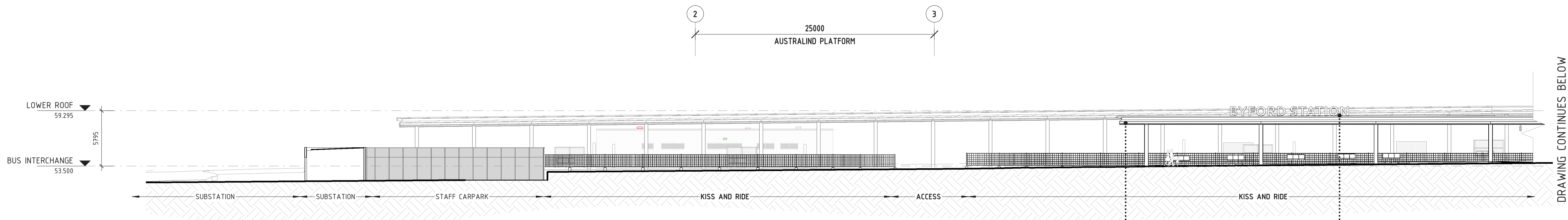
Government of Western Australia
Public Transport Authority

BYFORD RAIL EXTENSION

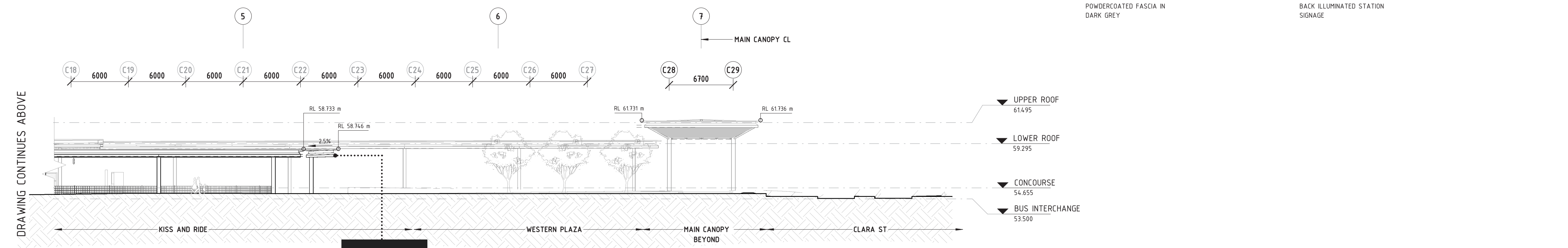
BYFORD STATION
ARCHITECTURAL
BUILDING ELEVATIONS SHEET 02

PTA Drawing No: 11-A-109-AR0215

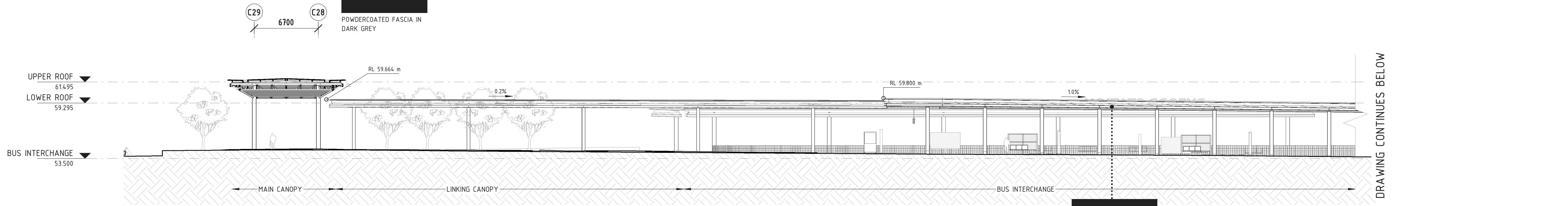
Rev: B.02



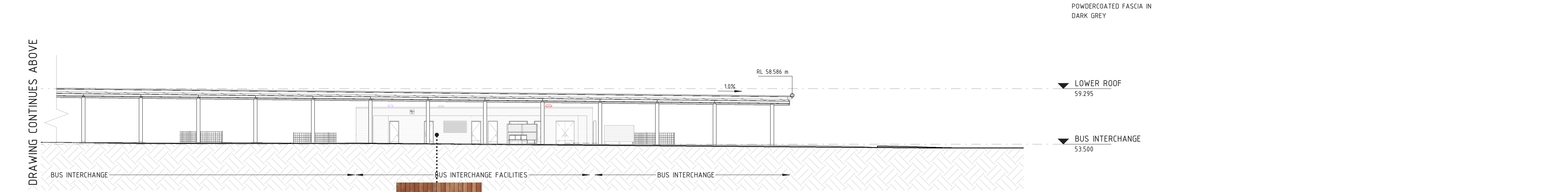
1 KnR WEST ELEVATION
11-A-109-AR0019 1 : 250



2 KnR WEST ELEVATION CONT.
11-A-109-AR0019 1 : 250



3 BUS INTERCHANGE EAST ELEVATION
11-A-109-AR0019 1 : 250



4 BUS INTERCHANGE EAST ELEVATION CONT.
11-A-109-AR0019 1 : 250

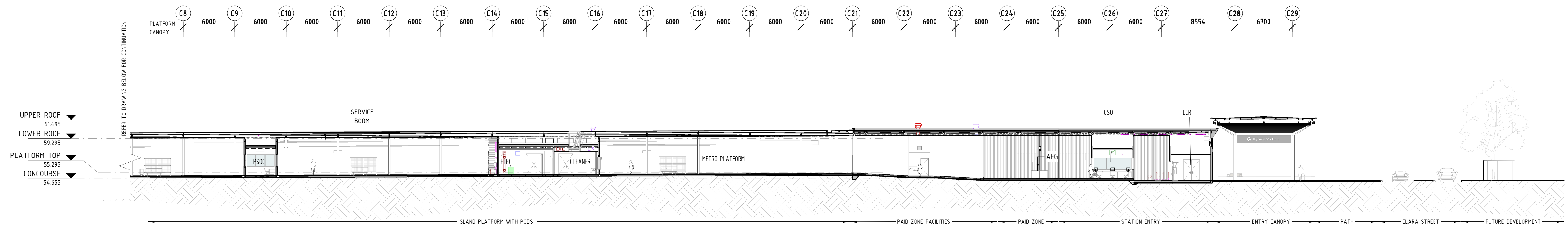
NOT FOR CONSTRUCTION PRINT IN COLOUR
DETAILED DESIGN

REV	DATE	AMENDMENT	DSN	DRN	CHK	APP
A.02	07-07-23	ISSUED FOR DA	P.Q.	K.L.	D.B.	A.E.
A.01	07-07-23	ISSUED FOR IDD - IOC	P.Q.	K.L.	D.B.	A.E.
ORIG SIZE	A1					

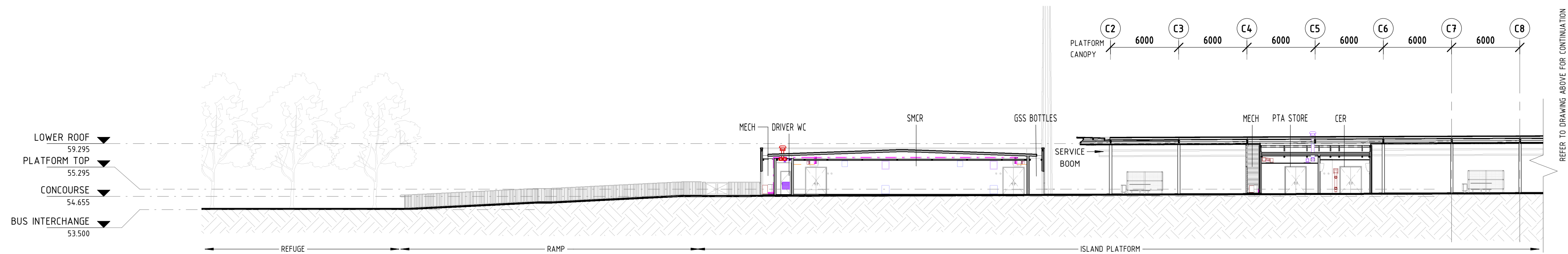


REFERENCES	SCALE 1 : 250
DATUM HORIZONTAL: PCG2020 VERTICAL: AHD71	DESIGNED P.Quang DRAWN K.Low CHECKED D.Bate APPROVED A.Eyres DATE 07-07-23

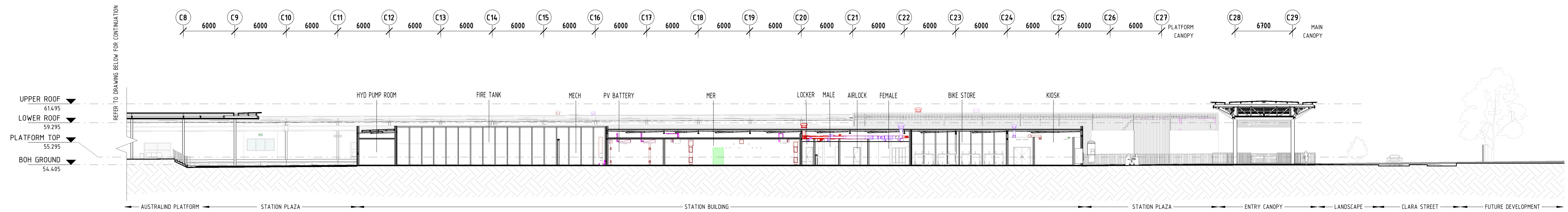
		BYFORD RAIL EXTENSION
BYFORD STATION		
ARCHITECTURAL		
BUILDING ELEVATIONS SHEET 03		
PTA Drawing No: 11-A-109-AR0216		Rev: A.02



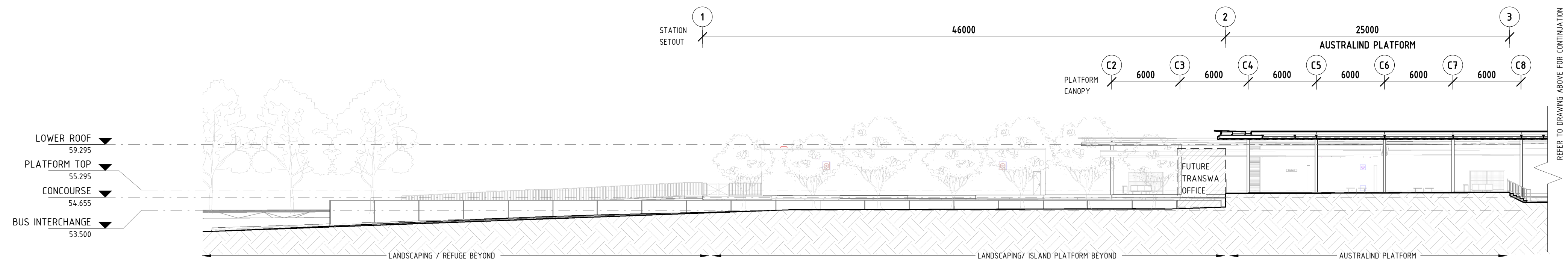
1 N-S SECTION - ISLAND PLATFORM
11-A-109-AR0033 1 : 250



2 N-S SECTION - ISLAND PLATFORM
11-A-109-AR0019 1 : 250



3 N-S SECTION - AUSTRALIND PLATFORM
11-A-109-AR0019 1 : 250



4 N-S SECTION - AUSTRALIND PLATFORM
11-A-109-AR0019 1 : 250


NOT FOR CONSTRUCTION PRINT IN COLOUR
DETAILED DESIGN

REV	DATE	AMENDMENT	DSN	DRN	CHK	APP
B.02	07-07-23	ISSUED FOR DA	P.Q.	K.L.	D.B.	A.E.
B.01	07-07-23	ISSUED FOR IDD - IDC	P.Q.	C.M.	D.B.	A.E.
A	18-10-22	ISSUED FOR RD	P.Q.	C.M.	D.B.	A.E.
ORIG SIZE			AT ORIGINAL PLOT SIZE			
A1			100mm			



Contractor No. R30-WWH-DWG-AR-325-50001 | Rev. B.02

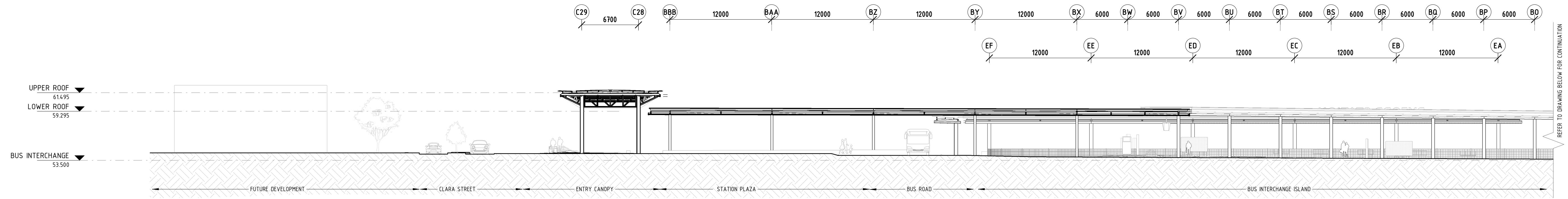
REFERENCES	SCALE 1 : 250	DESIGNED P.Quang
	DATUM HORIZONTAL: PCG2020 VERTICAL: AHD71	DRAWN C.Massing
		CHECKED D.Bate
		APPROVED A.Eyres
		DATE 07-07-23



BYFORD RAIL EXTENSION

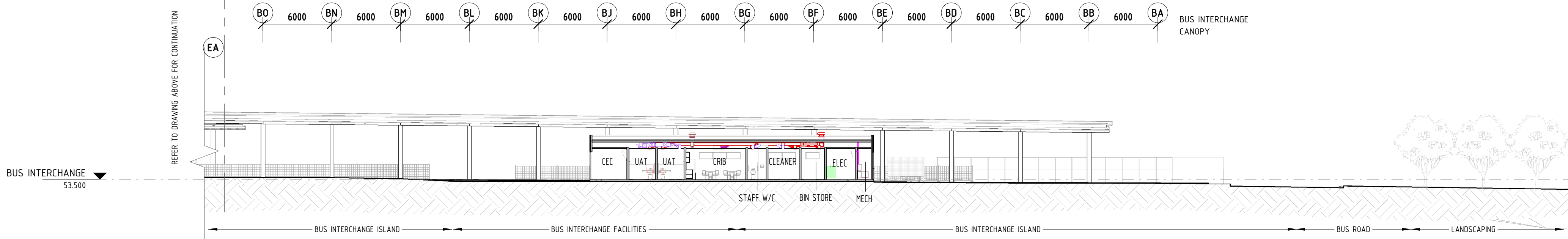
BYFORD STATION
ARCHITECTURAL
BUILDING SECTIONS SHEET 01

PTA Drawing No: 11-A-109-AR0239 Rev: B.02



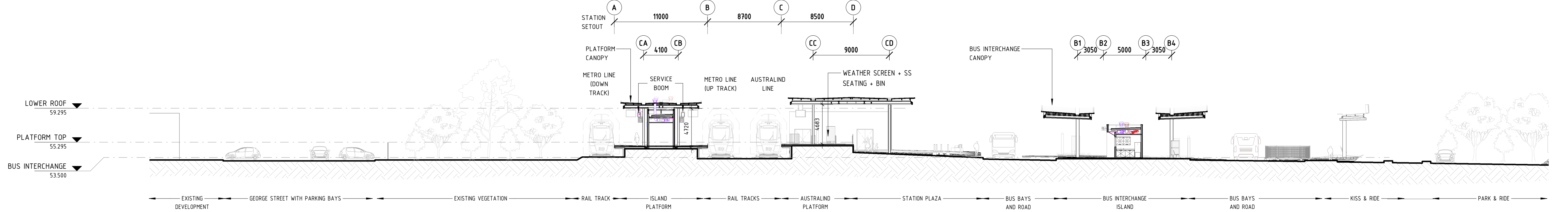
1 N-S SECTION - BUS INTERCHANGE

11-A-109-AR0017 1 : 250



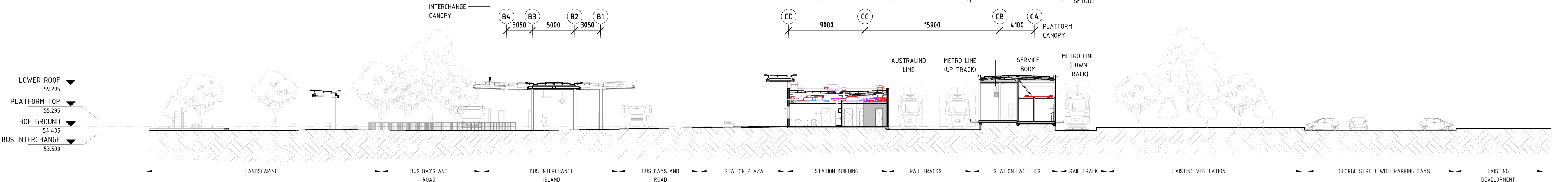
2 N-S SECTION - BUS INTERCHANGE

11-A-109-AR0016 1 : 250



3 E-W SECTION - PLATFORM

11-A-109-AR0010 1 : 250



4 E-W SECTION - STATION BUILDING

11-A-109-AR0011 1 : 250

NOT FOR CONSTRUCTION PRINT IN COLOUR
DETAILED DESIGN

REV	DATE	AMENDMENT	DSN	DRN	CHK	APP
B.02	07-07-23	ISSUED FOR DA	P.Q.	K.L.	D.B.	A.E.
B.01	07-07-23	ISSUED FOR IDD - IDC	P.Q.	C.M.	D.B.	A.E.
A	18-10-22	ISSUED FOR RD	P.Q.	C.M.	D.B.	A.E.
ORIG SIZE	0 10 20 30 40 50 100mm		This document must not be copied without PTA's written permission, and the contents thereof must not be imparted to a third party nor be used for any unauthorised purpose.			
A1	AT ORIGINAL PLOT SIZE		Contractor No. R30-WWH-DWG-AR-325-50002 Rev. B.02			



REFERENCES	SCALE
	1 : 250
	DATUM
	HORIZONTAL: PCG2020
	VERTICAL: AHD71

DESIGNED	P.Quang
DRAWN	C.Massing
CHECKED	D.Bate
APPROVED	A.Eyres
DATE	07-07-23

Government of Western Australia
Public Transport Authority

BYFORD RAIL EXTENSION

BYFORD STATION
ARCHITECTURAL
BUILDING SECTIONS SHEET 02

PTA Drawing No: 11-A-109-AR0240

Rev: B.02



Artist interpretation for illustrative purposes only

NOT FOR CONSTRUCTION PRINT IN COLOUR
DETAILED DESIGN

A.01	07-07-23	ISSUED FOR DA	P.Q.	K.L.	D.B.	A.E.			
REV	DATE	AMENDMENT	DSN	DRN	CHK	APP			
ORIG SIZE	0 10 20 30 40 50 100mm		This document must not be copied without PTA's written permission, and the contents thereof must not be imparted to a third party nor be used for any unauthorised purpose.						
A1	AT ORIGINAL PLOT SIZE		Contractor No. R30-WWH-DWG-AR-325-00004 Rev. A.01						



REFERENCES	SCALE
	DATUM
	HORIZONTAL: PCG2020
	VERTICAL: AHD71

DESIGNED	P.Quang
DRAWN	K.Low
CHECKED	D.Bate
APPROVED	A.Eyres
DATE	07-07-23

BYFORD RAIL EXTENSION
BYFORD STATION ARCHITECTURAL PERSPECTIVE
PTA Drawing No: Rev: A.01



Artist interpretation for illustrative purposes only

NOT FOR CONSTRUCTION PRINT IN COLOUR
DETAILED DESIGN

REV	DATE	ISSUED FOR	P.Q.	K.L.	D.B.	A.E.
			DSN	DRN	CHK	APP
A.01	07-07-23	ISSUED FOR DA				

AMENDMENT

0	10	20	30	40	50	100mm
---	----	----	----	----	----	-------

AT ORIGINAL PLOT SIZE

This document must not be copied without PTA's written permission, and the contents thereof must not be imparted to a third party nor be used for any unauthorised purpose.

MetCONNX

Contractor No. R30-WWH-DWG-AR-325-00005 | Rev. A.01

REFERENCES	SCALE
DATUM	
HORIZONTAL: PCG2020	
VERTICAL: AHD71	

DESIGNED	P.Quang
DRAWN	K.Low
CHECKED	D.Bate
APPROVED	A.Eyres
DATE	07-07-23

BYFORD RAIL EXTENSION

BYFORD STATION
ARCHITECTURAL
PERSPECTIVE

PTA Drawing No: _____ Rev: A.01



Artist interpretation for illustrative purposes only

NOT FOR CONSTRUCTION PRINT IN COLOUR
DETAILED DESIGN

REV	DATE	ISSUED FOR	DA	P.Q.	K.L.	D.B.	A.E.
		AMENDMENT		DSN	DRN	CHK	APP
0 10 20 30 40 50 100mm AT ORIGINAL PLOT SIZE				This document must not be copied without PTA's written permission, and the contents thereof must not be imparted to a third party nor be used for any unauthorised purpose.			
A1				Contractor No. R30-WWH-DWG-AR-325-00006 Rev. A.01			

MetCONNX

REFERENCES	SCALE
	DATUM
	HORIZONTAL: PCG2020
	VERTICAL: AHD71

DESIGNED	P.Quang
DRAWN	K.Low
CHECKED	D.Bate
APPROVED	A.Eyres
DATE	07-07-23

BYFORD RAIL EXTENSION

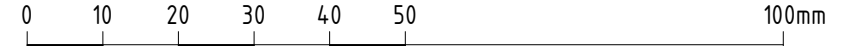
BYFORD STATION
 ARCHITECTURAL
 PERSPECTIVE

PTA Drawing No: Rev: A.01



Artist interpretation for illustrative purposes only


NOT FOR CONSTRUCTION PRINT IN COLOUR
DETAILED DESIGN

A.01	07-07-23	ISSUED FOR DA	P.Q.	K.L.	D.B.	A.E.
REV	DATE	AMENDMENT	DSN	DRN	CHK	APP
ORIG SIZE			This document must not be copied without PTA's written permission, and the contents thereof must not be imparted to a third party nor be used for any unauthorised purpose.			
A1	AT ORIGINAL PLOT SIZE		Contractor No. R30-WWH-DWG-AR-325-00007 Rev. A.01			



REFERENCES	SCALE
	DATUM
	HORIZONTAL: PCG2020
	VERTICAL: AHD71

DESIGNED	P.Quang
DRAWN	K.Low
CHECKED	D.Bate
APPROVED	A.Eyres
DATE	07-07-23

	BYFORD RAIL EXTENSION
BYFORD STATION ARCHITECTURAL PERSPECTIVE	
PTA Drawing No:	Rev: A.01



Artist interpretation for illustrative purposes only

NOT FOR CONSTRUCTION PRINT IN COLOUR
DETAILED DESIGN

A.01	07-07-23	ISSUED FOR DA	P.Q.	K.L.	D.B.	A.E.
REV	DATE	AMENDMENT	DSN	DRN	CHK	APP
ORIG SIZE			<small>This document must not be copied without PTA's written permission, and the contents thereof must not be imparted to a third party nor be used for any unauthorised purpose.</small>			
A1	AT ORIGINAL PLOT SIZE		Contractor No. R30-WWH-DWG-AR-325-00008 Rev. A.01			



REFERENCES	SCALE
	DATUM HORIZONTAL: PCG2020 VERTICAL: AHD71

DESIGNED	P.Quang
DRAWN	K.Low
CHECKED	D.Bate
APPROVED	A.Eyres
DATE	07-07-23

	BYFORD RAIL EXTENSION
BYFORD STATION ARCHITECTURAL PERSPECTIVE	
PTA Drawing No:	Rev: A.01



Artist interpretation for illustrative purposes only

NOT FOR CONSTRUCTION PRINT IN COLOUR
DETAILED DESIGN


REV	DATE	ISSUED FOR DA	P.Q.	K.L.	D.B.	A.E.
		AMENDMENT	DSN	DRN	CHK	APP
ORIG SIZE						
A1		AT ORIGINAL PLOT SIZE				


MetCONX

Contractor No. R30-WWH-DWG-AR-325-00009 | Rev. A.01

REFERENCES	SCALE
	DATUM HORIZONTAL: PCG2020 VERTICAL: AHD71

DESIGNED	P.Quang
DRAWN	K.Low
CHECKED	D.Bate
APPROVED	A.Eyres
DATE	07-07-23

	BYFORD RAIL EXTENSION
BYFORD STATION ARCHITECTURAL PERSPECTIVE	
PTA Drawing No:	Rev: A.01



Artist interpretation for illustrative purposes only

NOT FOR CONSTRUCTION PRINT IN COLOUR
DETAILED DESIGN


REV	DATE	ISSUED FOR	DA	P.Q.	K.L.	D.B.	A.E.
ORIG SIZE	AMENDMENT		DSN	DRN	CHK	APP	
A1	07-07-23	ISSUED FOR DA					
<small>This document must not be copied without PTA's written permission, and the contents thereof must not be imparted to a third party nor be used for any unauthorised purpose.</small>							



Contractor No. R30-WWH-DWG-AR-325-00010 | Rev. A.01

REFERENCES	SCALE
	DATUM
	HORIZONTAL: PCG2020
	VERTICAL: AHD71

DESIGNED	P.Quang
DRAWN	K.Low
CHECKED	D.Bate
APPROVED	A.Eyres
DATE	07-07-23



BYFORD RAIL EXTENSION

BYFORD STATION
ARCHITECTURAL PERSPECTIVE

PTA Drawing No: Rev: A.01