

Waste Data Online

Quick guide – E-waste requirements (local government annual return)

E-waste requirements

This page is the approved form to provide information relating to regulated e-waste collected and transferred by your local government in accordance with Regulation 11 of the Waste Avoidance and Resource Recovery (e-waste) Regulations 2024.

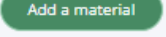
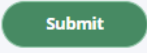
To determine if your local government is required to provide information related to regulated e-waste, answer the following questions.

- a. Select *Yes* or *No* if your premises is licensed under Part V of the *Environmental Protection Act 1986*. If *No* is selected, then you can proceed to the next page.
- b. Select *Yes* or *No* if your local government stores, treats or processes regulated e-waste at this premises. If *No* is selected, then you can proceed to the next page.

If you selected *Yes* to the above questions, then you are required to provide information on regulated e-waste received and transferred from your licensed premises.

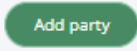
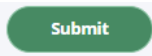
Regulated e-waste received

To enter the amount of regulated e-waste received:

- a. Click on the  button enter the details about regulated e-waste received during the reporting period. A pop-up box will appear. Note that you will need to enter data into all the mandatory fields marked with a red asterisk.
- b. Select the regulated e-waste category from the Tier 1 drop-down list.
- c. Select the relevant regulated e-waste sub-category from the Tier 2 drop-down list.
- d. Enter the total tonnes received, total residual waste produced and how much was recovered/recycled. The total tonnes processed will be automatically calculated.
- e. If separation was undertaken, enter the weight (in tonnes) of regulated e-waste against each of the relevant separation techniques (manual dismantling, shredding or other process).
- f. If recycling was undertaken, enter the weight (in tonnes) of regulated e-waste against each of the relevant recycling techniques (mechanical recycling, chemical recycling, smelting and refining, and reuse and refurbishment).
- g. Click on the  button once you have completed the pop-up form.
- h. Repeat these steps to enter each regulated e-waste category.

Regulated e-waste transferred

To enter the amount of regulated e-waste transferred:

- a. *Did your premises transfer regulated e-waste during the reporting period?* Click on *Yes* or *No*. If *No* is selected, then you can proceed to the next page.
- b. If *Yes* is selected, then click on the  button and select the person the regulated e-waste was transferred to. If the person that regulated e-waste was transferred to is not on this list, please email waste.data@dwer.wa.gov.au.
- c. Enter the weight of regulated e-waste transferred (in tonnes), then click the  button.