



Department of
Jobs, Tourism, Science
and Innovation



WA Industry Link

Annual Report

2024-25



Acknowledgement of Country

The Department of Jobs, Tourism, Science and Innovation acknowledges the Traditional Custodians throughout Western Australia and their continuing connection to land, waters, and community. We pay our respects to all members of Aboriginal and Torres Strait Islander communities and their cultures, and to Elders past, present, and emerging.

Contents

Minister’s Foreword 2

Executive Summary 4

Industry Link Advisory Service (ILAS) 6

 Western Australian Industry Participation Strategy (WAIPS) 2024..... 6

 Made in WA..... 6

 Strategic Projects under the Act 7

 WAIPS Portal 8

 Total Number of Supplier Users Registered 8

 Total Number of Agency Users Registered..... 8

Appendix – Summary of Reported Outcomes and Notable Data 9

 Local Capability Fund Statistics 9

 Local Capability Fund..... 9

 Western Australian Industry Participation Strategy Outcomes Data..... 9

 Number of Awarded Tenders Requiring a Participation Plan 10

 Total Estimated Workforce Supported Through WAIPS Supply 11

 Estimated spend 14

 Actual spend..... 15

Detail of Exemptions Granted to Agencies 16

Minister's Foreword

This is the eighth annual report produced by the Department of Jobs, Tourism, Science and Innovation (JTSI), covering the implementation of the *Western Australian Jobs Act 2017* (the Act) and the Western Australian Industry Participation Strategy (WAIPS).

Western Australia's commitment to local jobs, local businesses, and local communities has never been stronger.

Through WAIPS, we are ensuring that every dollar of government investment works harder for Western Australians.

Since 2018, almost \$60 billion of Western Australian Government procurement has been facilitated through the Act and WAIPS. Of this, an estimated 86 per cent of contract value was sourced locally, with around \$52 billion being retained in the Western Australian economy. WAIPS has supported 111,467 Western Australian jobs, including 26,640 in the regions, and 8,697 apprenticeships and traineeships. I am committed to maintaining and building on this impressive track record, as well as strengthening this policy and

continuing to maximise opportunities for local jobs and businesses across WA.

In August 2024, we launched the fourth version of WAIPS, expanding its focus to new and emerging industries including Innovation, Health and Medical Services, Digital Technology, and Environmental and Climate Change. These areas reflect our state's future economy and this Government's commitment to diversifying industry participation across major projects.

Over the past year, more than 500 procurement and specialist staff from over 40 agencies have undertaken WAIPS training, strengthening government capability and understanding of local participation requirements. A new pilot program for businesses seeking to supply government was also introduced in partnership with the Small Business Development Corporation, providing practical tools to help WA businesses access new opportunities.

Since the WAIPS 2024 launch, JTSI has actively responded to changes in economic trends and evolving government priorities, while also scanning for new scenarios and opportunities. Efforts have focused on extending the impact of WAIPS in alignment with major government initiatives, including the Made in WA plan and the decarbonisation of the Pilbara.

The WAIPS Portal has now been operational for a full year, transforming the way JTSI collects, manages, and analyses WAIPS data. This digital platform has streamlined reporting for suppliers and agencies, improved the accuracy and timeliness of data, and strengthened Government's ability to monitor and report on local industry participation.

The Western Australian Government has also continued its strong support for local small and medium-sized enterprises (SMEs) through the Local Capability Fund (LCF). In 2024-25, five rounds of the LCF were delivered focusing on Aboriginal Business, Standards Compliance, Supplying Key Projects, Digital Transformation and a dedicated Regional round, providing \$4.1 million in funding to 172 WA businesses. The LCF continues to play a critical role in helping local businesses access the Government's substantial annual spend on goods, services and works.

Since 2017, the LCF has provided \$25.6 million to 674 businesses, including 320 regional businesses, across a wide range of industries. This support has enabled WA SMEs to secure more than \$1.18 billion in new contracts - meaning that for every \$1 of LCF funding awarded, WA SMEs have secured \$46 in contracts - creating 2,254 jobs and 281 apprenticeships.

The achievements highlight the strength of our local industry and the impact of strong procurement policy in driving jobs, investment and innovation. The Cook Government remains committed to building on this success, backing local businesses, supporting skilled local workforces and ensuring every dollar of government investment delivers lasting value for all Western Australians.



Hon Roger Cook MLA

Premier; Minister for State Development;
Trade and Investment; Economic
Diversification



Executive Summary

In 2024–25, the Act and WAIPS continued to deliver strong local outcomes across government procurement.

The Western Australian Government concluded its assessment of the independent review of WAIPS as required under the Western Australian Jobs Act 2017, with Cabinet approving key review recommendations in April.

The launch of WAIPS 2024 represented the culmination of this process of independent review into the operation and effectiveness of WAIPS, which began in mid-2022. The review found WAIPS had been effective in realising significant local sourcing outcomes.

The review also recommended a more flexible approach, using addendums to allow WAIPS to remain contemporary in a rapidly evolving trade and investment environment. The first four addenda were announced in May 2024.

Building on the success of WAIPS, WAIPS 2024 was launched on 27 August 2024, incorporating these additional key focus areas of Innovation, Health & Medical Services, Digital Technology, and Environmental/Climate Change, which were developed during 2024–25. JTSI continued to align procurement levers with priority government initiatives such as the Made in WA plan and Pilbara decarbonisation.

WAIPS participation plans, besides impacting contract award decisions, proved to be a valuable means of building a comprehensive profile of the business models used by head contractors. This applied particularly in building and construction, where subcontracting played a significant role.

Through participation plans, JTSI developed a unique database that provided insight into supplier activity, including selecting subcontractors, training staff, product and business certification, adoption of emerging technology, and engagement with regional businesses.

Throughout the year, WAIPS-related activity supported 24,201 jobs, including 4,201 in the regions, with 88 per cent of contract value sourced locally.

Training on WAIPS requirements was delivered to 500 staff across 40 agencies, with assurance audits planned for 2025–26. Training for suppliers seeking to supply to government was also piloted in collaboration with the Small Business Development Corporation.

The WAIPS Portal completed its first full year of operation, streamlining Participation Plans, Participation Plan reporting, and exemptions from the requirement to submit a Participation Plan. This resulted in improved data timeliness and quality and supported steady month-on-month uptake by agencies and suppliers.

The Western Australian Government's support for SMEs continued through the Local Capability Fund (LCF). Five rounds provided \$4.1 million to 172 businesses (182 applications in total), helping them build capability to secure government work and private sector contracting opportunities.

Since the full implementation of WAIPS in October 2018, approximately \$60 billion in procurement had been facilitated through the Act and WAIPS, with an estimated 86 per cent local content, retaining approximately \$52 billion in Western Australia.

Combined, these outcomes demonstrated WAIPS's role in strengthening local supply chains, enhancing data-driven oversight, and supporting sustainable jobs growth across Western Australia.



Industry Link Advisory Service (ILAS)

Western Australian Industry Participation Strategy (WAIPS) 2024

On 27 August 2024, WAIPS 2024 was launched. Based on its effectiveness, the strategy was expanded to include new key focus areas for government procurement objectives:

- » Innovation through Procurement
- » Health and Medical Services
- » Digital Technology
- » Environmental/Climate Change

In 2024-25, WAIPS supported a total of 24,201 jobs across Western Australia, including 4,201 in regional areas. A strong 88 per cent of local sourcing was achieved. In addition, WAIPS is estimated to have supported more than 2,020 apprenticeships and traineeships in Western Australia, including 492 in the regions.

To strengthen capability and assurance of WAIPS across government agencies:

- » Training for agencies was delivered to 500 staff across 40 agencies on participation plans and reporting requirements.
- » Pilot training for suppliers seeking to supply to the Western Australian Government was conducted in collaboration with the Small Business Development Corporation.
- » Planning commenced for agency audits in 2025-26 to strengthen oversight and assurance.

Made in WA

The Made in WA plan strongly aligned with the objectives of the Act and WAIPS. It recognises that government procurement is a powerful and effective tool for connecting and promoting local industry across a range of commitments. Made in WA initiatives included:

- » Major Energy Infrastructure
- » Wind Turbines and Components
- » Green Iron and Steel
- » Westport
- » Biomedical Precinct
- » Housing Innovation Manufacturing
- » Tier 3 Freight Rail
- » Vanadium Batteries
- » Electric Buses and
- » Electric Ferries.

Strategic Projects under the Act

Strategic Projects incorporated a specific key performance indicator which was pivotal to project and the local economy. The Strategic Projects designated under the Act in 2024-25 included:

- » **METRONET WA Railcar Program**
The METRONET WA Railcar Program which has been operating since 2018 has a target of over 50% local content which has been consistently met throughout the project.
- » **Stand-alone Power Systems**
The manufacture of Stand-alone Power Systems has a specified target of at least 75% local content which has been consistently met.
- » **Women and Babies Hospital**
The target for the Women and Babies Hospital is 1,400 jobs during construction. This project is now under construction, and the indications are that this employment target will be achieved.

- » **Government Trading Enterprise (GTE) - owned Wind Farm Projects**
The King Rocks Wind Farm is at an early stage of development and targets have been finalised and commitments sought through the tendering process. Construction has commenced with a target of 50/50 distribution of local content outcomes between the regions and the metropolitan area.

WAIPS Portal

The WAIPS Portal was launched on 1 July 2024 as the central platform for submitting and managing Participation Plans, Participation Plan reporting, and exemption requests from the requirement to submit a Participation Plan. The system replaced manual and email-based processes and provided a streamlined, accessible, and secure environment for both suppliers and agencies.

Since its launch, the WAIPS Portal saw strong uptake from suppliers and agencies. As at 30 June 2025, a total of 2,491 users had registered, with steady month-on-month growth. This reflected the significant value the portal delivered in simplifying compliance, reducing administrative time, and ensuring timely reporting.

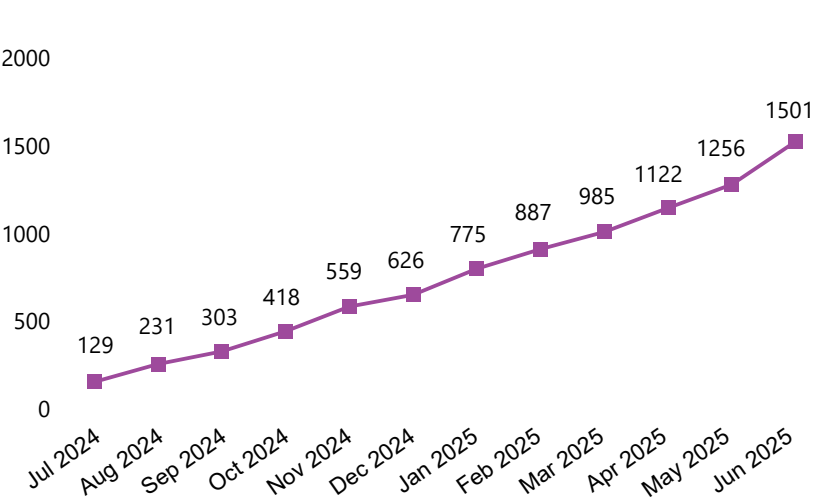
Automated reminders have improved the quality and timeliness of reporting, while the centralised database has enhanced JTSI's ability to analyse participation data and identify trends.

Key statistics from the first year of operation (to 30 June 2025) include:

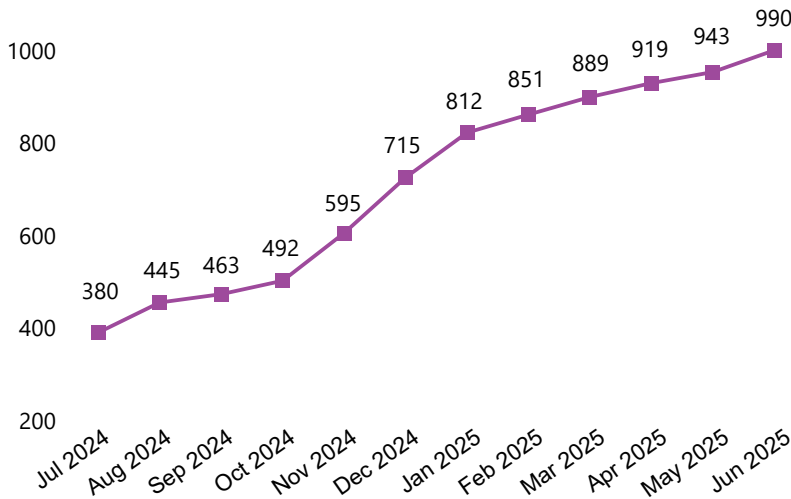
- » 990 agency users registered
- » 1,501 supplier users registered
- » 383 successful Participation Plans submitted
- » 239 Exemption Requests submitted

These results highlighted the portal's role in modernising and simplifying WAIPS reporting and improving accessibility for SMEs across the State.

Total Number of Supplier Users Registered



Total Number of Agency Users Registered



Appendix – Summary of Reported Outcomes and Notable Data

Local Capability Fund Statistics

Round	Number of Awarded Applications	Funds Recommended
Aboriginal Business	17	\$694,441
Digital Transformation	75	\$1,526,967
Regional Business	44	\$734,176
Standards Compliance	30	\$445,226
Supplying Key Projects	16	\$672,120
Total	182 (172 distinct businesses)	\$4,072,931

Local Capability Fund

In 2024-25, the Local Capability Fund (LCF) delivered five rounds, providing a total of almost \$4.1 million in funding to 172 businesses, including 73 regional businesses. These grants supported SMEs to build their capability and capacity to secure contracts, resulting in an estimated \$4.97 million in new contracts to date.

Western Australian Industry Participation Strategy Outcomes Data

WAIPS outcomes for 2024-25 demonstrated continued improvement in local content and workforce participation across major infrastructure and service contracts.

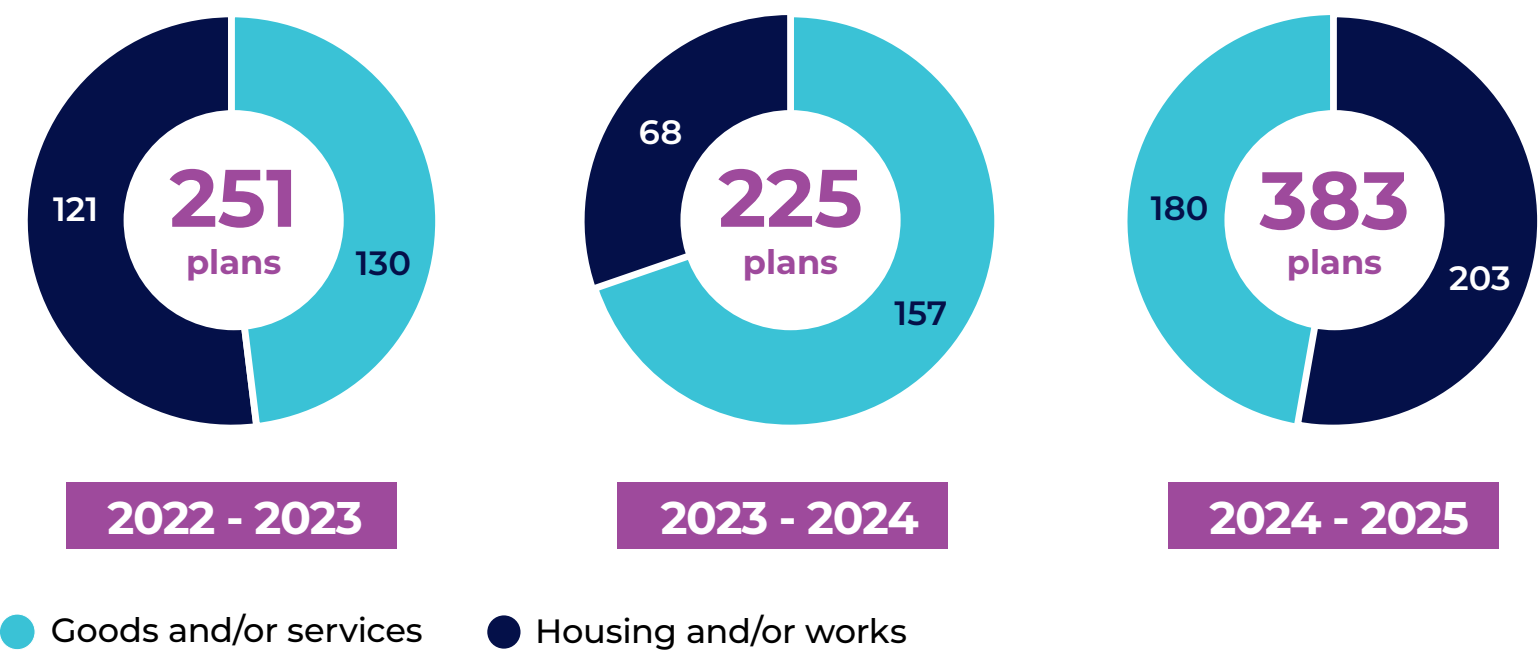
Most indicators show strong growth in Western Australian employment and capability, supported by improved reporting compliance through the WAIPS Portal and the progression of several large-scale projects, including the Tonkin Highway Extension, Alkimos College refurbishment, and Coast Capture WA.

When an agency is planning a tender, if the contract value is above certain thresholds, WAIPS requirements will apply. This means prospective suppliers must complete and submit a participation plan as part of their bid.

A participation plan must include estimated workforce numbers. It must also demonstrate how the supplier will generate local economic benefits and provide full, fair and reasonable opportunity to local industry. Information on engagement of subcontractors is included.

Any variation in reported data contained within this Annual Report compared to previous editions, are the result of Participation Plans being cancelled or withdrawn, or previously unreported Participation Plans being submitted by agencies.

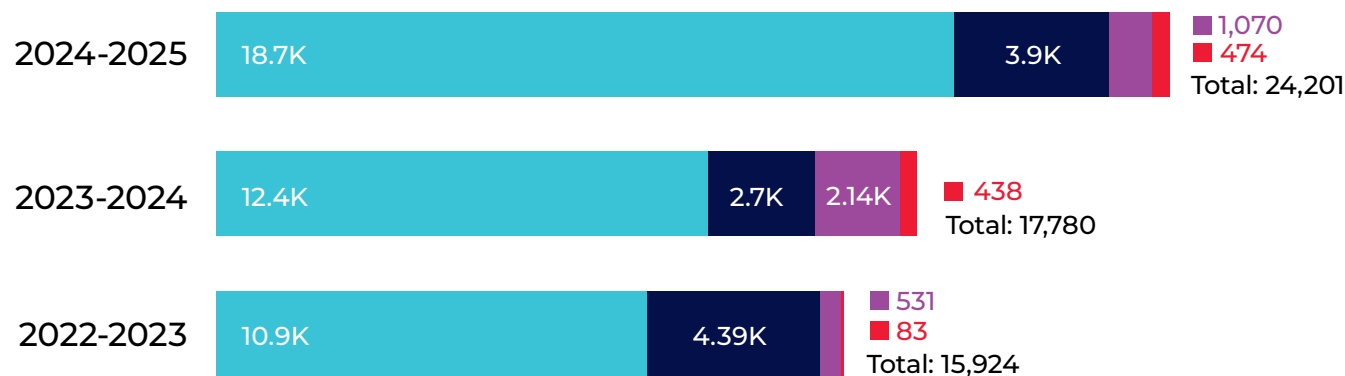
Number of Awarded Tenders Requiring a Participation Plan



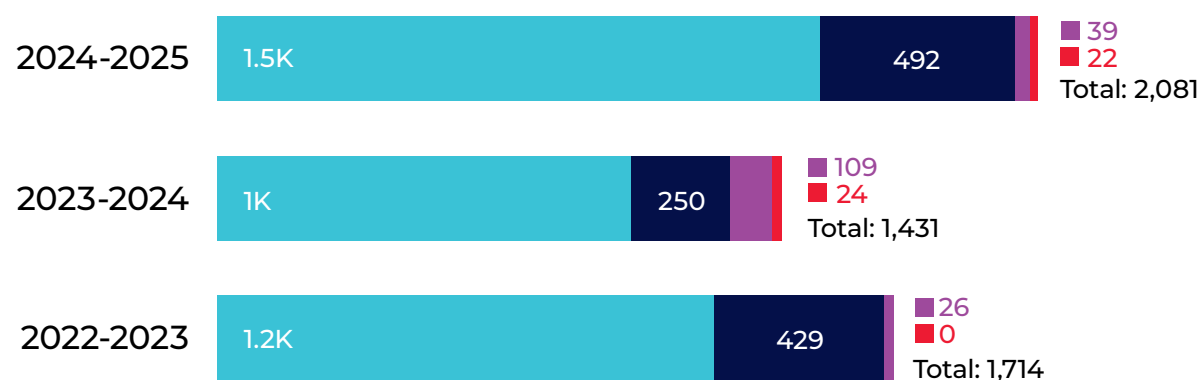
Note: The number of awarded tenders requiring a Participation Plan increased by approximately 70% from 2023-24 to 2024-25, reflecting greater compliance through the WAIPS Portal as well as an expansion in goods and services procurements above the WAIPS thresholds.

Total Estimated Workforce Supported Through WAIPS Supply

Estimated workforce (Excluding apprentices and trainees)



Estimated apprentices and trainees



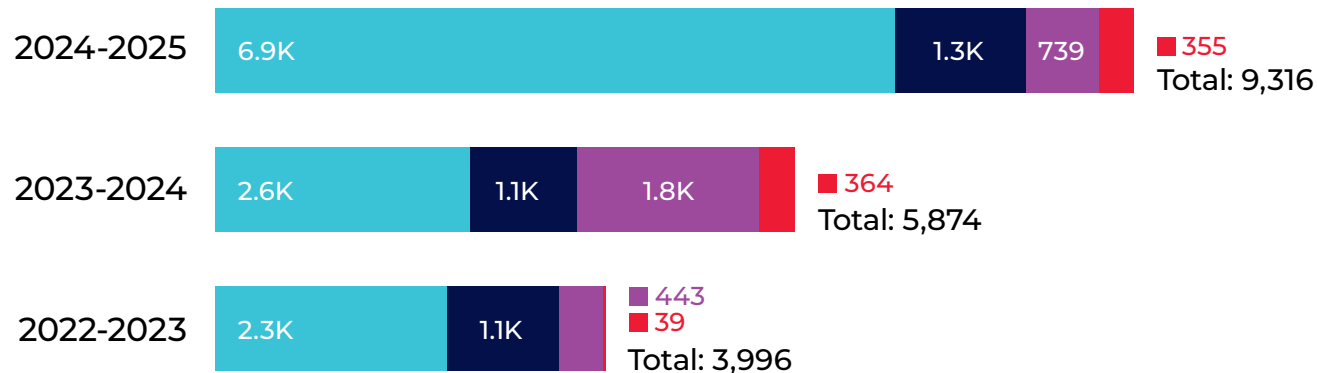
● WA Metro
 ● WA Regional
 ● Other States/Territories and NZ
 ● Overseas

The total workforce supported through WAIPS supply rose 36% to 24,201, with most of the increase in WA Metro (+6,200) and Regional WA (+1,200). Declines in interstate and overseas numbers confirm that more work is being undertaken by local suppliers. Major contributors included upgrades at Alkimos College, and the Tonkin Highway Extension.

Apprenticeships and traineeships grew to 2,081 (+45%), nearly doubling in regional areas. Key gains came from construction and maintenance contracts such as the Lakeland Senior High School refurbishment and the Port of Esperance Berth 2 Container Rail Remediation project.

Total Estimated Workforce (continued)

Estimated contractor workforce (Excluding apprentices and trainees)



Estimated subcontractor workforce (Excluding apprentices and trainees)

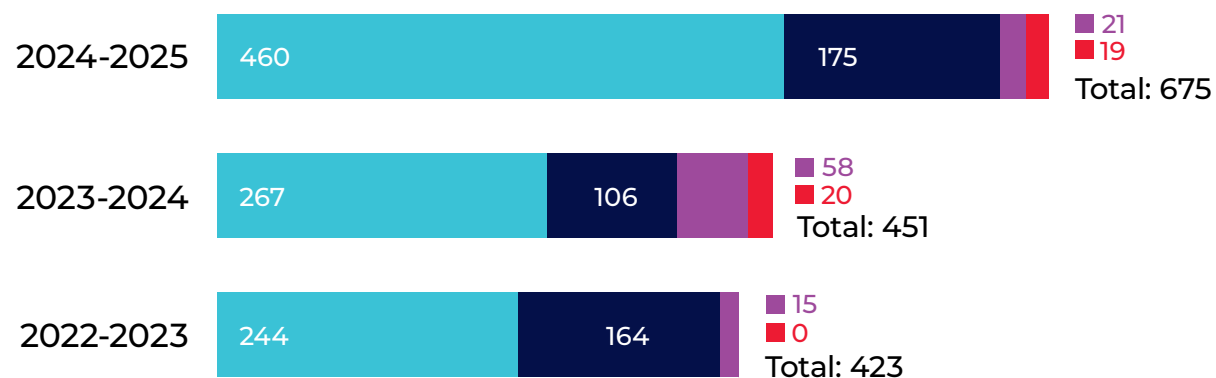


WA Metro WA Regional Other States/Territories and NZ Overseas

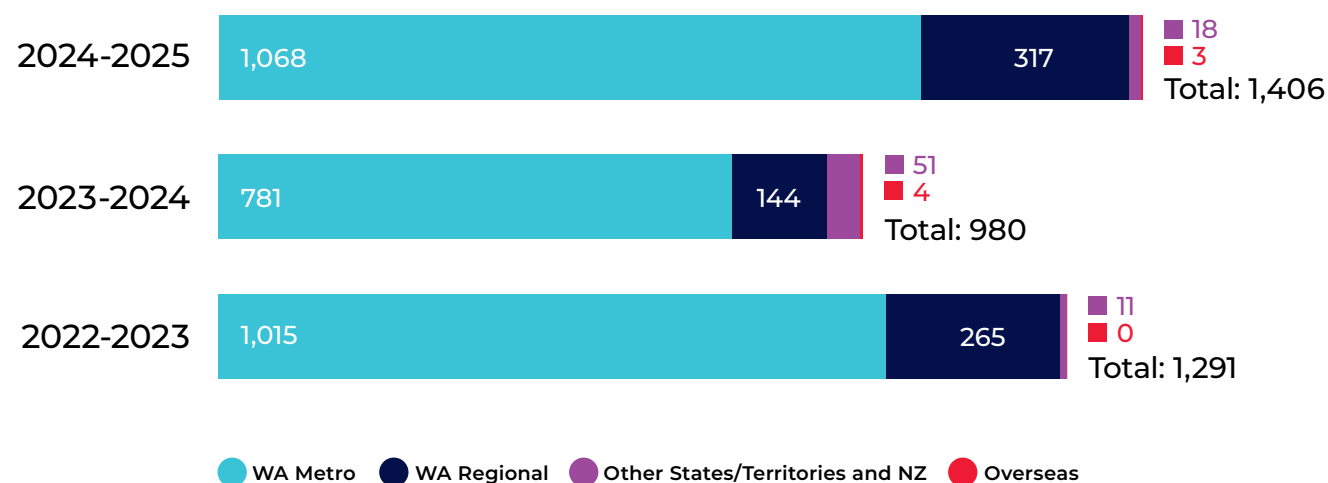
Contractor workforce increased to 9,316 (+59%), now almost 90% WA-based, while subcontractor workforce increased to 14,885 (+25%) with a 61% rise in regional participation from the previous year. Increases in Metro contractor numbers were linked to Alkimos college, Transition Care Program services panel, and Coast Capture Program.

Total Estimated Workforce (continued)

Estimated contractor workforce apprentices and trainees



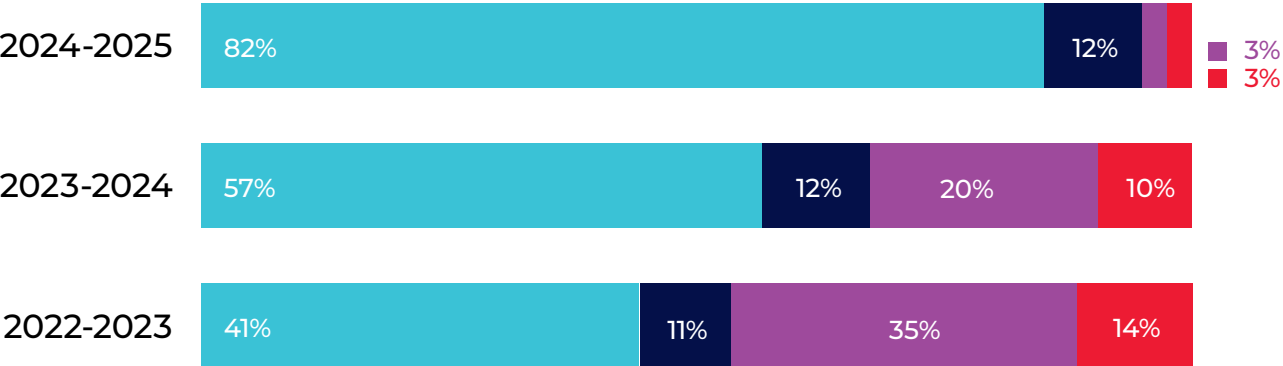
Estimated subcontractor workforce apprentices and trainees



Contractor A&Ts increased to 675 in 2024-25 (up from 451 in 2023-24 and 423 in 2022-23). Subcontractor apprentices and trainees also grew strongly to 1,406, recovering from the dip to 980 in 2023-24 and surpassing the 1,291 reported in 2022-23.

Estimated spend

Estimated spend - Goods and services



Estimated spend - Housing and works



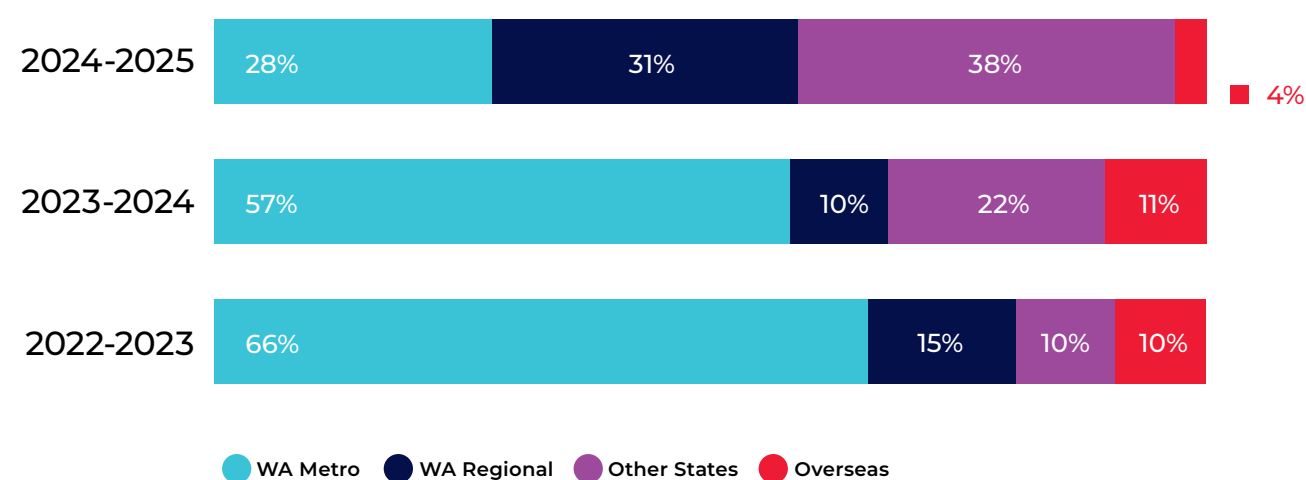
WA Metro WA Regional Other States/Territories and NZ Overseas

Actual spend

Actual spend - Goods and services



Actual spend - Housing and works



Goods and services: 88% of total spend was retained in Western Australia (up from 86%) with significant expenditure captured for the Consolidated ICT Service and the Collie Battery Energy Storage System projects.

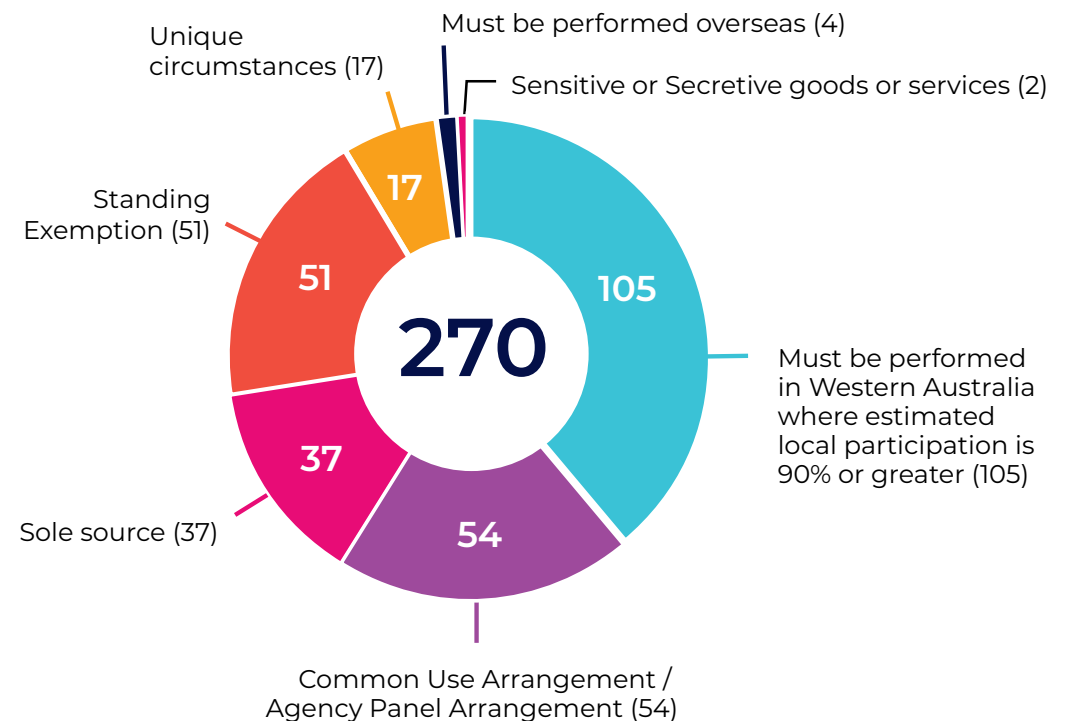
Housing and works: 59% of total expenditure (~\$2.1 billion) went to WA suppliers. The lower proportion of regional spend primarily reflects completion of the Bunbury Outer Ring Road Project.

Detail of Exemptions Granted to Agencies

The Act allows conditional exemptions from the requirement for prospective suppliers to submit a Participation Plan when tendering for a WAIPS supply. These are granted by the Minister for State Development (or a delegated authority) on a case-by-case basis. When an exemption is approved, a Participation Plan is not required; however, reporting on workforce (including apprenticeships and traineeships) remains a condition of the exemption.

- » A total of 270 exemptions were granted in 2024-25 under the WAIPS, including:
- » Must be performed in WA: 105
- » Common Use Arrangement / Agency Panel Arrangement: 54
- » Standing Exemption: 51
- » Sole source: 37
- » Unique circumstances: 17
- » Must be performed overseas: 4
- » Sensitive or Secretive goods or services: 2

Total number of approved exemptions for 2024-25 = 270



A list of all approved WA Industry Participation Strategy (WAIPS) exemptions are published on the Industry Link Portal wa.gov.au/government/publications/wa-industry-participation-strategy-granted-exemptions



Department of
**Jobs, Tourism, Science
and Innovation**

Contact

Level 11, 1 William Street
Perth, Western Australia, 6000

Ph: +61 8 6277 3000

Email: industrylink@jtsi.wa.gov.au

Web: www.wa.gov.au/wa-industry-link