GOVERNMENT OF WESTERN AUSTRALIA

Keep Australia Beautiful WA

2025–26 Annual report

Keep Australia Beautiful Council



Hon Matthew Swinbourn BA LLB MLC
Minister for the Environment; Climate Resilience; Community Services; Homelessness

In accordance with section 63 of the *Financial Management Act 2006*, I submit the Keep Australia Beautiful Council Annual Report for the period 1 July 2025 to 30 June 2026, for presentation to Parliament.

The report has been prepared in accordance with the provisions of the *Financial Management Act 2006*.



Elizabeth Carr AM
Chair
Keep Australia Beautiful Council WA

Contact

Address:	Prime House, 8 Davidson Terrace, JOONDALUP WA 6027
Post:	Locked Bag 10, Joondalup DC WA 6919
Phone:	08 6364 7210
Email:	kabc@kabc.wa.gov.au

The report conforms to State Government requirements for accessibility and ease in downloading and can be viewed in HTML and PDF formats. The report can be downloaded from the Keep Australia Beautiful Council's website at www.kabc.wa.gov.au.
The report is available in alternative formats on request.

ISSN 1838-1545 (Print)
ISSN 1838-1553 (Online)

Keep Australia Beautiful Council Annual Report 2025–26

Published by the Western Australian Government

© Keep Australia Beautiful Council WA, Government of Western Australia 2026.
This publication may be copied in whole or part, with acknowledgement to the Keep Australia Beautiful Council.

25260239

Contents

Chair's report 4

At a glance 6

Operational structure 9

Organisational structure 10

Performance management framework 11

- Contribution to State Government goals 11
- Financial operation 12
- Snapshot 12
- Governance 12

Performance 15

- Report on operations 15

Shared responsibilities with other agencies 33

- Department of Water and Environmental Regulation 33

Disclosures and legal compliance 34

Other legal requirements 35

Compliance with public sector standards and ethical codes 36

Financial statements 38

Acknowledgement of Country

We acknowledge the Traditional Owners of the lands on which we live and work throughout Western Australia and we pay our respects to Elders past and present. We recognise the practice of intergenerational care for Country and its relevance to our work and working with the community. We continue to move forward with a shared commitment to protect and conserve Country for our future generations.

Chair's report



Elizabeth Carr AM
Chair

This year, the Keep Australia Beautiful Council (KABC) continued its work to reduce litter across Western Australia by supporting the individuals, communities and organisations taking action in their local areas.

Litter remains a significant environmental challenge and a priority for Western Australians. Tackling it requires collaboration across government, industry, local government, community organisations and volunteers. State litter prevention programs play an important role in enabling and supporting these efforts, helping communities protect the places where they live, work and enjoy.

Western Australia has made substantial progress in reducing litter in recent years. The State Government's investment in KABC litter prevention programs in support of community and local government action complemented by system and regulatory improvements continues to deliver results. Containers for Change has transformed the beverage container litter stream, reducing eligible containers from around 40 per cent of litter volume to just over five per cent in 2025–26. Similarly, the phased implementation of Western Australia's Plan for Plastics has contributed to a significant reduction in regulated single-use plastic items, which can persist in the environment as litter for extended periods. These items decreased from 11.5 per cent of total litter volume in 2022 to 6.5 per cent in 2025–26.

Following achievement of the State's target of a 30 per cent reduction in litter from 2019 levels, recent data shows these gains have largely been maintained with a 29 per cent reduction in the volume of litter since 2022. While progress has naturally slowed as the easier opportunities have been addressed, ongoing effort will be essential to achieve further reductions in the future.

The latest data also highlights where future effort is needed. Plastic remains the largest contributor to the litter stream, industrial sites and major roads remain the most littered environments, and cigarette butts continue to be the most commonly littered item. Takeaway food and beverage packaging accounts for more than 20 per cent of litter volume, with confectionery wrappers and beverage container lids among the most prevalent items. These insights will guide the development of a new evidence-based behaviour change campaign aimed at addressing littering behaviours at their source.

Supporting local action remains at the heart of KABC's work. It is encouraging to see our community programs continue to grow, with record participation in Adopt-a-Spot, strong involvement in community clean-up events across metropolitan, regional and coastal communities, the distribution of thousands of educational resources, and almost $60,000 provided through grants for local litter prevention projects. These programs demonstrate the power of community-led action in creating cleaner and more sustainable places.

I was also pleased to see Williams, this year's State Tidy Towns winner, receive national recognition. Congratulations, Williams! More than 3,000 volunteers spent over 40,000 hours implementing projects, demonstrating the enduring value of recognising and celebrating communities that are building more sustainable, vibrant and resilient towns.

Looking ahead, the Government's Beyond WAste 2030 strategy will provide a clear roadmap for reducing litter and waste, supporting stronger communities and advancing a more circular economy. I look forward to working with my fellow Council members helping to deliver a cleaner environment and a more sustainable future for Western Australia.



Elizabeth Carr AM
Chair



At a glance

2025–26





29%
reduction in the volume of litter per 1000m^2 since 2022



Over
12 tonnes
of litter cleaned up by hand



38 new
registrations in the Clean Schools program



$58,116
in community litter grants



9,433
Containers for Change bags distributed



1,089
Litter Report Scheme infringements issued



2,627
registered Adopt-a-Spot community groups



65,000
Adopt-a-Spot volunteers since 2009



49,000
litres of waste collected by Adopt-a-Spot groups



11,975
Outback Packs distributed



13,520
roadside litter bags distributed



3,555
volunteers spending
42,092
hours implementing
157
community Tidy Towns sustainability projects across WA communities



28
community litter clean-up events



29
local government partners

Mission: To provide leadership, support and services necessary to ensure all Western Australians live in a clean and litter-free environment.



Operational structure

The *Litter Act 1979* (Litter Act) establishes KABC. The Council has a wide range of general powers and functions associated with litter established by Part IV – Prevention of litter; Part V – Enforcement, proceedings and penalties; and Part VI – Regulations and rules, with 16 functions being set out in full in the Second Schedule of the Litter Act.

KABC oversees delivery of programs designed to:

- **educate** members of the public in, and to awaken, stimulate, encourage and maintain the interest of members of the public in, and to promote public knowledge of, the correct disposal of waste items
- **foster and encourage** the appreciation of clean and well-kept cities and countryside
- **safeguard** the character and beauty of the Australian landscape through the prevention of litter
- **preserve and improve** the appearance of our environment in schools, in factories, shops and offices, in parks, beaches and recreation places and along the roadside by the prevention of litter
- **make recommendations** and submit proposals to the Minister from time to time with respect to regulations to be made under this Act
- **promote** litter prevention through publicity of all kinds, design and distribution of litter receptacles and encouragement of suitable legislation
- **promote** awareness of, and encouragement of, litter recycling
- **maintain** continuous and effective campaigns against the disfigurement of the landscape by litter and to encourage a responsible community attitude to cleanliness in all public places
- **study** available research, and development in the field, regarding litter control, removal, disposal and recycling and to study methods for the implementation of such research and development
- **cooperate**, where considered desirable by KABC, with other organisations within the state or elsewhere on questions relating to all forms of pollution and generally to work for a clean, healthy environment
- **serve** as the coordinating agency between organisations seeking to aid the anti-litter effort
- **liaise** with local governments with a view to ensuring that the provisions of this Act are enforced in the districts of those local governments
- **cooperate** with local governments to accomplish coordination of local anti-litter efforts
- **encourage, organise and coordinate** voluntary local anti-litter campaigns seeking to focus the attention of the public on programs to control and remove litter
- **take appropriate measures** to bring the provisions of this Act to the attention of the public
- **do** such other acts and things as are conducive to the prevention and control of litter.

KABC developed the *Litter Prevention Strategy 2020–25* and monitors the implementation of its programs through its annual business planning process. In the future, litter prevention initiatives will be guided by the Beyond WAste 2030 Strategy and Roadmap, supported by a Litter Implementation Plan to be developed in 2026–27. KABC also provides advice to the Minister for the Environment on litter-related issues and policy matters.

Responsible Minister

The KABC reports to the Hon Matthew Swinbourn MLC, Minister for the Environment; Climate Resilience; Community Services; Homelessness, who is responsible for the Litter Act.

Organisational structure

The Department provides services and functions to KABC to support implementation of the Litter Prevention Strategy and Beyond WAste 2030 Strategy through the annual business plan.

In July 2025, the Minister appointed the members of the KABC for a term that concludes on 31 December 2027.

KABC Members

Chair Elizabeth Carr AM	Appointed as Chair and as a person with special knowledge of litter and environmental matters. As Chair of the Waste Authority and former member of WA's Environmental Protection Authority, Ms Carr's speciality is the inter-dependence of the private, public and community sectors. She has significant experience in both the private and public sectors in heavily regulated industries, specifically the environment.
Deputy Chair Rebecca Brown	Representing WALGA, Rebecca is currently the WALGA Manager, Waste and Environment. Rebecca has a wealth of knowledge in litter and waste management, including membership of various committees and boards such as the Waste Taskforce (2018), Waste Reform Advisory Group (2020–current), Single Use Plastics Working Group (2021–current) and the Container Deposit Scheme Reference Group (2018–20).
Member Tim Youé	Appointed as a representative with knowledge of consumer interests. Tim is a member of the Waste Authority and a former CEO of Resource Recovery Group and has experience in engaging with all levels of Government, commercial and community stakeholders to facilitate a range of strategic sustainability objectives including waste avoidance, resource recovery, waste services, community communication and greenhouse gas abatement.
Member Glen McLeod-Thorpe	Glen McLeod-Thorpe is appointed as representative from Department of Biodiversity, Conservation and Attractions (DBCA). As Manager, Swan Canning Waterways Branch, he has extensive knowledge of the importance of litter prevention in protecting urban waterways and the environment. Recent experience includes delivery of the Plastic Free Riverpark Program, which works with businesses, sporting groups, charter operators and local governments to reduce or eliminate single use packaging, in and around the Swan and Canning rivers.

Performance management framework

Contribution to State Government goals

Under the State Government's Outcomes Based Management Guidelines, KABC contributes to the goal of 'Safe, Strong and Fair Communities: supporting our local and regional communities to thrive'.

Keep Australia Beautiful Council (KABC) is aligned with DWER's *Strategic Intent: Beyond 2050*. Through its litter prevention programs, community education initiatives and campaigns to encourage positive behaviour change, KABC helps create cleaner, healthier and more sustainable communities across Western Australia. By collaborating with schools, local governments, community groups and volunteers to take action on litter and environmental stewardship, KABC contributes to DWER's purpose of Caring for Country, climate and community by protecting the natural environment that supports the State's social, environmental and economic wellbeing.

State Government goal

Better Places: A quality environment with liveable and affordable communities and vibrant regions

Strategic objectives for litter prevention

Objective 1: Increase community understanding of the impacts of litter on the environment to bring about behaviour change

Objective 2: Contribute to the long-term prevention of litter and marine debris

Objective 3: Regulation and enforcement of the Litter Act

Objective 4: Monitor the level of litter in WA and its marine environment and evaluate the effectiveness of programs

Role of the Keep Australia Beautiful Council

Apply KABC fund moneys to develop and deliver a range of programs and initiatives to promote litter prevention and proper waste disposal in public places throughout WA supported by:

- collecting robust data
- encouraging behaviour change through a range of interventions
- encouraging community participation
- enforcing the Litter Act
- supporting the community and partner organisations by providing litter collection and mitigation materials and tools.

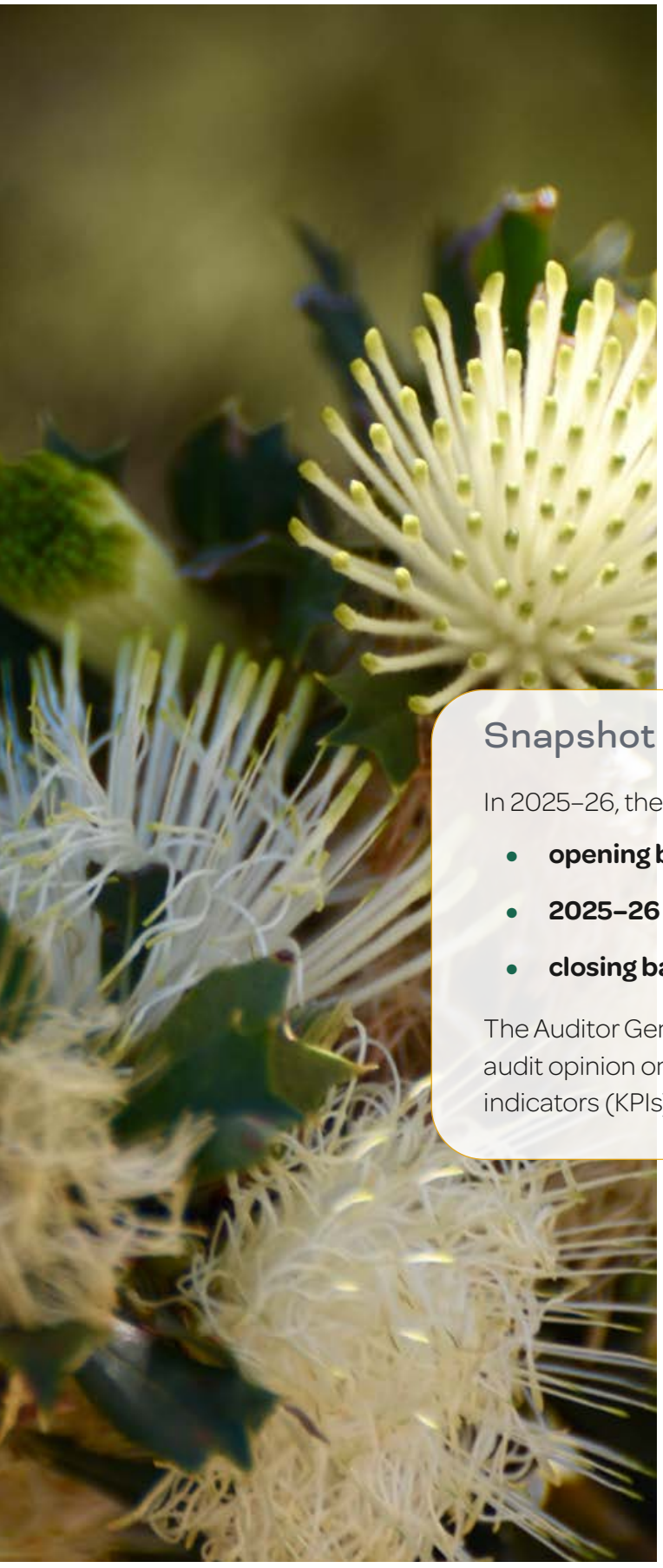

Financial operation

The KABC fund received State Government grants from the Waste Avoidance and Resource Recovery (WARR) Account through the Waste Authority and from the department. It also received revenue from litter infringements and enforcement activities and the sale of items. KABC received program sponsorship from Main Roads WA (MRWA) and WA Return Recycle Renew.

During 2025–26, a range of corporate support functions and services were provided by the department through a service level agreement. In addition, the KABC fund received a calculated interest on its balance of $14,405. Expenditure from the KABC fund must be consistent with the annual business plan, or as approved by the Minister for the Environment. KABC fund revenue and expenditure is summarised in the statement of cash flows.

Snapshot

In 2025–26, the KABC fund had:

- **opening balance** of $415,674
- **2025–26 KABC fund expenditure** was $119,116
- **closing balance** as of 30 June 2026 was $296,558

The Auditor General provided an unqualified independent audit opinion on the KABC statements and key performance indicators (KPIs).

Governance

Processes are in place within the department to monitor and audit the financial performance of the KABC in accordance with the *Financial Management Act 2006*. The management of the KABC fund is regarded as a department service for the purposes of sections 52 and 53 of the *Financial Management Act 2006*. The department's chief finance officer (CFO) is KABC's CFO.

Strategic objectives

Increase community understanding of the impacts of litter on the environment and support behaviour change	Contribute to the long-term prevention of litter and marine debris	Regulation and enforcement of the Litter Act	Monitor the level of litter in WA and its marine environment and evaluate program effectiveness
Raise the profile of impacts of litter on the natural and built environment	Provide support, ICWA insurance and resources to KABC volunteers	Litter Report Scheme enables registered reporters to report littering from cars	Reliable litter data is collected from a range of sources
Provide free litter education to primary and secondary school students	Provide support to community groups and local governments for litter prevention projects	KABC investigators install CCTV at strategic locations to collect evidence of littering	Data is collected on engagement programs
Provide targeted opportunities to regional and remote communities for engagement with litter prevention programs	Local government is supported in litter prevention and mitigation	KABC investigators prepare court cases and assist witnesses for the state when infringements are challenged in court	
Ensure easy public access to litter information	Schools are provided with infrastructure and tools to prevent and clean up litter	KABC enables registered reporters to report littering via the online portal	
Develop programs and campaigns to address priority litter types	Remote Aboriginal communities are supported to be litter free	KABC promotes litter enforcement activity	
	KABC to design out single-use plastics		
	KABC maintains partnerships and seeks new ones that engage communities of support		

Supporting documents

1. *Litter Act 1979*
2. Annual reports
3. Clean Schools *Learning about Litter*
4. Tidy Towns Sustainable Communities Awards guidelines
5. KABC website
6. Newsletter *Litter-ature*
7. Adopt-a-Spot registration
8. Community Litter Grants program guidelines
9. MOUs with local governments, NGOs
10. Litter Report Scheme registration
11. AusLM – Australian litter measurement tool
12. Australian Marine Debris Initiative (AMDI) database
13. ICWA insurances
14. Code of Conduct
15. Charter
16. Conflict of Interest Policy
17. Risk Framework



Performance

Report on operations

The Litter Strategy 2020–25 remains in place with targets from the strategy moving to the Beyond WAste 2030 Strategy. The strategy will take the place of the Litter Prevention Strategy, incorporating litter prevention objectives to better position it alongside waste and recycling efforts to protect the environment and human health while playing a role in moving WA towards a circular economy.

Strategic objective 1

Increase community understanding of the impacts of litter on the environment and support behaviour change

KABC seeks to engage the community in a variety of ways, including campaign messaging, collaboration with stakeholder groups who have direct access to communities of interest, and through a range of participation programs.

Campaigns

In 2025–26, KABC continued to promote its litter action messages through a range of events and activities. This work remained anchored by "Bin it – you know it's the right thing to do." The "Bin it for good" branding continued to support social media content, bin stickers and posters. Video advertisements remained available on KABC's website for promotional use and were shared with local governments for use at events. During the year, "Bin it for Good" stickers were installed on bins across 11 local government areas. In the Town of Cottesloe, stickers have now been attached to all public bins.

Progress was made in the development of an evidence-based behaviour change campaign to help tackle littering behaviours. A behaviour change agency was engaged to conduct a review of best practice around the world and implement community research into littering behaviours and attitudes to help inform a behavioural approach, campaign messaging and creative development.

In the past year Facebook and Instagram were used as key engagement channels, growing to 5,429 and 1,274 followers respectively as at 30 June 2026. Campaign resources and messaging continued to be distributed through local governments, community resource centres, and at sponsored community events, supporting the consistent promotion of anti-litter behaviours.

Paid advertising on Facebook and at bus stops also promoted the Unseen Heroes campaign, with the aim of increasing litter reporter numbers.

KABC programs were promoted through clean-ups, community engagement activities and school and teacher presentations.

Events

KABC volunteers contributed many hours to major event clean-ups. KABC also provided litter collection bags, car litter bags, pocket ashtrays and pop-up bins to organisations promoting the litter action message at events. In 2025–26, KABC managed or participated in 28 events. KABC continues to support and equip stakeholders to independently plan and deliver clean-up activities

Table 1: KABC events 2025–26

2025	Name of event
31 July	Pick-up and Pizza in Northam
1 August	Litter Lessons with Wundowie Primary School
4 August	KAB Week incursion at St Munchin's CPS
4 August	Litter Audit with Green Team at Mazenod College
7 August	Mindarie Senior College Sustainability Fair
7-8 August	Schools Climate summit
8 August	Rottnest / Wadjemup Island Clean Up
9 August	KAB Week clean-up in Kwinana
12 August	UWA Interfaculty Campus Clean-up
19 August	Catchments, Corridors and Coasts Program
11 September	Wild Gravel bike ride Kendenup
17 October	River Rescue Day
18 October	WA Beach Clean Up Sorrento
28 October	Adopt-a-Spot activity in Bidyadanga
7 November	Bay OK Day
28 November	Tidy Towns Sustainable Communities State Awards
5 December	Keep Albany Beautiful annual event
12 December	SeaLink Wadjemup / Rottnest Island Clean Up

2026	Name of event
7–8 February	Busselton Jetty Swim
27 February – 1 March	Annual Flotsam and Jetsam Abrolhos Islands Clean-Up
17 April	Scouts OneCamp
29 April	False Entrance Marine Debris Clean Up
2 May	River Guardians Festival
23 May	Flotsam and Jetsam Opening event
4 June	World Oceans Day event with Western Australian Marine Science Institution
5 June	World Environment Day
5 June	Williams National Tidy Towns Awards Celebration
14 June	Tidy Towns Sustainable Communities Awards launch in Tom Price



Clean Up Australia Day at Wadjemup

Clean Schools

The Clean Schools program aims to change the littering behaviour of students and reduce litter in schools. The program engages large numbers of primary and secondary school students across the state. In 2025–26, 38 schools registered for the Clean Schools program, bringing the total number of schools, day care centres and other educational organisations registered for the program to 812. 15 of these registrations were from schools not previously in the program

Four Clean Schools teacher professional development workshops were held, including two in partnership with WasteSorted Schools. A total of 58 teachers from 38 schools attended the workshops, with a potential of reaching 23,091 students across WA. Each registrant was provided with a resource package, including a step-by-step guide to implementing the program and resources.

School education activities included whole-school incursions at St Munchin's Primary School and Wundowie Primary School, as well as litter collections and audits at Greenwood Primary School, Brabham Primary School and Peter Carnley Anglican Community School. A highlight of the year was the State Schools Climate Summit in Bunbury, where KABC program officers joined other environmental education groups to deliver litter education to Year 10-12 students from across the south-west.

Through the Clean Schools program, Ellenbrook Secondary College Outdoor Recreation program undertook several marine debris clean-ups and entered data into the Australian Marine Debris Initiative (AMDI) database.



State and category winners at the Tidy Towns Sustainable Communities Awards

Tidy Towns Sustainable Communities Awards

The Tidy Towns Sustainable Communities Awards recognise and reward regional and remote communities which foster sustainable behaviours and a litter-free environment.

In 2025–26, 38 regional and remote communities across Western Australia registered for the awards. The program recognised the achievements of local shires, community groups, and individuals across nine categories.

Twelve judges visited participating communities in September 2025 as part of the assessment process. Across the participating communities, 3,555 volunteers contributed 42,092 hours to implementing 157 Tidy Towns sustainability projects.

Williams was named the state winner at an awards ceremony held at Optus Stadium in recognition of its outstanding community sustainability initiatives, environmental achievements and youth leadership projects. The Williams Community Resource Centre received $2,000 in prize money, as well as an additional $2,000 to support representatives to attend the National Tidy Towns Awards in Launceston, Tasmania, in May 2026.

At the national awards, Williams was named the 2026 National Tidy Towns winner. It also received three category awards for Behaviour Change and Engagement, Heritage and Culture, and Young Legends. As the National winner, Williams will host the awards in May 2027.

Category winners in the WA Tidy Towns Sustainable Communities Awards received prize money ranging from $500 to $1,000, along with sponsor contributions such as bench seats and funding for signage.

Twelve judges visited participating communities in September 2025 as part of the assessment process.

Table 2: 2025 Tidy Towns Sustainable Communities Awards Winners

Category	Winner
Litter Action	Dongara
Waste Management	Sandstone
Young Legends	Tom Price – Blayde Day
Environmental Sustainability	Albany
Environmental Education	Walpole
Heritage & Culture	Broome
Community Action & Wellbeing	Kununurra
General Appearance	Northam
Community Containers for Change Award	York
Leadership Award (discretionary)	Northam – Sue Rodgers
State Winner	Williams

Case Study - Paraburdoo Tidy Towns Strengthens Community Through Local Action

Paraburdoo Tidy Towns is a volunteer-led group dedicated to preserving and enhancing their town while fostering community pride. As a long-standing participant in the Tidy Towns Sustainable Communities program, the group has received multiple awards recognising its commitment to sustainability, community engagement, and local leadership.

In 2026, Paraburdoo Tidy Towns coordinated a major community clean-up as part of Keep Australia Beautiful Week. Supported by community identity Captain Bushman, the initiative brought together residents, volunteers, local organisations, the Shire of Paraburdoo and Rio Tinto to remove litter, enhance the town's appearance and care for country. The event encouraged community members to take pride in their surroundings while strengthening connections across the town.

The clean-up was driven by dedicated locals, including a Shire of Ashburton Councillor and active member of Paraburdoo Tidy Towns, who played a key role in mobilising volunteers and building community participation. Their efforts demonstrate how grassroots leadership can inspire a community and deliver local outcomes.

Beyond the immediate environmental benefits, the initiative created opportunities for residents to connect, collaborate, and contribute to the future of their community. It also increased awareness of the importance of environmental stewardship and volunteerism.

Paraburdoo Tidy Towns exemplifies the impact of the Tidy Towns Sustainable Communities program, which celebrates and highlights projects that make regional and remote Western Australian communities more sustainable, vibrant and connected. In 2026 alone, the program supported 157 community sustainability projects across Western Australia, delivered by 3,555 volunteers who contributed more than 42,092 volunteer hours. Paraburdoo's community clean-up is one example of how local action contributes to this broader statewide movement, creating tangible environmental, social and economic benefits for regional communities.

The group's success highlights how volunteer commitment, strong local leadership, and community collaboration can create lasting environmental and social benefits for regional communities.



Paraburdoo Tidy Towns volunteers

2025–26 Community Litter Grants

Ten recipients received a total of $58,116.00 for the projects outlined in Table 3.

Table 3: Community Litter Grant recipients

Recipient	Project title	Amount
Shire of Broome	Scoop the Poop	$4,154
ABC Foundation Limited	Don't Rubbish Country - Kids Leading Litter Change	$8,800
City of Busselton	The Dunsborough Litter Project	$4,408
Kwoorabup Nature School	Our Beautiful Kwoorabup Coastline	$5,500
South East Regional Centre for Urban Landcare (Inc) -SERCUL	Clean Sites - Clean Waterways	$9,718
Latitude Jewellers	Flotsam and Jetsam art exhibition by Latitude Jewellers	$8,000
Wickepin Community Resource Centre Inc	Wise Up for Wildlife: Wickepin Against Litter	$3,300
Shire of Northam	Hands-on Heroes: Volunteers Working Towards a Litter Free Northam!	$4,642
Michael Antonio Caruso (Adventure Kids Entertainment)	Teddy the Turtle's Litter Awareness Adventure	$5,594
City of Kalgoorlie-Boulder	Caring for Country in Kalgoorlie-Boulder	$4,000



Shire of Broome Community Litter Grant recipient

Strategic objective 2

Contribute to the long-term prevention of litter and marine debris

KABC provides support for community participation to keep local areas free of litter together with rewards to reinforce desired behaviours. Ensuring litter-free spaces through prevention and clean-ups is important because research suggests an environment that is kept clean is less likely to attract litter.

Adopt-a-Spot

Since its inception in 2009, the Adopt-a-Spot program has engaged more than 65,000 volunteers in community-based litter clean-up activities. Volunteers adopt a local area across Western Australia, contributing to a cleaner, litter-free environment.

As of 30 June 2026, there were 2,627 groups registered in the Adopt-a-Spot program, with 187 new groups joining during the year.

Registering groups are provided with clean-up resources which include a Containers for Change bag to help with separating eligible 10-cent containers.

There were 412 clean-up reports submitted during the year, with 3,287 bags of rubbish removed by Adopt-a-Spot volunteer groups across the state.

As each bag holds about 15 litres of waste, it is estimated that approximately 49,000 litres of litter was removed by volunteers from the environment across the state's highways, local streets, parks, waterways, bushland, beaches, riversides and wetlands.

The Adopt-a-Spot community is made up of groups, families, individuals, schools and clubs, demonstrating a shared commitment to keeping our environment litter-free.

KABC continues to work with local governments and Main Roads Western Australia (MRWA) to help volunteers who are engaging with the program and this year produced an Adopt-a-Spot Starter Pack to use at events to promote the program.



Care for Hedland Adopt-a-Spot volunteers in Port Hedland



Adopt-A-Spot Community Park Clean up

Adopt-a-Spot Case Study - Driving Community-Led Environmental Action

Since its launch in 2009, Keep Australia Beautiful Council's (KABC) Adopt-a-Spot program has demonstrated how community volunteering can deliver meaningful environmental outcomes while fostering local stewardship and pride.

Designed to empower communities to take ownership of public spaces, the program supports volunteer groups to undertake regular litter clean-up activities by providing free clean-up resources and connecting participants with local governments for the safe collection and disposal of waste. This collaborative approach has made it easy for individuals, schools and community organisations to get involved in caring for their local environment.

The effectiveness of this model is reflected in the program's continued growth. Between 2023–24 and 2025–26, the number of registered volunteer groups increased from 2,279 to 2,627, representing growth of 15.3 per cent. This makes Adopt-a-Spot the strongest-performing community volunteering initiative within KABC's portfolio.

Community participation has also continued to expand, with more than 65,000 volunteers taking part since the program began. Over the past two years alone, at least 6,000 new volunteers have joined the initiative, highlighting the strong commitment of Western Australians to environmental action.

The program continues to deliver tangible benefits for local communities and the environment. In 2025–26, volunteers collected and disposed of 49,000 litres of litter, helping to improve the cleanliness and amenity of public spaces across the state. Support from local governments has also grown, with 29 councils now partnering with the program.

The success of Adopt-a-Spot demonstrates how strong partnerships, practical support and community ownership can create a scalable model for reducing litter and building cleaner, more sustainable communities across Western Australia.

Local government

Working with local government continues to be particularly important to the success of the Litter Prevention Strategy.

KABC has ongoing agreements to promote the Adopt-a-Spot program with 29 local governments.

KABC continued its partnerships with the not-for-profit organisations Care for Hedland and the Mandurah Environmental Heritage Group, while actively pursuing opportunities to collaborate with metropolitan and regional local governments in the delivery and promotion of the Adopt-a-Spot program.

In addition, KABC worked closely with participating local governments to promote a range of litter prevention initiatives including clean-up activities and other KABC litter action programs. KABC's future behaviour-change campaign will also be made available to local governments, enabling them to promote key anti-littering messages through a range of community assets, including public bins, signage in community facilities, and other public spaces.

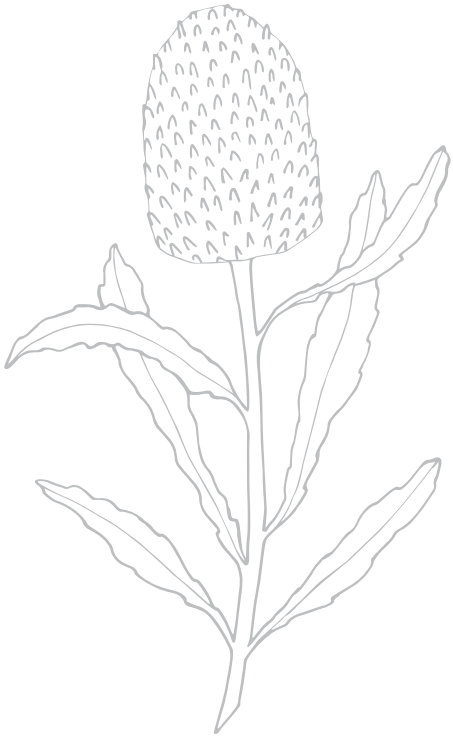





Outback Packs

Main Roads Western Australia

KABC continued to implement actions under a five-year memorandum of understanding (MOU) with Main Roads Western Australia (MRWA), including:

- major regional roadside litter prevention activities
- Outback Pack assembly and distribution
- mobilisation of Adopt-a-Spot groups to undertake clean-ups on regional roads controlled by MRWA.

In recent years forty-five roadside litter signs have been installed on major highways across WA encouraging motorists to 'Keep WA litter free'. These signs highlight the impact of litter on the unique wildlife of WA.

Actions that were implemented or continued under the MOU in the past year include:

- support and further development of the MRWA statewide litter communication and action plan
- ongoing financial support and coordination of the Outback Pack program
- provision of traffic management and safety induction for Adopt-a-Spot groups undertaking clean-ups on MRWA estate
- provision of litter prevention signage templates to regions.

Outback Packs

Outback Packs remain a popular resource among travellers as they provide practical tools to help manage litter and support clean-up activities in rest areas, campsites and on roadsides. The program continued to be financially supported by MRWA in 2025–26 while Containers for Change contributed collection bags for 10-cent containers. During the year, 11,700 Outback Packs were assembled and 13,322 were distributed.

Outback Packs were assembled by students participating in community service activities, including Presbyterian Ladies' College and Newton Moore Education Support Centre. Assembly was also supported by the Department of Justice through community service initiatives.

To ensure the continuation of this valuable resource, funding has been secured from MRWA for an additional year under the MOU.

Tangaroa Blue partnership

Under the Marine Debris Project, KABC has continued its more than 20-year partnership with Tangaroa Blue Foundation (TBF), an Australia-wide, not-for-profit organisation dedicated to the removal and prevention of marine debris. The major event under this partnership is the WA Beach Clean-up.

Tangaroa Blue Foundation hosted its 21st annual WA Beach Clean-up on 18-19 October 2025, with the support of KABC. A total of 1,579 volunteers converged on 70 beaches to remove and audit 5,300 kg of marine debris along 113 km of coastline.

KABC also held a community event at Mullaloo Beach removing and auditing over 13.5 kg of rubbish from the beach.

KABC provides an annual grant of $7,500 to support event administration as well as in-kind support including:

- promotion of the clean-up to KABC stakeholders via the website (www.kabc.wa.gov.au), a Litterature e-newsletter, and email alerts to more than 25,000 KABC supporters and their networks
- clean-up support and advice from KABC staff. During the October weekend, more than 4.5 tonnes of debris were collected and audited.

Figure 1 : Top 10 items – 2025 WA Beach Clean-up

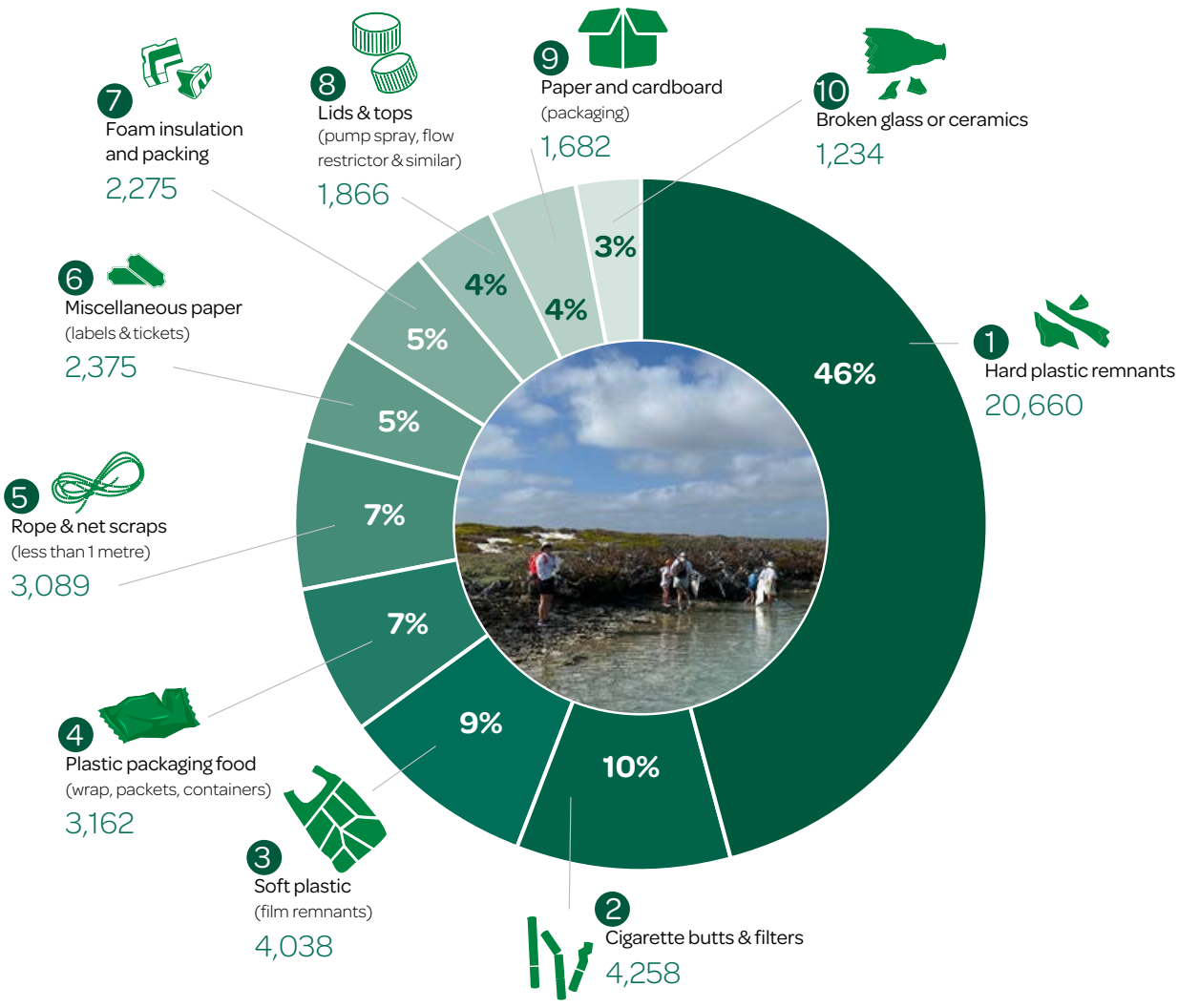



Cocos and Keeling Islands

Marine Debris Project

KABC's Marine Debris Project activities in 2025-26 included:

- marine debris collections and audits on Christmas Island and Cocos (Keeling) Islands with schools, local governments and community groups
- the 2026 marine debris collection and audit of the Houtman Abrolhos Islands, undertaken as part of the Flotsam and Jetsam program coordinated by Latitude Jewellers in Geraldton, revealed a significant reduction in the volume of marine debris recorded across the islands.
- KABC Community Litter Grants were opened at a community clean-up event at False Entrance in Denham with Perfect Nature Cruises, DBCA, students from Useless Loop Primary School and volunteers.
- debris collection and audits at:
    - Stark Bay, Rottnest Island
    - WA Beach Clean-up at Sorrento Beach
    - City Beach with students from City Beach Primary School as part of Clean Up Australia Day
    - Houtman Abrolhos Islands with Latitude Jewellers

Data collected during these activities was added to the Australian Marine Debris Initiative (AMDI) database.

Indian Ocean Territories

The Department provides environmental regulation services to the Indian Ocean Territories (IOT) on behalf of the Australian Government through a service delivery arrangement. A KABC officer continued to visit Christmas Island and Cocos (Keeling) Islands as part of a community education team delivering school and community programs under this waste and water service delivery arrangement.

In October 2025, in collaboration with the Shire of Christmas Island and community environmental group, Island Care, the KABC officer coordinated a stall at the annual Territory Week celebration. Activities and information included litter prevention, Adopt-a-Spot, single-use alternatives and Drink Tap Water, an ongoing program encouraging the consumption of local drinking water rather than bottled water.

In May 2026, the KABC officer worked with Cocos Island District High School to continue delivery of the 'Working with Waste' program. This program is supported by Shire of Cocos (Keeling) Islands and focuses on understanding the waste systems in place on the islands. In-class sessions were held from Pre-primary to Year 10, with the focus being food waste. The Year 7-10 classes also had an excursion to the Home Island Transfer Station to gain a better understanding of the local processes

The Keeping CI (Christmas Island) Beautiful school and community education program continued in June, a collaboration with the Junior Ranger officer from Parks Australia. The basis of this program has been running for ten years and involves a community beach clean-up and audit (in collaboration with the Shire of Christmas Island), in-school education for Kindergarten to Year 6 about litter prevention and waste reduction, and a full day beach clean-up and audit at Greta Beach coordinated by the Year 9 and 10 students.

The Department assisted in the supply of resources and the coordination of the audit. A total of 59.5 bags of debris was collected (18.5 audited, 41 unaudited) weighing 541.5 kg (105.5 kg audited, 436 kg unaudited). The top five audited items were 2360 plastic straws, 2209 foam polystyrene remnants, 1093 rubber remnants, 1048 plastic lids and 510 thongs.



Greta Beach, Christmas Island

Partners and sponsors

The KABC acknowledges the following corporate and community sponsors and partners. Without their support, KABC would not have been able to provide the important programs detailed in this annual report.

- Waste Authority
- Department of Water and Environmental Regulation
- Main Roads Western Australia
- Department of Biodiversity, Conservation and Attractions
- River Guardians (DBCA)
- Tangaroa Blue Foundation
- Care for Hedland
- City of Albany
- City of Armadale
- City of Belmont
- City of Bunbury
- City of Cockburn
- City of Gosnells
- City of Greater Geraldton
- City of Joondalup
- City of Kalgoorlie–Boulder
- City of Mandurah
- City of Kwinana
- City of Melville
- City of Rockingham
- City of Swan
- City of Wanneroo
- Shire of Bridgetown–Greenbushes
- Shire of Broome
- Shire of Carnarvon
- Shire of Chittering
- Shire of Derby- West Kimberley
- Shire of East Pilbara
- Shire of Exmouth
- Shire of Northam
- Shire of Quairading
- Shire of Serpentine-Jarrahdale
- Shire of Williams
- Town of Cambridge
- Town of Cottesloe
- Town of Victoria Park
- Western Australian Local Government Association
- Eco Surf Australia – Litter grant recipient
- Natsales
- SeaLink
- Vanguard Press
- WA Return Recycle Renew Limited
- WA Landcare Network



Fortescue Corporate clean-up in Port Hedland

Strategic objective 3

Regulation and enforcement of the Litter Act

There is a strong argument for ensuring the community is aware of the penalties for littering because regulation is an effective tool in the State Government's behaviour-change toolkit

Litter Report Scheme

The Litter Report Scheme enables registered community members to report littering from vehicles. Litter audits show major roads and highways are still one of the most littered site types in WA.

In 2025–26 an additional 893 Western Australians registered to become litter reporters. This brings the total number of registered litter reporters to 21,697. 1,169 reports were received, an increase of 8 per cent on the previous year, and 1,089 infringements were issued, a 23 per cent increase on the previous year. This represents a 90 per cent conversion rate from report to infringement.

The Litter Report Scheme and the reporting portal have been promoted through regular e-newsletters and social media promotion. The portal provides reporters with an opportunity to view and track their submitted reports creating scheme engagement and encouraging more active members.

Litter investigations

KABC investigators enforce the Litter Act by focusing on known hotspots and working with local governments and government trading enterprises to identify problem areas within their boundaries. Investigators continued to work closely with the cities of Armadale, Cockburn, Wanneroo, Swan, Rockingham, Kwinana and Serpentine Jarrahdale, as well as with government agencies such as DBCA, the Department of Planning, Lands and Heritage, Western Australian Planning Commission, the Department of Defence, Western Power and Water Corporation. Investigators also investigated contested litter infringements issued by our Litter Report Scheme and prepare prosecution briefs for these and other littering offences.

In 2025–26, DWER investigators undertook 99 investigations on behalf of KABC, resulting in 36 litter infringement notices, 12 letters of warning and one prosecution brief for littering offences.



KABC bin stickers in Furnisdale

Strategic objective 4

Monitor the level of litter in WA and its marine environment and evaluate program effectiveness

Good data will enable progress to be measured and reported. Data gathered needs to provide a range of data sets to adequately inform policy development and evaluation for a range of State Government program needs

Australian Litter Measure (AusLM)

Two litter counts using the AusLM methodology were undertaken for KABC by Perth Natural Resource Management in November 2025 and May 2026.

The results will be used to measure the effectiveness of KABC programs and inform the development of a new behaviour change litter prevention program. The audit covered 10 locations (local government areas) and 265 transects within 57 sites using digital data capture technology. To date, seven twice-yearly surveys have been completed using the AusLM methodology.

In 2025–26, across 107,114 square metres surveyed, 11,882 items of litter were counted, with a calculated volume of 829.95 litres.

The 2025–26 data shows a 7 per cent decrease in litter items per 1,000 m² compared with 2024–25, alongside a 15 per cent increase in litter volume. While fewer items were recorded overall, a small increase in larger-volume items, particularly tyres, had a disproportionate impact on total volume.

In 2025–26, six tyres accounted for 13 per cent of total litter volume, compared with two items accounting for 5 per cent in 2024–25. Due to the disproportionate influence of tyres on volume results, the classification of tyres as litter, rather than illegal dumping, is currently being discussed at a national level, noting that illegal dumping is excluded from AusLM litter monitoring.

These year-to-year changes should be considered in the context of the AusLM methodology, which provides a snapshot of litter levels at a specific point in time. Results can be influenced by factors such as weather, seasonal conditions, and site activities. For example, beaches may experience higher litter levels during summer due to increased visitation, while vegetated sites may accumulate more litter during windy conditions.

Despite the slight increase in litter volume compared with the previous year, the overall trend remains positive. Relative to the 2022 baseline measurement, litter levels in 2025–26 were 29 per cent lower in volume per 1,000 m² and 36 per cent lower in the number of items per 1,000 m², demonstrating a sustained reduction in litter across monitored Perth metropolitan sites.

Key findings in 2025-26 litter data

- Retail sites had the highest number of items per 1,000m^2 followed by main roads. Industrial sites had the highest volume of litter per 1,000m^2 followed by main roads.
- Beaches and residential areas continue to record the lowest litter levels.
- Consistent with all previous AusLM litter surveys completed in Perth, cigarette butts and filters were the highest item by count, accounting for 20.42 per cent of the total items or 0.49 per cent of the total volume. They were consistently highly concentrated in retail, main road and industrial sites, with those locations accounting for greater than 87 per cent of the cigarette butts and filters recorded in the 2025–26 survey periods.
- As a category, unidentified fragments contribute approximately 40 per cent of all litter. Hard and soft plastic fragments dominate in terms of the source materials making up over 50 per cent of all fragments, followed by paper and card fragments.
- Regulated single-use plastic items banned under the WA Plan for Plastics have reduced from 11.5 per cent of the overall litter volume in 2022 to 6.5 per cent in 2025–26.
- Takeaway food packaging category represents approximately 15 per cent of total items and over 20 per cent of the volume. Consistent with the previous two years of surveys, the top items by count within this category were food and confectionary wrappers, followed by beverage container lids /caps (plastic). By volume, paper and card food packaging represented the highest contributor within this category.



Bunbury

Table 4: Indicator 1.1 – Litter reduction trends

	Annual litter data – all periods				
	Total area surveyed	Total litter items	Litter items / 1000 m^2	Total litter volume (L)	Litter volume (L) / 1000 m^2
2025–26	107,114	11,882	110.92	829.95	7.75
2024–25	106,619	12,764	119.72	716.61	6.72
2023–24	107,677	10,700	99.37	740.99	6.88
2022–23	104,876	17,195	163.95	1,129.24	10.77
May 2022 baseline	104,726	18,245	174.22	1,145.65	10.94

Table 5: Indicator 1.1 – Litter 2025–26 litter incidence

2025–26 Summary data – by site type					
Site type	Total area surveyed	Total litter items	Litter items / 1000 m^2	Total litter volume (L)	Litter volume (L) / 1000 m^2
Beach	7,281.15	191	26.16	15.53	2.13
Retail	14,174.20	2,810	198.21	139.30	9.83
Residential	36,129.28	1,428	39.51	104.86	2.90
Industrial	19,501.30	3,329	170.71	304.45	15.61
Park	11,770.50	793	67.37	40.91	3.48
Main Road	18,257.50	3,332	182.50	224.91	12.32
Total	107,113.92	11,882	110.92	829.95	7.75

Figure 2: Litter by source material

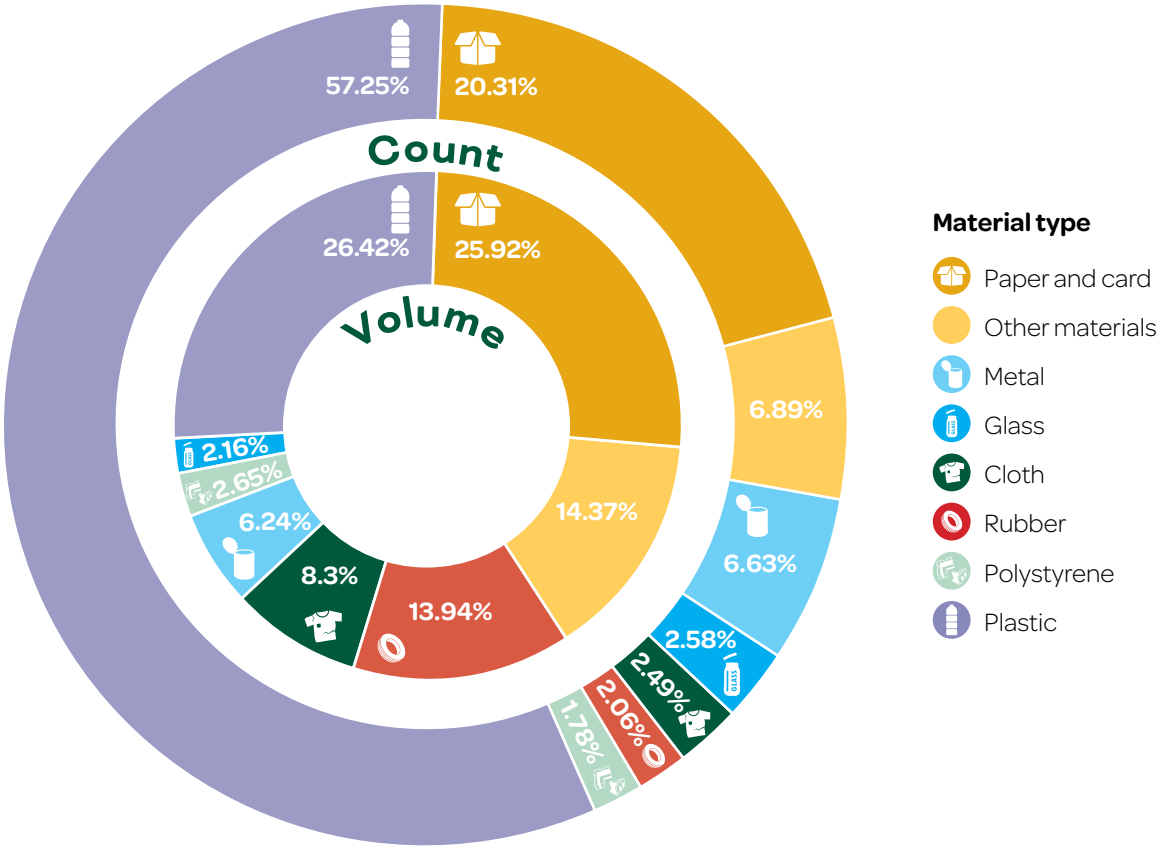

Shared responsibilities with other agencies

Department of Water and Environmental Regulation

Under section 16 of the Litter Act, KABC is provided with the services and facilities of the Department of Water and Environmental Regulation (the department).

The department provides strategic policy, administrative and program management support, and delivers funded programs. A service level agreement (SLA) between the parties governs the funding of functions carried out for either party in its respective role under the Litter Act.



EcoSurf SeaLink Wadjemup clean-up

Disclosures and legal compliance

Ministerial directives

Under the Litter Act, the Minister for the Environment may give written directions to the KABC, either generally or in relation to particular matters. The KABC did not receive any ministerial directions during 2025–26.

Pricing policies

KABC charges on a cost-recovery basis for goods sold through its website.

Remuneration

The remuneration of KABC members is determined by the Governor of Western Australia, on recommendation of the Public Sector Commissioner, in accordance with the *Public Sector Management Act 1994*. Only the chairman receives remuneration. Annual remuneration is outlined in Table 15.

Table 6: Remuneration

Position	Name	Type	Period of membership	Term of appointment	Gross remuneration
Chair	Elizabeth Carr AM	Annual	14 July 2025–30 June 2026	14 July 2025–31 Dec 2027	$40,419
Deputy	Rebecca Brown	Annual	14 July 2025–30 June 2026	14 July 2025–31 Dec 2027	-
Member	Tim Youé	Annual	14 July 2025–30 June 2026	14 July 2025–31 Dec 2027	-
Member	Glen McLeod-Thorpe	Annual	14 July 2025–30 June 2026	14 July 2025–31 Dec 2027	-

Director and officer liability insurance

KABC members are insured with RiskCover for General Liability, Professional Liability, Personal Accident – Board Members, Personal Accident – Voluntary Workers, Personal Accident – Work Experience, and Travel.

Meeting attendance

KABC held three meetings during 2025–26. Meetings were held in August and November 2025 and April 2026.

Table 7: Members' meeting attendance

Member	Meetings attended
Elizabeth Carr AM	3
Rebecca Brown	3
Tim Youé	3
Glen McLeod-Thorpe	3

Employment and industrial relations

KABC does not employ staff.

Other legal requirements

Advertising

Section 175ZE of the *Electoral Act 1907* requires the inclusion of a statement detailing all advertising expenditure incurred by KABC.

Table 8: Advertising

Program	Spend $
Unseen Heroes campaign	23,646
Bin It campaign	21,836
Unsecured Loads campaign	2,400
Total	**47,881**



Compliance with public sector standards and ethical codes

A communications agreement between KABC and the Minister for Environment was signed in 2026.

Ethics and integrity

KABC's Code of Conduct outlines how the Council commits to operating in the community and in its relationship with the Minister's Office, the department and with its staff. KABC members provide signed agreement to a Charter, a Code of Conduct and a Conflict of Interest policy. KABC members undertake training in ethical decision making and accountability as well as cultural awareness training. Procurement practices follow State Government guidelines and procurement policy.

Organisational structure

Under section 16 of the Litter Act, KABC is provided with the services and facilities of any officer employed in the public service. Services are provided by staff who are employed by the department under provisions of the *Public Sector Management Act 1994*. The department's policies and obligations for reporting on public sector policies apply. Officers are subject to the department's human resources policy, information technology and administrative processes, and other policy matters regulated by the *Financial Management Act 2006* and Treasurer's Instructions.

Table 9: Department staff (full-time equivalent) in KABC Services at 30 June 2026 except as where stated

Staff status	Department-employed KABC Services staff	KABC	Total
Full-time permanent	5		5
Part-time permanent (including part roles)	2.4		2.4
Full-time contract	1		1
Part-time contract (including part roles)		1 (chair)	1
Vacant			
Total	**8.4**	**1**	**9.4**

Four investigators are part-funded by the KABC and are managed by the department's Waste Investigations team, which also has responsibility for investigating and prosecuting illegal dumping activities.

A service-level agreement (SLA) for the provision of services from the department to the KABC sets out the parties' understanding of their respective statutory and other legal functions and obligations through a statement of expectations and performance deliverables for provision of services. The value of the functions costed in the SLA was calculated to be $630,203.

Communication

The KABC Code of Conduct outlines how the KABC ensures official information remains confidential, describes the process for public interest disclosure and provides guidance on freedom of information.

The KABC ensures that records of decisions and all other documentation are securely retained. Minutes of KABC meetings are circulated to members with meeting agenda papers.

Recordkeeping plan

KABC complies with the *State Records Act 2000* through adherence to DWER's recordkeeping plan. KABC follows the procedures required under the Act.

Publications

During 2025–26, new publications released on KABC's website were:

- *KABC Annual report 2024–25*
- Tidy Towns Sustainable Communities Awards Snapshots
- Litterature e-newsletters (four editions)
- Program guidelines (updates) – various
- AusLM Litter Survey 2025–26



Canning River, Perth

Financial statements



Certification of financial statements

For the reporting period ended 30 June 2026

The accompanying financial statements of the Keep Australia Beautiful Council (W.A.) have been prepared in compliance with the provisions of the *Financial Management Act 2006* from proper accounts and records to present fairly the financial transactions for the financial year ended 30 June 2026 and the financial position as at 30 June 2026.

At the date of signing, we are not aware of any circumstances which would render the particulars included in the financial statements misleading or inaccurate.



Elizabeth Carr AM
Chairperson
Keep Australia Beautiful Council (WA)
16 October 2026



Rebecca Brown
Deputy Chairperson
Keep Australia Beautiful Council (WA)
16 October 2026



Hilary Manderson
Chief Finance Officer
Keep Australia Beautiful Council (WA)
16 October 2026

Independent Auditor's Opinion

Auditor General

INDEPENDENT AUDITOR'S REPORT

2026

Keep Australia Beautiful Council (W.A.)

To the Parliament of Western Australia

Report on the audit of the financial statements

Opinion

I have audited the financial statements of the Keep Australia Beautiful Council (W.A.) (Council) which comprise:

- the statement of financial position as at 30 June 2026, the statement of comprehensive income, statement of changes in equity and statement of cash flows for the year then ended
- notes comprising a summary of material accounting policies and other explanatory information.

In my opinion, the financial statements are:

- based on proper accounts and present fairly, in all material respects, the operating results and cash flows of the Council for the year ended 30 June 2026 and the financial position as at the end of that period
- in accordance with Australian Accounting Standards (applicable to Tier 2 Entities), the *Financial Management Act 2006* and the Treasurer's Instructions.

Basis for opinion

I conducted my audit in accordance with the Australian Auditing Standards. My responsibilities under those standards are further described in the Auditor's responsibilities for the audit of the financial statements section of my report.

I believe that the audit evidence I have obtained is sufficient and appropriate to provide a basis for my opinion.

Responsibilities of the Council Members for the financial statements

The Council Members are responsible for:

- keeping proper accounts
- preparation and fair presentation of the financial statements in accordance with Australian Accounting Standards (applicable to Tier 2 Entities), the *Financial Management Act 2006* and the Treasurer's Instructions
- such internal control as it determines is necessary to enable the preparation of financial statements that are free from material misstatement, whether due to fraud or error.

In preparing the financial statements, the Council Members are responsible for:

- assessing the entity's ability to continue as a going concern
- disclosing, as applicable, matters related to going concern
- using the going concern basis of accounting unless the Western Australian Government has made policy or funding decisions affecting the continued existence of the Council.

Auditor's responsibilities for the audit of the financial statements

As required by the *Auditor General Act 2006*, my responsibility is to express an opinion on the financial statements. The objectives of my audit are to obtain reasonable assurance about whether the financial statements as a whole are free from material misstatement, whether due to fraud or error, and to issue an auditor's report that includes my opinion. Reasonable assurance is a high level of assurance, but is not a guarantee that an audit conducted in accordance with Australian Auditing Standards will always detect a material misstatement when it exists.

Misstatements can arise from fraud or error and are considered material if, individually or in the aggregate, they could reasonably be expected to influence the economic decisions of users taken on the basis of the financial statements. The risk of not detecting a material misstatement resulting from fraud is higher than for one resulting from error, as fraud may involve collusion, forgery, intentional omissions, misrepresentations or the override of internal control.

A further description of my responsibilities for the audit of the financial statements is located on the Auditing and Assurance Standards Board website. This description forms part of my auditor's report and can be found at https://www.auasb.gov.au/auditors_responsibilities/ar4.pdf.

Report on the audit of controls

Opinion

I have undertaken a reasonable assurance engagement on the design and implementation of controls exercised by the Council. The controls exercised by the Council are those policies and procedures established to ensure that the receipt, expenditure and investment of money, the acquisition and disposal of property, and the incurring of liabilities have been in accordance with the State's financial reporting framework (the overall control objectives).

In my opinion, in all material respects, the controls exercised by the Council are sufficiently adequate to provide reasonable assurance that the controls within the system were suitably designed to achieve the overall control objectives identified as at 30 June 2026, and the controls were implemented as designed as at 30 June 2026.

The Council Members' responsibilities

The Council Members are responsible for designing, implementing and maintaining controls to ensure that the receipt, expenditure and investment of money, the acquisition and disposal of property and the incurring of liabilities are in accordance with the *Financial Management Act 2006*, the Treasurer's Instructions and other relevant written law.

Auditor General's responsibilities

As required by the *Auditor General Act 2006,* my responsibility as an assurance practitioner is to express an opinion on the suitability of the design of the controls to achieve the overall control objectives and the implementation of the controls as designed. I conducted my engagement in accordance with Standard on Assurance Engagements *ASAE 3150 Assurance Engagements on Controls* issued by the Australian Auditing and Assurance Standards Board. That standard requires that I comply with relevant ethical requirements and plan and perform my procedures to obtain reasonable assurance about whether, in all material respects, the controls are suitably designed to achieve the overall control objectives and were implemented as designed.

An assurance engagement involves performing procedures to obtain evidence about the suitability of the controls design to achieve the overall control objectives and the implementation of those controls. The procedures selected depend on my judgement, including an assessment of the risks that controls are not suitably designed or implemented as designed. My procedures included testing the implementation of those controls that I consider necessary to achieve the overall control objectives.

I believe that the evidence I have obtained is sufficient and appropriate to provide a basis for my opinion.

Limitations of controls

Because of the inherent limitations of any internal control structure, it is possible that, even if the controls are suitably designed and implemented as designed, once in operation, the overall control objectives may not be achieved so that fraud, error or non-compliance with laws and regulations may occur and not be detected. Any projection of the outcome of the evaluation of the suitability of the design of controls to future periods is subject to the risk that the controls may become unsuitable because of changes in conditions.

Report on the audit of the key performance indicators

Opinion

I have undertaken a reasonable assurance engagement on the key performance indicators of the Council for the year ended 30 June 2026 reported in accordance with the *Financial Management Act 2006* and the Treasurer's Instructions (legislative requirements). The key performance indicators are the Under Treasurer-approved key effectiveness indicators and key efficiency indicators that provide performance information about achieving outcomes and delivering services.

In my opinion, in all material respects, the key performance indicators report of the Council for the year ended 30 June 2026 is in accordance with the legislative requirements, and the key performance indicators are relevant and appropriate to assist users to assess the Council's performance and fairly represent indicated performance for the year ended 30 June 2026.

The Council Members' responsibilities for the key performance indicators

The Council Members are responsible for the preparation and fair presentation of the key performance indicators in accordance with the *Financial Management Act 2006* and the Treasurer's Instructions and for such internal controls as the Council Members determines necessary to enable the preparation of key performance indicators that are free from material misstatement, whether due to fraud or error.

In preparing the key performance indicators, the Council Members are responsible for identifying key performance indicators that are relevant and appropriate, having regard to their purpose in accordance with Treasurer's Instruction 3 Financial Sustainability – Requirement 5 Key Performance Indicators.

Auditor General's responsibilities

As required by the *Auditor General Act 2006,* my responsibility as an assurance practitioner is to express an opinion on the key performance indicators. The objectives of my engagement are to obtain reasonable assurance about whether the key performance indicators are relevant and appropriate to assist users to assess the Council's performance and whether the key performance indicators are free from material misstatement, whether due to fraud or error, and to issue an auditor's report that includes my opinion. I conducted my engagement in accordance with Standard on Assurance Engagements *ASAE 3000 Assurance Engagements Other than Audits or Reviews of Historical Financial Information* issued by the Australian Auditing and Assurance Standards Board. That standard requires that I comply with relevant ethical requirements relating to assurance engagements.

An assurance engagement involves performing procedures to obtain evidence about the amounts and disclosures in the key performance indicators. It also involves evaluating the relevance and appropriateness of the key performance indicators against the criteria and guidance in Treasurer's Instruction 3 - Requirement 5 for measuring the extent of outcome achievement and the efficiency of service delivery. The procedures selected depend on my judgement, including the assessment of the risks of material misstatement of the key performance indicators. In making these risk assessments, I obtain an understanding of internal control relevant to the engagement in order to design procedures that are appropriate in the circumstances.

I believe that the evidence I have obtained is sufficient and appropriate to provide a basis for my opinion.

My independence and quality management relating to the report on financial statements, controls and key performance indicators

I have complied with the independence requirements of the *Auditor General Act 2006* and the relevant ethical requirements relating to assurance engagements. In accordance with ASQM 1 *Quality Management for Firms that Perform Audits or Reviews of Financial Reports and Other Financial Information, or Other Assurance or Related Services Engagements,* the Office of the Auditor General maintains a comprehensive system of quality management including documented policies and procedures regarding compliance with ethical requirements, professional standards and applicable legal and regulatory requirements.

Other information

The Council Members are responsible for the other information. The other information is the information in the entity's annual report for the year ended 30 June 2026, but not the financial statements, key performance indicators and my auditor's report.

My opinions on the financial statements, controls and key performance indicators do not cover the other information and accordingly I do not express any form of assurance conclusion thereon.

In connection with my audit of the financial statements, controls and key performance indicators my responsibility is to read the other information and, in doing so, consider whether the other information is materially inconsistent with the financial statements and key performance indicators or my knowledge obtained in the audit or otherwise appears to be materially misstated.

If, based on the work I have performed, I conclude that there is a material misstatement of this other information, I am required to report that fact. I did not receive the other information prior to the date of this auditor's report. When I do receive it, I will read it and if I conclude that there is a material misstatement in this information, I am required to communicate the matter to those charged with governance and request them to correct the misstated information. If the misstated information is not corrected, I may need to retract this auditor's report and re-issue an amended report.

Matters relating to the electronic publication of the audited financial statements and key performance indicators

This auditor's report relates to the financial statements and key performance indicators of the Council for the year ended 30 June 2026 included in the annual report on the Council's website. The Council's management is responsible for the integrity of the Council's website. This audit does not provide assurance on the integrity of the Council's website. The auditor's report refers only to the financial statements, controls and key performance indicators described above. It does not provide an opinion on any other information which may have been hyperlinked to/from the annual report. If users of the financial statements and key performance indicators are concerned with the inherent risks arising from publication on a website, they are advised to contact the Council to confirm the information contained in the website version.



Patrick Arulsingham
Senior Director Financial Audit
Delegate of the Auditor General for Western Australia
Perth, Western Australia
19 October 2026

Statement of comprehensive income

For the year ended 30 June 2026

	Notes	2026 $	2025 $
Cost of services			
Expenses			
Employee benefits expense	2.1	1,155,858	1,172,221
Grants and subsidies	2.2	72,616	72,066
Supplies and services	2.3	1,072,214	1,058,603
Other expenses	2.4	59,296	119,596
Total cost of services		**2,359,984**	**2,422,486**
Income			
Grants and subsidies	3.1	50,175	45,000
Charges and fees	3.2	272,044	278,519
Interest revenue		14,405	21,883
Other income	3.4	99,239	33,836
Total income		**435,863**	**379,238**
Net cost of services		**1,924,121**	**2,043,248**
Income from State Government			
Income from other public sector entities	3.3	1,232,929	1,197,859
Resources received	3.3	630,203	601,093
Total income from State Government		**1,863,132**	**1,798,952**
Deficit for the period		**(60,989)**	**(244,296)**
Total comprehensive loss for the period		**(60,989)**	**(244,296)**

The Statement of comprehensive income should be read in conjunction with the accompanying notes.

Statement of financial position

As at 30 June 2026

	Notes	2026 $	2025 $
Assets			
Current assets			
Cash and cash equivalents	5.1	296,558	415,674
Receivables	4.1	201,099	167,969
Other assets	4.2	5,439	189
Total current assets		**503,096**	**583,832**
Total assets		**503,096**	**583,832**
Liabilities			
Current liabilities			
Payables	4.3	153,180	172,927
Total current liabilities		**153,180**	**172,927**
Total liabilities		**153,180**	**172,927**
Net assets		**349,916**	**410,905**
Equity			
Accumulated surplus		349,916	410,905
Total equity		**349,916**	**410,905**

The Statement of financial position should be read in conjunction with the accompanying notes.

Statement of changes in equity

For the year ended 30 June 2026

	Notes	Accumulated surplus $	Total equity $
Balance at 1 July 2024		655,201	655,201
Deficit		(244,296)	(244,296)
Total comprehensive loss for the period		(244,296)	(244,296)
Balance at 30 June 2025		**410,905**	**410,905**
Balance at 1 July 2025		410,905	410,905
Deficit		(60,989)	(60,989)
Total comprehensive loss for the period		(60,989)	(60,989)
Balance at 30 June 2026		**349,916**	**349,916**

The Statement of changes in equity should be read in conjunction with the accompanying notes.

Statement of cash flows

For the year ended 30 June 2026

	Notes	2026 $	2025 $
Cash flows from State Government			
Funds from other public sector entities		1,232,929	1,197,859
Net cash provided by State Government		**1,232,929**	**1,197,859**
Utilised as follows:			
Cash flows from operating activities			
Payments			
Employee benefits		(1,158,326)	(1,121,343)
Supplies and services		(465,528)	(462,185)
Grants and subsidies		(72,616)	(72,066)
GST payments on purchases		(51,050)	(51,737)
Other payments		(19,528)	(18,382)
Receipts			
Grants and subsidies		50,175	45,000
Charges and fees		281,086	270,546
Interest received		14,405	21,883
GST receipts on sales		6,136	6,291
GST receipts from taxation authority		30,701	61,005
Other receipts		32,500	33,836
Net cash used in operating activities		**(1,352,045)**	**(1,287,152)**
Net decrease in cash and cash equivalents		(119,116)	(89,293)
Cash and cash equivalents at the beginning of the period		415,674	504,967
Cash and cash equivalents at the end of period	5.1	**296,558**	**415,674**

The Statement of cash flows should be read in conjunction with the accompanying notes.

Notes to the financial statements

For the year ended 30 June 2026

1 Basis of preparation

The Keep Australia Beautiful Council (W.A.) ("Council") is a government not-for-profit entity and is controlled by the State of Western Australia, which is the ultimate parent. The Council is a not-for-profit entity (as profit is not its principal objective).

A description of the nature of its operations and its principal activities has been included in the 'Overview' which does not form part of these financial statements.

These annual financial statements were authorised for issue by the accountable authority of the Council on 16 October 2026.

Statement of compliance

The financial statements are general purpose financial statements which have been prepared in accordance with Australian Accounting Standards – Simplified Disclosures, the Conceptual Framework and other authoritative pronouncements issued by the Australian Accounting Standards Board (AASB) as modified by Treasurer's instructions. Some of these pronouncements are modified to vary their application and disclosure.

The Financial Management Act 2006 and Treasurer's instructions, which are legislative provisions governing the preparation of financial statements for agencies, take precedence over AASB pronouncements. Where an AASB pronouncement is modified and has had a significant financial effect on the reported results, details of the modification and the resulting financial effect are disclosed in the notes to the financial statements.

Basis of preparation

These financial statements are presented in Australian dollars applying the accrual basis of accounting and using the historical cost convention. Certain balances will apply a different measurement basis (such as the fair value basis). Where this is the case the different measurement basis is disclosed in the associated note. All values are rounded to the nearest dollar.

Accounting for goods and services tax (GST)

Income, expenses and assets are recognised net of the amount of goods and services tax (GST), except that the:

(a) amount of GST incurred by the Council as a purchaser that is not recoverable from the Australian Taxation Office (ATO) is recognised as part of an asset's cost of acquisition or as part of an item of expense; and

(b) receivables and payables are stated with the amount of GST included.

Cashflows are included in the Statement of cash flows on a gross basis. However, the GST components of cashflows arising from investing and financing activities which are recoverable from, or payable to, the ATO are classified as operating cash flows.

Notes to the financial statements

For the year ended 30 June 2026

Comparative information

Comparative information is, where appropriate, reclassified to be comparable with the figures presented in the current reporting period.

Except when an Australian Accounting Standard permits or requires otherwise, comparative information is presented in respect of the previous period for all amounts reported in the financial statements.

Judgements and estimates

Judgements, estimates and assumptions are required to be made about financial information being presented. The significant judgements and estimates made in the preparation of these financial statements are disclosed in the notes where amounts affected by those judgements and / or estimates are disclosed. Estimates and associated assumptions are based on professional judgements derived from historical experience and various other factors that are believed to be reasonable under the circumstances.

2 Use of our funding

Expenses incurred in the delivery of services

This section provides additional information about how the Council's funding is applied and the accounting policies that are relevant for an understanding of the items recognised in the financial statements. The primary expenses incurred by the Council in achieving its objectives and the relevant notes are:

	Notes	2026 $	2025 $
Employee benefits expense	2.1	1,155,858	1,172,221
Grants and subsidies	2.2	72,616	72,066
Supplies and services	2.3	1,072,214	1,058,603
Other expenses	2.4	59,296	119,596

2.1 Employee benefits expense

	2026 $	2025 $
Employee benefits	1,033,785	1,061,451
Superannuation – defined contribution plans	122,073	110,770
Total employee benefits expense	**1,155,858**	**1,172,221**

Notes to the financial statements

For the year ended 30 June 2026

Employee benefits: The Department of Water and Environmental Regulation is the employing authority for staff employed in the Keep Australia Beautiful Council (W.A.) service section. Employee benefits are recouped monthly and the costs include wages and salaries and leave entitlements.

Superannuation: The amount recognised in profit or loss of the Statement of Comprehensive Income comprising employer contributions paid to the Gold State Super (concurrent contributions), the West State Super, the GESB Super, or other superannuation funds.

The Department of Water and Environmental Regulation is the employing authority for staff employed in the Keep Australia Beautiful Council (W.A.). Provision for benefits accruing to employees in respect of annual leave and long service leave for services rendered are held by the employing authority provisions.

2.2 Grants and subsidies

The Council promotes waste reduction by engaging the community in providing grants. Funds are applied for, assessed and provided to worthy recipients.

	2026 $	2025 $
Recurrent		
ABC Foundation Ltd	8,800	-
Adventure Kids Entertainment	5,594	-
Blayde Day	1,000	-
Belmont Community Environmental Champions Inc	-	6,650
Broome Senior High School	1,000	-
Care for Hedland Environmental Association Inc	500	4,500
City of Bunbury	-	5,000
City of Busselton	4,408	500
City of Fremantle	-	8,519
City Of Kalgoorlie-Boulder	4,000	-
City of Karratha	-	500
Clean up Northam Group	500	-
Kalgoorlie Boulder Urban Landcare Group	1,000	-
Keep Albany Beautiful Committee	1,000	742
Kununurra Community Garden Kitchen	1,000	-
Kwoorabup Nature School	5,500	-
Latitude Fisheries Pty Ltd	8,000	5,600
Native Animal Rescue Broome	500	-

Notes to the financial statements

For the year ended 30 June 2026

2.2 Grants and subsidies (continued)

	2026	2025
	$	$
Newdegate Community Resource Centre Inc	-	1,000
Northern Agriculture Catchments Council (NACC)	-	6,140
Norwest Pest Management	-	500
Paraburdoo Mens Shed	-	500
Perth African Women Association (PAWA) Inc.	-	4,000
River Conservation Society Incorporated	500	-
Shire of Broome	4,154	-
Shire of Capel	-	500
Shire of Carnarvon	-	1,000
Shire of Derby West Kimberley	-	2,800
Shire of Irwin	500	-
Shire of Murray	-	500
Shire of Northam	4,642	-
Shire of Pingelly	-	6,675
Shire of Sandstone	1,000	500
Shire of Upper Gascoyne	-	500
Shire of West Arthur	-	500
Shire of Westonia	-	1,000
Shire of Wiluna	-	500
South East Regional Centre for Urban Landcare	9,718	-
St Munchin's Catholic School	-	5,940
St Luke's College	500	-
Sue Rodgers	500	-
Tangaroa Blue Foundation Ltd	-	7,500
Walpole Primary School	500	-
Waroona Community Resource Centre	500	-
Wickepin Community Resource Centre Inc	3,300	-
Williams Community Resources Centre	4,000	-
Total Grants and Subsidies	**72,616**	**72,066**

Notes to the financial statements

For the year ended 30 June 2026

2.2 Grants and subsidies (continued)

Transactions in which the Council provides goods, services, assets (or extinguishes a liability) or labour to another party without receiving approximately equal value in return are categorised as 'Grant or subsidy expenses.' Grants can either be operating or capital in nature.

Grants can be paid as general purpose grants which refer to grants that are not subject to conditions regarding their use. Alternatively, they may be paid as specific purpose grants which are paid for a particular purpose and/or have conditions attached regarding their use.

Grants and other transfers to third parties (other than contribution to owners) are recognised as an expense in the reporting period in which they are paid or payable. They include transactions such as: grants, subsidies, personal benefit payments made in cash to individuals, other transfer payments made to public sector agencies, local government, non-government schools, and community groups.

2.3 Supplies and services

Supplies and services are recognised as an expense in the reporting period in which they are incurred. The carrying amounts of any materials held for distribution are expensed when the materials are distributed.

	2026	2025
	$	$
Supplies and services		
Consultants and contractors	715,217	706,248
Consumables and materials	132,893	114,379
Advertising	47,881	40,717
Travel	34,811	36,411
Accommodation	61,908	67,515
Telecommunication services	-	436
Catering	17,124	25,423
Other	62,380	67,474
Total supplies and services expenses	**1,072,214**	**1,058,603**

Notes to the financial statements

For the year ended 30 June 2026

2.4 Other expenses

	2026	2025
	$	$
Other expenses		
Expected credit losses – expense[(a)]	-	101,216
Rental – equipment, vehicles and venues[(b)]	22,709	18,380
Write-off of bad debts	36,587	-
Total other expenses	**59,296**	**119,596**

(a) Expected credit losses is an allowance of trade receivables and is measured at the lifetime expected credit losses at each reporting date. The Council has established a provision matrix that is based on its historical credit loss experience, adjusted for forward-looking factors specific to the debtors and the economic environment.

(b) Rental expenses include:

(i) Short-term leases with a lease term of 12 months or less;

(ii) Low value leases with an underlying value of $5,000 or less; and

(iii) Variable lease payments recognised in the period in which the event or condition that triggers those payments occurs.

Notes to the financial statements

For the year ended 30 June 2026

3 Council funding sources

How we obtain our funding

This section provides additional information about how the Council obtains its funding and the relevant accounting policy notes that govern the recognition and measurement of this funding.

The Council receives income from the Waste Authority Resource and Recovery legislation, fee income resulting from litter infringement notices (*Litter Act 1979*) and income from the State Government.

The primary income received by the Council and the relevant notes are:

	Notes	2026 $	2025 $
Grants and subsidies	3.1	50,175	45,000
Charges and fees	3.2	272,044	278,519
Income from State Government	3.3	1,863,132	1,798,952
Other income	3.4	99,239	33,836

3.1 Grants and subsidies

	2026 $	2025 $
Indian Ocean Territories	50,175	45,000
Total grants and subsidies	**50,175**	**45,000**

Grants and subsidies are recognised as income at fair value when the grant and subsidies are received or receivable.

3.2 Charges and fees

	2026 $	2025 $
Fines – litter infringements	272,044	278,519

Income from litter infringements is recognised immediately when issued.

Notes to the financial statements

For the year ended 30 June 2026

3.3 Income from State Government

	2026 $	2025 $
Income from other public sector entities during the period:		
Grants and subsidies		
Department of Water and Environmental Regulation	178,176	183,000
Botanic Gardens & Parks Authority	500	-
Main Roads Western Australia	30,000	30,000
Waste Authority	1,024,253	984,859
Total income from other public sector entities	**1,232,929**	**1,197,859**
Resources from other public sector entities during the period:		
Services received free of charge		
Department of Water and Environmental Regulation	630,203	601,093
Total services received	**630,203**	**601,093**
Total income from State Government	**1,863,132**	**1,798,952**

Income from other public sector entities

Income from other public sector entities is recognised as income when the Council has satisfied its performance obligations under the funding agreement. If there is no performance obligation, income will be recognised when the Council receives the funds.

Resources received from other public sector entities

Resources received from other public sector entities are recognised as income equivalent to the fair value of the assets, or the fair value of those services that can be reliably determined and which would have been purchased if not donated.

3.4 Other income

	2026 $	2025 $
Other revenue	99,239	33,836
Total other income	**99,239**	**33,836**

Other revenue is recognised at the transaction price when the Council transfers control of the goods or other assets to customers.

Notes to the financial statements

For the year ended 30 June 2026

4 Assets and liabilities

This section sets out those assets and liabilities that arose from the Council's controlled operations and includes other assets utilised for economic benefits and liabilities incurred during normal operations:

	Notes	2026 $	2025 $
Receivables	4.1	201,099	167,969
Other current assets	4.2	5,439	189
Payables	4.3	153,180	172,927

4.1 Receivables

	2026 $	2025 $
Current		
Trade receivables	330,883	376,011
Allowance for impairment of trade receivables	(152,759)	(219,498)
GST receivable	22,975	8,760
Other debtors	-	2,696
Total receivables	**201,099**	**167,969**

The Council does not hold any collateral or other credit enhancements as security for receivables.

Trade receivables are initially recognised at their transaction price. The Council holds the receivables with the objective to collect the amounts due and therefore they are subsequently measured at amortised cost using the effective interest method, less an allowance for impairment. The carrying amount of net trade receivables is equivalent to fair value as it is due for settlement within 30 days.

The Council recognises a loss allowance for expected credit losses (ECLs) on a receivable not held at fair value through profit or loss. The ECLs based on the difference between the amount due and the cash flows that the Council expects to receive, discounted at the original effective interest rate. Individual receivables are written off when the Council has no reasonable expectations of recovering the contractual cash flows.

For trade receivables, the Council recognises an allowance for ECLs measured at the lifetime expected credit losses at each reporting date. The Council has established a provision matrix that is based on its historical credit loss experience, adjusted for forward-looking factors specific to the debtors and the economic environment. Please refer to note 2.4 for the amount of ECLs expensed in this reporting period.

4.2 Other assets

	2026 $	2025 $
Current		
Prepayments	5,439	189
Total other assets	**5,439**	**189**

Prepayments represent payments in advance of receipt of goods or services or that are part of expenditure made in one accounting period covering a term extending beyond that period.

4.3 Payables

	2026 $	2025 $
Current		
Other payables – unallocated infringement receipts	21,398	20,898
Accrued expenses	131,782	152,029
Total payables	**153,180**	**172,927**

Payables: are recognised at the amounts payable when the Council becomes obliged to make future payments as a result of a purchase of assets or services. The carrying amount is equivalent to fair value, as settlement is generally within 15 to 30 days.

5 Financing

This section sets out the material balances and disclosures associated with the financing and cash flows of the Council.

	Notes	2026 $	2025 $
Cash and cash equivalents	5.1	296,558	415,674

5.1 Cash and cash equivalents

	2026 $	2025 $
Cash and cash equivalents	296,558	415,674

For the purpose of the statement of cash flows, cash and cash equivalent assets comprise short-term deposits with original maturities of three months or less that are readily convertible to a known amount of cash and which are subject to insignificant risk of changes in value.

6 Financial instruments and contingencies

This note sets out the key risks management policies and measurement techniques of the Council.

	Notes
Financial instruments	6.1
Contingent assets and liabilities	6.2

6.1 Financial instruments

The carrying amounts of each of the following categories of financial assets and financial liabilities at the end of the reporting period are:

	2026	2025
	$	$
Financial assets		
Cash and cash equivalents	296,558	415,674
Financial assets at amortised cost[(a)]	178,124	156,513
Total financial assets	**474,682**	**572,187**
Financial liabilities		
Financial liabilities at amortised cost	153,180	172,927
Total financial liabilities	**153,180**	**172,927**

(a) The amount of financial assets at amortised cost excludes the GST recoverable from the Australian Taxation Office (statutory receivable).

6.2 Contingent assets and liabilities

Contingent assets and contingent liabilities are not recognised in the statement of financial position but are disclosed and, if quantifiable, are measured at the best estimate.

Contingent assets and liabilities are presented inclusive of GST receivable or payable, respectively.

The Council had no contingent assets or contingent liabilities as at 30 June 2026 (2025: None).

Notes to the financial statements

For the year ended 30 June 2026

7 Other disclosures

This section includes additional material disclosures required by accounting standards or other pronouncements for the understanding of this financial report.

	Notes
Events occurring after the end of the reporting period	7.1
Changes in accounting policy	7.2
Key management personnel	7.3
Related party transactions	7.4
Related bodies	7.5
Affiliated bodies	7.6
Remuneration of auditors	7.7
Supplementary financial information	7.8

7.1 Events occurring after the end of the reporting period

Infringement fees totalling $26,210 were written off under Council Members' authority on 9 July 2026 and 25 August 2026, comprising $2,065 and $24,144 respectively. These amounts were fully provided for as at 30 June 2026.

7.2 Changes in accounting policy

There have been no changes in accounting policy that have any material impact on the financial statements.

Notes to the financial statements

For the year ended 30 June 2026

7.3 Key management personnel

The Council has determined key management personnel to include cabinet ministers, Council members, and senior officers of the Council. The Council does not incur expenditures to compensate ministers and those disclosures may be found in the *Annual Report on State Finances*.

The total fees, salaries, superannuation, non-monetary benefits and other benefits for Council members and senior officers of the Council for the reporting period are presented within the following bands:

Compensation of members of the Council:	**2026**	**2025**
Compensation band ($)		
40,001 – 50,000	1	-
20,001 - 30,000	-	1
0 – 10,000	3	5

	2026	**2025**
	$	**$**
Total compensation of the council members:	**40,419**	**22,035**

Compensation of senior officers:	**2026**	**2025**
Compensation band ($)		
50,001 – 100,000	1	-
0 – 50,000	-	2

	2026	**2025**
	$	**$**
Total compensation of senior officers	**99,078**	**86,847**

Notes to the financial statements

For the year ended 30 June 2026

7.4 Related party transactions

The Council is a wholly owned public sector entity that is controlled by of the State of Western Australia.

Related parties of the Council include:

- all cabinet ministers and their close family members, and their controlled or jointly controlled entities;
- all Council members, senior officers and their close family members, and their controlled or jointly controlled entities;
- other departments and statutory authorities, including related bodies, which are included in the whole-of-government consolidated financial statements (i.e., wholly owned public sector entities);
- associates and joint ventures of a wholly owned public sector entity; and
- the Government Employees Superannuation Board (GESB).

Material transactions with other related parties

Outside of normal citizen type transactions with the Council, there were no other related party transactions that involved key management personnel and/or their close family members and/or their controlled (or jointly controlled) entities.

7.5 Related bodies

The Council currently does not provide any assistance to other agencies which would deem them to be regarded as related bodies under the definitions included in Treasurer's Instruction 8 "Financial Accounting and Reporting".

7.6 Affiliated bodies

The Council currently does not provide any assistance to other agencies which would deem them to be regarded as affiliated bodies under the definitions included in Treasurer's Instruction 8 "Financial Accounting and Reporting".

7.7 Remuneration of auditors

Remuneration paid or payable to the Auditor General in respect of the audit for the current reporting period is as follows:

	2026 $	2025 $
Auditing the accounts, controls, financial statements and key performance indicators	43,500	21,800

Notes to the financial statements

For the year ended 30 June 2026

7.8 Supplementary financial information

(a) Write-offs

During the financial year $36,587 of infringement fees (2025:Nil) was written off the Council's books under the authority of the Council Members. Subsequently, under the authority of the Council Members, infringement fees of $2,066 were written off on 9 July 2026 and a further $24,144 were written off on 25 August 2026. Both amounts had been fully provided for as at 30 June 2026.

(b) Losses through theft, defaults and other causes & gifts of public property

During the financial year there were no losses of public money and public and other property through theft, default or other causes (2025: None). There were also no gifts of public property during the financial year (2025: None).

Certification of key performance indicators

For the reporting period ended 30 June 2026

We hereby certify that the key performance indicators are based on proper records, are relevant and appropriate for assisting users to assess the Keep Australia Beautiful Council (WA)'s performance and fairly represent the performance of the Keep Australia Beautiful Council (WA) for the financial year ended 30 June 2026.



Elizabeth Carr AM
Chairperson
Keep Australia Beautiful Council (WA)
16 October 2026



Rebecca Brown
Deputy Chairperson
Keep Australia Beautiful Council (WA)
16 October 2026

Key performance indicators

Outcome-based management framework

Keep Australia Beautiful Council (WA) (KABC) structures its activities to promote a reduction in litter and littering behaviour in Western Australia. There are three services provided by KABC to the community under this outcome. Results with significant variances of 10 per cent or more compared with the Target and prior year results are explained.

Government goal	Desired outcome	Services
Better Places: A quality environment with liveable and affordable communities and vibrant regions	Reduction in litter and littering behaviour in Western Australia	Service 1: Monitoring litter levels in Western Australia
		Service 2: Enforcement of the Litter Act 1979
		Service 3: Providing education, awareness, and engagement programs

Key effectiveness indicators

Outcome 1: Reduction in litter and littering behaviour in Western Australia

The *Litter Act 1979* ("the Act") makes provision for the abatement of litter and confers powers upon KABC.

KABC achieves litter abatement through enforcement and the application of penalties for littering and through the development and implementation of community education, participation, and awareness programs. These programs are designed to encourage and support people to change their attitudes and behaviours towards litter prevention and disposal and to participate in activities which help clean and maintain their environment. Programs include advertising and promotion, event support, school and community education and participation programs and partnerships with key organisations.

Over the years, there has generally been a downward trend in litter, which points to the success of KABC's programs implemented through the *Litter Prevention Strategy for Western Australia 2020–25* and previous litter prevention strategies. In 2026 the litter strategy will be superseded by the new The Beyond WAste 2030 Strategy, which aligns litter more closely with waste and circular economy objectives. The principles of the 2020–25 strategy continue to be followed while a new Western Australian Litter Prevention Implementation Plan is developed to support implementation of litter programs.

KABC has monitored litter levels in Western Australia by funding an audit over two weeks in November 2025 and May 2026, of litter levels using a methodology agreed to by all Australian jurisdictions, the Australian Litter Measure (AusLM). This methodology was developed in a jurisdiction-wide collaboration, through a project working group.

Indicator 1.1: The amount of litter reduction as measured by the AusLM.

	Items per 1000 m²						Volume L/1000 m²					
	21-22	22-23	23-24	**24-25**	**25-26**	**25-26**	21-22	22-23	23-24	**24-25**	**25-26**	**25-26**
	Actual			Actual	Target	Actual	Actual			Actual	Target	Actual
AusLM	174	163.95	99.37	119.72	110	110.92	10.94	10.77	6.88	6.72	6	7.75
Movement compared to prior year	-158	-10.05	-64.58	20.35		-8.8	-10.06	-0.17	-3.89	-0.16		1.03

Analysis

Despite a slight increase in litter volume compared with the previous year, performance demonstrates a positive long term trend. Compared with the 2022 baseline, litter levels in 2025-26 were 29 per cent lower by volume per 1,000 m² and 36 per cent lower by item count per 1,000 m², indicating a sustained reduction in litter across monitored Perth metropolitan sites. The 2025–26 volume level was influenced by the presence of a small number of large-volume litter items, namely tyres, which accounted for almost 13 per cent of the total litter volume. As tyres have a disproportionate impact on volume results, their categorisation as illegal dumping rather than as litter is being reviewed at a national level.

Indicator 1.2: Percentage of litter infringements enforced through the Litter Report Scheme

	2021-22 Actual	2022-23 Actual	2023-24	2024-25 Actual	2025-26 Target	2025-26 Actual	Variation to Target
Percentage of litter infringements enforced through the Litter Report Scheme	91	92	87	90	86	90	4

Analysis

The total number of infringements issued was 1,089 with 110 of those subsequently withdrawn, resulting in a percentage converted to a successful infringement outcome of 90 per cent. This was a favourable result compared to both target and prior year.

Indicator 1.3: Percentage of littering investigations leading to an enforceable outcome

	2021-22	2022-23	2023-24	2024-25	2025-26	Variation
Percentage of littering investigations leading to an enforceable outcome	81	84	50	48	36	12

There is no target set for this indicator as the occurrence and complexity of investigations cannot be predicted on a yearly basis, as investigations result from reports from other organisations and community members.

In 2025–26, 99 investigations were performed, resulting in 36 litter infringement notices for littering offences. Using infringements as the predominant measure of enforceable outcomes, this has resulted in a rate of 36 per cent enforceable outcomes, which is 12 per cent lower than the previous year. This year there were 7 fewer investigations than last year and 8 fewer infringement notices.

Part IV of the Act establishes that any person who deposits litter or causes litter to be deposited on any land or any waters (unless exempt by clauses 23(a) to 23(d)) commits an offence. Section 27 of the Act and the Litter Regulations 1981 prescribe penalties for specific offences and allow for the issue of infringement notices to offenders as well as the appointment of authorised officers to assist with the enforcement of the Act. Offenders can also be dealt with by requiring clean-up of the litter (an Environmental Field Notice (EFN)) or by prosecution in court. Any of these actions would be deemed a successful outcome in dealing with offenders under the Act.

KABC investigators issue infringement notices to offenders, when appropriate, using the information supplied through the Litter Report Scheme. Authorised officers issue infringements, EFNs or prosecute littering.

Key efficiency indicators

Outcome 1: Reduction in litter and littering behaviour in Western Australia

Key efficiency indicator	2021-22	2022-23	2023-24	2024-25	2025-26 Target	Actual	Variation to Target
	Service 1: Monitoring litter levels in Western Australia						
1.1 Average cost of audit of litter levels in WA	$138,869	$175,355	$$200,509	$195,183	$200,000	$197,201	$2,799

Key efficiency indicator	2021-22	2022-23	2023-24	2024-25	2025-26 Target	2025-26 Actual	Variation to Target
	Service 2: Enforcement of the *Litter Act 1979*						
2.1 Average cost of enforcement of the Act	$525	$346	$616	$893	$930	$705	$225

Variance analysis

The decrease in the average cost of enforcement of the Act compared to the target and prior year is mainly due to a lower expected credit loss expense and lower corporate sustaining costs incurred during the year. This is combined with an increase in the number of enforcements and investigations. KABC continues to promote awareness of the Litter Reporting Scheme and ways to implement infringements and investigations more efficiently.

Key efficiency indicator	2021-22	2022-23	2023-24	2024-25	2025-26 Target	2025-26 Actual	Variation to Target
	Service 3: Providing education, awareness, and engagement programs						
3.1.1 Average cost per education, awareness, and engagement program	$125,848	$137,302	$143,830	$150,577	$155,000	$148,692	$6,308

Keep Australia Beautiful WA

For more information contact:
Keep Australia Beautiful Council
Prime House
8 Davidson Terrace
JOONDALUP WA 6027

Post: Locked Bag 10
JOONDALUP DC WA 6919

Telephone: (08) 6364 7210
www.kabc.wa.gov.au

